

State Financial Aid Monthly Webcast

April 20, 2022

A stylized illustration on a teal background featuring a central desktop monitor displaying a loading spinner. In the foreground, a hand in a suit sleeve touches a tablet that also shows a play button. Surrounding these are various icons: a smartphone with three user icons, a video camera, red play button icons, gears, a download arrow, a fast-forward symbol, and a network node. The scene is decorated with white clouds and small plus signs.

Authority to Transfer

Deadlines and Reminders

Questions

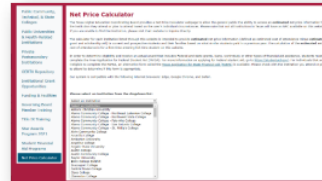
Net Price Calculator

Annual Update

PURPOSE

The Texas Higher Education Coordinating Board (THECB) is required to provide a **State Net Price Calculator (NPC)** tool for estimating the cost of attendance (COA) for full-time entering first-year students at public institutions of higher education in Texas (see [Texas Education Code \(TEC\), Section 61.0777](#)).

To maintain compliance, public institutions are required to create and submit a **Federal Net Price Calculator (NPC) template** to the THECB. Templates will be hosted as a comprehensive listing of links on the **State's NPC** webpage which can be accessed through the [THECB's agency webpage](#).

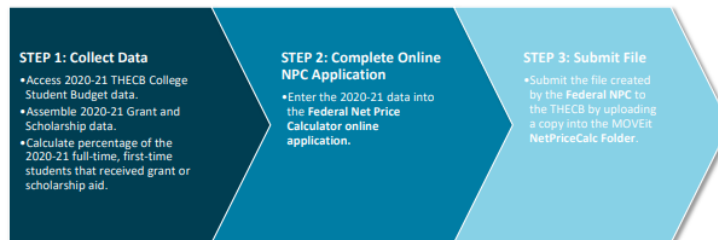


REQUIREMENT

All public institutions who enroll full-time entering first-year students **are required** to participate in the annual **State NPC** update process. Private/Independent institutions of higher education in Texas approved to participate in the Tuition Equalization Grant (TEG) and Texas College Work-Study (TCWS) Programs are **encouraged** to participate in the **State NPC** tool.

FILE PROCESS

Institutions must complete the following steps to update the NPC data on the State's NPC webpage.



NPC Annual Update:

Memo was sent March 29, 2022

- Each public institution that enrolls full time entering first-year students is **required** submit a file to the THECB for the State's NPC tool used for estimating the cost of attendance (COA).
- Instructions are available on the Student Financial Aid Programs webpage and provide each of the steps necessary to submit the NPC file to the THECB.

Deadline April 29, 2022

NPC Update Process

STEP 1: Collect Data

- Access 2020-21 THECB College Student Budget data.
- Assemble 2020-21 Grant and Scholarship data.
- Calculate percentage of the 2020-21 full-time, first-time students that received grant or scholarship aid.

STEP 2: Complete Online NPC Application

- Enter the 2020-21 data into the **Federal Net Price Calculator** online application.

STEP 3: Submit File

- Submit the file created by the **Federal NPC** to the THECB by uploading a copy into the **MOVEit NetPriceCalc Folder**.

NPC Reminders

- Complete the 2020-21 federal NPC template.
- Upload the **Index file**, *not* the zip file into MOVEit.
- A message will be displayed for the user if the institution is **not** participating.
- To confirm that the file has been uploaded:
 - ✓ Visiting the State's NPC webpage.
 - ✓ Click on the applicable institution and select **submit** to display a link to the file.
 - ✓ Once launched, ensure the award year displayed is 2020-21.

The screenshot shows the 'College Net Price Calculator' interface. At the top, there is a progress bar with six steps: Step 1 (green checkmark), Step 2, Step 3, Step 4, Step 5, and Step 6. Below the progress bar, the text reads: 'Welcome to [redacted] College's net price calculator. Begin by reading and agreeing to the statement below. Then follow the instructions on the subsequent screens to receive an estimate of how much students similar to you paid to attend College [redacted] 2020-21.' The text '2020-21' is highlighted with a blue box. Below this, there is a large text box containing the following text: 'Please read, This calculator is intended to provide estimated net price information (defined as estimated cost of attendance - including tuition and required fees, books and supplies, room and board (meals), and other related expenses - minus estimated grant and scholarship aid) to current and prospective students and their families based on what similar students paid in a previous year. By clicking below, I acknowledge that the estimate provided using this calculator does not represent a final determination, or actual award, of financial assistance, or a final net price; It is an estimate based on cost of attendance and financial aid provided to students in a previous year. Cost of attendance and financial aid availability change year to year. The estimates shall not be binding on the Secretary of Education, the Institution of higher education, or the State. Students must complete the Free Application for Federal Student Aid (FAFSA) in order to be eligible for, and receive, an actual financial aid award that includes Federal grant, loan, or work-study assistance. For more information on applying for Federal student aid, go to <http://studentaid.gov>. Note: Any information that you provide on this site is confidential. The Net Price Calculator does not store your responses or ask for personal identifying information of any kind.' At the bottom of the text box is a green button labeled 'Agree & Continue'.

Watch the [March 2021 Webcast](#) for step-by-step video instruction.

Authority to Transfer

New Process

Authority to Transfer

Institutions participating in state grant programs and the Texas Work-Study programs, may be eligible to use the Authority to Transfer Funds process.

Prior Process

- Transfer requests were submitted online through CONTACT US. Institutions were emailed a fillable PDF form to sign and return to the THECB.

New Process

- Memo was sent April 12, 2022.
- Transfer requests must be submitted using the new online request form to initiate the process.

Deadline July 1, 2022

The screenshot shows the 'FY2022 Authority to Transfer Request' form. At the top, it says 'Texas Higher Education COORDINATING BOARD'. Below that is the title 'FY2022 Authority to Transfer Request'. A paragraph explains that institutions participating in the Toward Excellence, Access, and Success (TEXAS) Grant, Texas Educational Opportunity Grant (TEOG), Tuition Equalization Grant (TEG), Texas College Work-Study (TCWS), and the Work-Study Student Mentorship Program (WSMP) may be eligible to participate in the Authority to Transfer Funds process. A note states that institutions requesting a transfer of funds must submit a request by July 1, 2022. The form includes a dropdown menu for 'Institution Type *' with 'Select' as the current option. Below this is a section titled 'Transfer Limitations' which provides details on the percentage of annual program allocation that can be transferred (up to 25% or \$60,000, whichever is less) and mentions that institutions participating in both TCWS and WSMP can transfer up to 25% of the total annual program allocation between the two programs. Another dropdown menu for 'Transfer Details (Select One Option) *' also shows 'Select'. At the bottom, there is a field for 'Transfer Amount *' with a note: '(Do not include special characters, commas, or dollar signs.)'.

Authority to Transfer

Transfer Limitations

- Institutions participating in a combination of state appropriated grants and Texas College Work-Study Programs can transfer up to 25% of the institution's total annual program allocation, or \$60,000 whichever is less ([see TAC, Section 22.11\(b\)\(1\)](#)).
- Institutions participating in both the TCWS and WSMP can transfer up to 25% of the institution's total annual program allocation between the two programs ([see TAC, Section 22.11\(b\)\(2\)](#)).



Note: An amendment to the rules will be reviewed for approval during the THECB's quarterly Board meeting being held on April 28, 2022. If approved, the rule will reflect this amendment in May 2022.

2023-24 TASEFA

Highlights

TASFA Updates

Development

- Online TASFA is developed and functional.
 - Refining the skip logic, error validations and cosmetic changes.
-

Data Transmission

- File layout will be sent to institutions by beginning of May.
- Test files for institutions will be loaded into MOVEit in the coming months.
- Working on the transmission of TASFA completion status into ApplyTX Counselor Suite to meet the high school graduation requirement.

Marketing & Training

- Agency's Communication Team released a TASFA blog post for K-12.
 - Collaborating on the webpage design and content which will be built on the new agency website.
 - Texas OnCourse is helping to develop training and resource information to help with the launch.
-

Testing

- Internal user acceptance testing (UAT) is in progress.
- External UAT will be completed over the summer.
- Testers are composed of TASFA Committee members.

TASFA Clarifications

THECB Creating Sole TASFA

- Beginning with the financial aid application cycle for academic year 2023-2024 and thereafter:
 - The online TASFA available through the ApplyTexas website **is the sole, acceptable online TASFA**. All institutions participating in state financial aid programs must accept the data generated by the completion of this online TASFA.
 - The TASFA document available through the ApplyTexas website **is the sole, acceptable printable version** of the TASFA, which institutions may accept from applicants who do not have access to the necessary technology to complete the online TASFA.

Note: An amendment to the rules will be reviewed for approval during the THECB's quarterly Board meeting being held on April 28, 2022. If approved, the rule will reflect this amendment in May 2022.

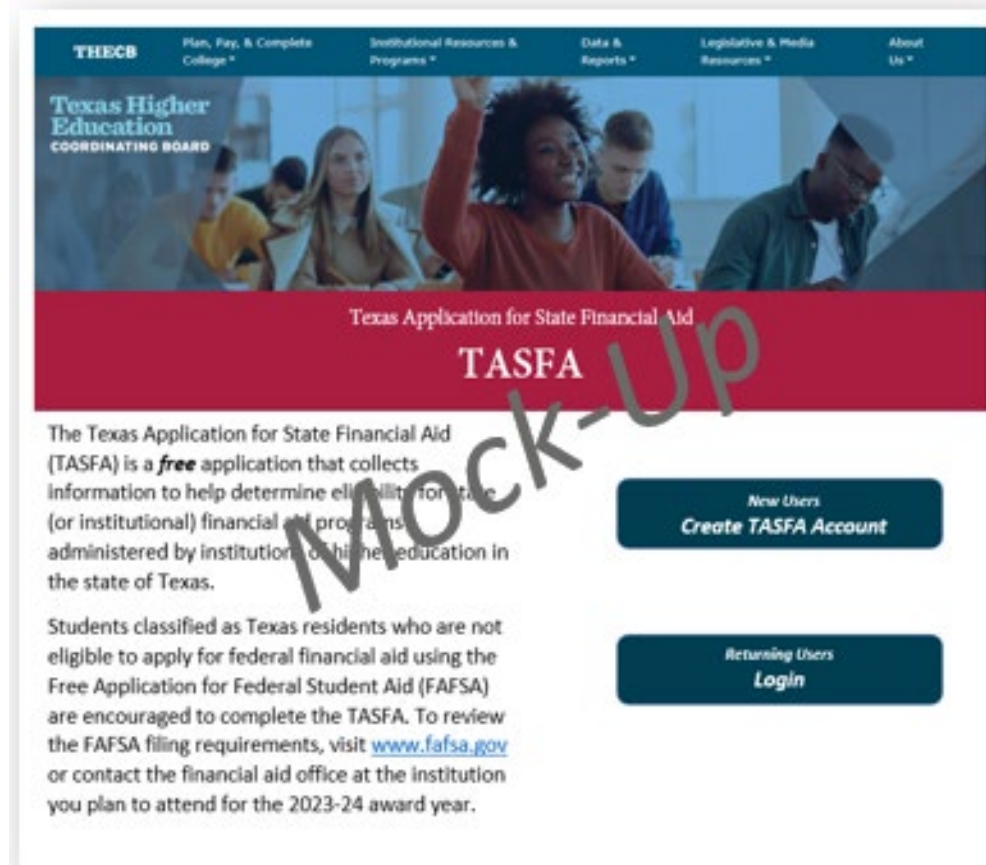
Online TASFA Launching October 2022

- The **online TASFA** will launch for the **2023-24** academic year and subsequent years.
 - Students needing to fill out a TASFA for the **2022-23** academic year will need to fill out the paper TASFA.
- The online TASFA will only be available in **English** for the application launch; the **Spanish** will only be available as a **PDF**.
 - Other languages will be considered for future releases.
- The online TASFA will not generate an EFC but will transmit the data collected to institution.

TASFA Landing Page

Will be located on the THECB website:

- Allows new users to access the registration page.
- Allows returning users to access the login screen.
- Clarifies for users if they should fill out the TASFA or FAFSA.
- Includes Frequently Asked Questions and other resources.



Application Page

Application Year: 2023-2024

The Texas Application for State Financial Aid (TASFA) is a *free* application that collects information to help determine eligibility for state (or institutional) financial aid programs administered by institutions of higher education in the state of Texas.

Students classified as **Texas residents** who are not eligible to apply for federal financial aid using the Free Application for Federal Student Aid (FAFSA) are encouraged to complete the TASFA.

To review the FAFSA filing requirements, visit studentaid.gov or contact the financial aid office at the institution you plan to attend for the 2023-2024 award year.

Note: The federal application covers federal and state financial aid opportunities. If you meet the FAFSA filing requirements, then you should submit a completed FAFSA.

You do not need to complete both the FAFSA and TASFA.

The state financial aid priority application deadline for many institutions of higher education is **January 15, 2023** for the 2023-2024 award year. To be considered for the most financial aid that may be available to you, it is important to complete and submit this application with all required documentation to the financial aid office you plan to attend on or before Jan. 15.

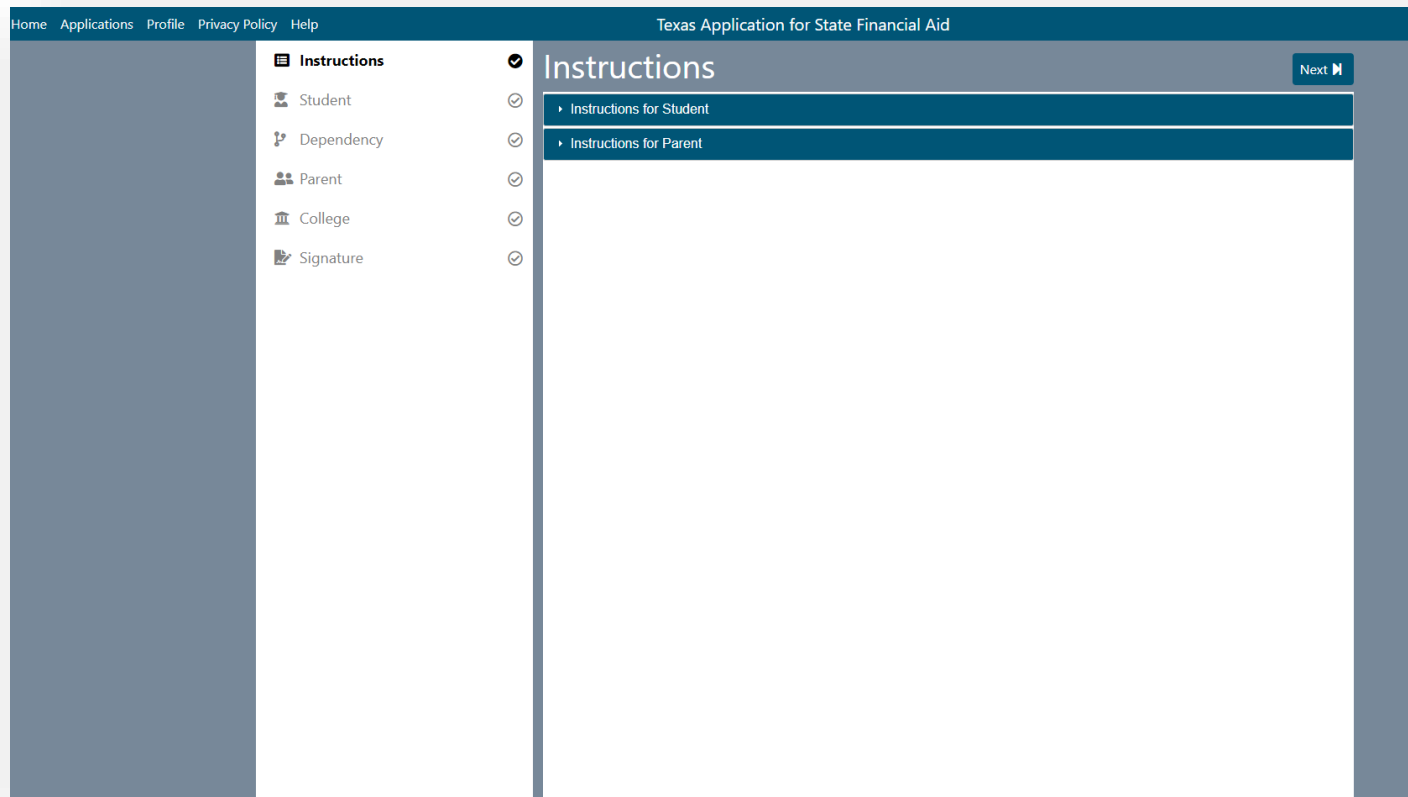
To being your 2023-2024 TASFA, click on the Start button below.

▶ Start

Highlights

- Includes basic TASFA eligibility information.
- Guides students to FAFSA, if applicable.
- Multiple award years will be hosted when the application periods overlap.
- The user can download and print the application as a PDF on this page, once the application is completed.

Instructions



Highlights

- Expandable instructions will be displayed to help guide the applicant through the basic requirements for the online form.
- The instructions also clarify what to expect for skip logic and when a parent's information will be needed.

Student Tab

The screenshot shows the 'Student' tab in the TASFA system. The form is titled 'Student' and includes a sidebar with navigation links: Instructions, Student, Dependency, College, and Signature. The main form area contains several sections. A red box highlights the 'Selective Service Statement of Registration Status' section, which includes a dropdown for '14) Will you have your first bachelors degree before you begin the school year?', a text area for '15) Selective Service Statement of Registration Status', and a dropdown for '16) What is your current Selective Service Registration Status?'. Below this, there are fields for '20) How much did you earn from working in' and '22) For 2022, have you completed your IRS income tax return or another tax return?'. The form also includes a 'Page Sections' dropdown and 'Previous', 'Save', and 'Next' buttons.

Highlights

- Student Tab has 3 sections:
 - Personal Information
 - Income and Assets
 - Federal Benefits and Household
- High School is collected to report completion status for seniors to meet the graduation requirement.
- Selective Service Statement of Registration Status is included in Online TASFA.

Dependency Tab

The screenshot shows a web application interface with a sidebar on the left and a main content area. The sidebar contains a list of tabs: 'Instructions', 'Student', 'Dependency', 'College', and 'Signature'. The 'Dependency' tab is highlighted with a red border. The main content area is titled 'Dependency' and contains a series of questions with radio button options. The questions are numbered 41 through 48. The 'Previous', 'Save', and 'Next' buttons are visible at the top right of the main content area.

Instructions

Student

Dependency

College

Signature

Dependency

Previous Save Next

* 41) Were you born before January 1, 2000?

☒ Yes ☐ No

* 42) As of today, are you married? ⓘ

☐ Yes ☒ No

* 43) At the beginning of the _____ school year, will you be working on a master's or doctorate program (such as an MA, MBA, MD, JD, PhD, EdD, graduate certificate, etc.)?

☐ Yes ☐ No

* 44) Are you currently serving on active duty in the U.S. Armed Forces for purposes other than training? ⓘ

☐ Yes ☐ No

* 45) Are you a veteran of the U.S. Armed Forces? ⓘ

☐ Yes ☐ No

* 46) Do you now have or will you have children who will receive more than half of their support from you

☐ Yes ☐ No

* 47) Do you have dependents (other than your children or spouse) who live with you and who receive more than half of their support from you.

☐ Yes ☐ No

* 48) At any time since you turned age 13, were both your parents deceased, were you in foster care or were you a dependent or ward of the court? ⓘ

☐ Yes ☐ No

Highlights

- Skip logic is built in to populate the answers for date of birth and marital status from Student tab selections.
- Parent tab and parent signature will display based on the dependency determination.

Parent Tab

The screenshot shows a web application interface for a 'Parent' tab. On the left is a sidebar with a list of tabs: Instructions, Student, Dependency, Parent (highlighted with a red box), College, and Signature. Each tab has a checkmark icon. The main content area is titled 'Parent' and contains a 'Demographics' section. This section includes several form fields: a dropdown menu for marital status (currently showing 'Married/remarried'), a text field for the date of marriage/divorce/separation, and two text fields for the parent's last and first names. There is also a date of birth field. Navigation buttons at the top right of the form include 'Page Sections', 'Previous', 'Save', and 'Next'.

Highlights

- Includes skip logic based on marital status selected for parent.
- Parent email generates the link to allow them to electronically sign.

College Tab

The screenshot shows a web application interface for selecting colleges. On the left is a sidebar with navigation tabs: Instructions, Student, Dependency, Parent, **College** (highlighted with a red box), and Signature. The main area is titled 'Colleges' and contains instructions: 'Select at least one college from the Available College listing below. You can select a maximum of 10 colleges per application submission. If you would like to select additional colleges, you can add them during a future session.' Below the instructions are two buttons: 'Available Colleges: 146' and 'Selected Colleges'. A search bar is labeled 'Search By: College Name / Code / City'. A table lists available colleges with columns for College Name, City, and FICE Code. The first row, 'ABILENE CHRISTIAN UNIVERSITY' in 'ABILENE' with FICE Code '003537', is selected with a checkbox. Below the table are two input fields: 'Select Housing plan' and '12 Digit Student Id'. At the bottom, a list of other colleges is shown with checkboxes: 'ALAMO CCD NE LAKEVIEW COLLEGE' (000309), 'ALAMO CCD NW VISTA COLLEGE' (000307), 'ALAMO CCD PALO ALTO COLLEGE' (023413), 'ALAMO CCD SAN ANTONIO COLLEGE' (009163), and 'ALAMO CCD ST. PHILIPS COLLEGE' (003608).

College Name	City	FICE Code
<input checked="" type="checkbox"/> ABILENE CHRISTIAN UNIVERSITY	ABILENE	003537
<input type="checkbox"/> ALAMO CCD NE LAKEVIEW COLLEGE		000309
<input type="checkbox"/> ALAMO CCD NW VISTA COLLEGE	SAN ANTONIO	000307
<input type="checkbox"/> ALAMO CCD PALO ALTO COLLEGE	SAN ANTONIO	023413
<input type="checkbox"/> ALAMO CCD SAN ANTONIO COLLEGE	SAN ANTONIO	009163
<input type="checkbox"/> ALAMO CCD ST. PHILIPS COLLEGE	SAN ANTONIO	003608

Highlights

- Requires a user to select **at least one** college in order to submit.
- Allows **up to 10** colleges.
- Requires the housing status for each college selected and an optional college ID to help with record validation at the institution

Features

- Status indicators to show application progress



Features

- Status indicators to show application progress
- Application is dynamic so it will adjust to the device being used

The screenshot shows the TASFA (Texas Application for State Financial Aid) mobile application interface. At the top is a dark blue header with the TASFA logo and a hamburger menu icon. Below the header is a navigation bar with icons for Home, Profile, Progress, Support, and Settings. The main content area is titled "Student" and features a "Page Sections" dropdown menu and navigation buttons (Previous, Save, Next). The current section is "Personal Information", which includes a "Demographics" subsection. Instructions state: "Complete each of the questions in the four sections below. Click the ⓘ icon to read available help instructions." The form contains five required fields, each with a red asterisk and a help icon: 1) "Your Last Name" with a text input field labeled "LAST NAME"; 2) "Your First Name" with a text input field labeled "FIRST NAME"; 3) "Your Middle Initial" with a text input field labeled "OPTIONAL"; 4) "Date Of Birth" with a date picker input field labeled "mm/dd/yyyy"; and 5) "Please enter your Social Security Number (SSN), Individual Taxpayer Identification Number (ITIN), Deferred Action" with a corresponding input field. A red footer bar at the bottom contains the copyright notice "© 2022 - TASFA Copyright Note".

Features

- Status indicators to show application progress
- Application is dynamic so it will adjust to the device being used
- Navigation buttons

The screenshot shows a web application interface for a student. At the top, a dark blue header bar contains the word "Student" on the left and a navigation bar on the right. The navigation bar is highlighted with a red rectangle and contains four buttons: "Page Sections" (with a dropdown arrow), "Previous" (with a left arrow), "Save" (with a floppy disk icon), and "Next" (with a right arrow). Below the header, the main content area has a title "Personal Information" and a sub-section "Demographics". A instruction text says: "Complete each of the questions in the four sections below. Click the ⓘ icon to read available help instructions." The form contains several fields and sections:

- * 1) Your Last Name ⓘ: Text input field labeled "LAST NAME".
- * 2) Your First Name ⓘ: Text input field labeled "FIRST NAME".
- 3) Your Middle Initial: Text input field labeled "OPTIONAL".
- * 4) Date Of Birth ⓘ: Text input field with a date picker icon, labeled "mm/dd/yyyy".
- * 5) Please enter your Social Security Number (SSN), Individual Taxpayer Identification Number (ITIN), Deferred Action for Childhood Arrivals (DACA) number or N/A ⓘ: Radio button options for SSN, ITIN, DACA, and N/A, followed by a text input field.
- * 6) Your mailing address number and street (include apt. number) ⓘ: Text input field labeled "ADDRESS & STREET".
- * 7) City (and country if not U.S.): Text input field labeled "CITY (AND COUNTRY IF NOT U.S.)".
- * 8) State: Dropdown menu labeled "Select".
- * 9) Zip Code ⓘ: Text input field labeled "5 digit zip code".

Features

- Status indicators to show application progress
- Application is dynamic so it will adjust to the device being used
- Navigation buttons
- Help icons provide additional clarification on most fields

Student

Page Set

Personal Information

Demographics

Complete each of the questions in the four sections below. Click the **i** icon to read av

• 1) Your Last Name **i** • 2) Your First Name

LAST NAME FIRST NAME

3) Your Middle Initial • 4) Date Of Birth **i**

OPT yy

• 5) P Child • 6) Your mailing address number and street (include apt. number) **i**

SS ADDRESS & STREET

• 7) City (and country if not U.S.)

CITY (AND COUNTRY IF NOT U.S.)

• 8) State • 9) Zip Code **i**

Select 5 digit zip code

Enter your full, legal last name. Do not use nicknames or abbreviations since this information will be used to match your application with your official record if you enroll in a college.

Close

Deadlines and Reminders

Deadlines and Reminders

Deadlines

- Net Price Calculator – April 29, 2022
- Authority to Transfer – July 1, 2022

Coming Soon

- FY 2023 Program Guidelines
- 10-Day Review for Preliminary Allocations (will be sent to the Director)
- Summer Institutional Calendar
- TEG Engagement Guide

General Reminders

- Financial Aid Database - Cycle One – Deadline was April 11, 2022
- Texas Transfer Grant Interagency Contracts for Public Institutions – Deadline was April 15, 2022
- TCWS Summer Awards are Approved for FY 2022

Contact Student Financial Aid Programs

The following phone lines are available for borrower and the public:

Borrower Services

- Student Borrowers (Cosigners): (800) 242-3062

Texas Financial Aid Information Center

- Public Line: (888) 311-8881

Contact Financial Aid Services in one of the following ways:

FAS Institutional Phone Line

- Institutions Only: (844) 792-2640

Submit inquiries online through the CONTACT US web form.



Phone lines –
Hours of Operation:
Mon-Fri
8 a.m. to 5 p.m.
(Closed 12-1 daily)

Submit a CONTACT US

- To ensure inquiries are routed correctly, complete these steps:
- Select “**Institution**” in Received From box
- Enter the institution’s full name
- Always select “**Financial Aid Question**” as the Contact Reason
- Provide the best **direct phone number**

Texas Higher Education Coordinating Board

Contact Us

*An asterisk * by the field indicates a required field*

Received From* INSTITUTION

Institution

Contact Reason* Financial Aid Question

Description*

Please do NOT include your full Social Security Number inside the issue description. If you have a question about the status of a new loan application, accounts in repayment, or delinquencies, please use the last four digits of your SSN instead.

Is this a complaint ☒ No ☐ Yes

Contact Preference ☒ E-MAIL ☐ LETTER ☐ PHONE

Salutation* Dr.

First Name*

Last Name*

E-mail*

Phone (10-digit) Phone Ext

Mail Address

Mail Address2

Mail Address3

City

State -- please select State -- Zip Code (5-digit)

| [Help](#)



Texas Higher Education

COORDINATING BOARD

Questions?