



Implementation of 60x30TX

Colette Pierce Burnette, Ph.D., Don Christian, Ph.D., Ray Martinez, J.D. • October 25, 2018



ICUT's Mission & Vision

Mission Statement

ICUT supports Texas independent nonprofit colleges and universities by strengthening member institutions through advocacy, policy research and collaboration.

Specifically, our programs help our member institutions:

- advance educational opportunities for **students**,
- address financial needs of **families**,
- promote economic opportunities for **communities**,
- foster relationships with **businesses**, and
- inform and advise **policymakers**.

Vision Statement

ICUT will continue to be an integral, vibrant and sustainable component of the higher education landscape in Texas and will champion the diverse traditions, approaches and populations of our member institutions.

The higher education system in Texas is made stronger by including Texas independent, regionally-accredited, nonprofit colleges and universities.

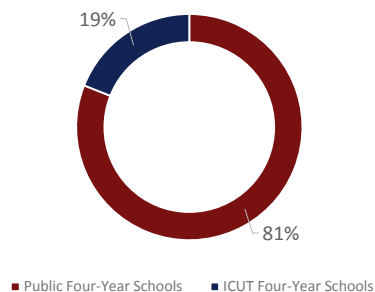
The voice for Texas' fully-accredited private colleges and universities



Postsecondary Enrollment in Texas, Fall 2017

- Total postsecondary enrollment, Fall 2017:
1,532,500 students
✓ **0.64 percent increase** from previous academic year
- Total independent institutional enrollment:
126,586 students
✓ **0.34 percent increase** from previous academic year
- ICUT member institutions represent:
✓ **8.26 percent** of all enrollment, and
✓ **19.4 percent** of four-year enrollment

Four-Year Postsecondary Enrollment in Texas, Fall 2017



**Source: Texas Higher Education Coordinating Board.*

The voice for Texas' fully-accredited private colleges and universities



ICUT Institutions: Academics

- Our institutions span the range of the Southern Association of Colleges and Schools Commission on Colleges (SACSCOC) Classification Levels, from Associate Degree-granting institutions (**Level I**) to institutions with four or more Doctoral Degrees (**Level VI**)
- Our institutions offer a variety of degree pathways:
 - ✓ Traditional residential, four-year liberal arts degrees
 - ✓ Hybrid online and in-person degrees
 - ✓ Fully online degree programs
- Our institutions maintain traditional transfer articulation agreements with two-year institutions across the state as well as new and innovative transfer pathways like the ICUT Transfer Portal, currently in pilot phase

The voice for Texas' fully-accredited private colleges and universities



ICUT Institutions: Diversity

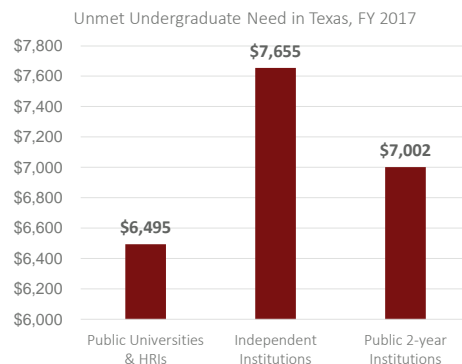
- Our membership includes:
 - ✓ **5** Historically Black Colleges and Universities (HBCUs)
 - ✓ **16** Hispanic-Serving Institutions (HSIs), with 25 percent or more Hispanic student enrollment
 - ✓ **13** Emerging HSIs, with 15-24 percent Hispanic student enrollment
- Approximately **half** the students enrolled at ICUT institutions are non-white students, up from about 17 percent in 1983
- About **85 percent** of students enrolled at ICUT institutions are Texas residents

The voice for Texas' fully-accredited private colleges and universities



ICUT Institutions: Cost and Student Debt

- Nationally, average **net prices** at private, nonprofit institutions – what students actually pay to attend – are **lower** in 2017-18 than in 2007-08
- **Three-year Cohort Default Rate** for private, nonprofit institutions in Texas decreased from 8 percent to 7.3 percent from FY 2013 to FY 2014. (National average for private, nonprofit institutions: 7.4 percent.)
- Average **student debt levels and unmet need** at graduation are comparable between public and private institutions



**Sources: "Trends in College Pricing 2017," The College Board, and "State of Student Aid and Higher Education in Texas," July 2018, Trellis Company.*

**Source: Texas Higher Education Coordinating Board.*

The voice for Texas' fully-accredited private colleges and universities



ICUT Institutions: Financial Aid

- **8 out of every 10** undergraduates at ICUT institutions received some form of grant aid in 2016-17, with a total of **\$1.46 billion** distributed; of this amount, approximately **85 percent** was provided by our institutions
- **50 percent** of direct student aid at private, nonprofit institutions in Texas comes from loans and 50 percent from grants. Overall, the state average is 58 percent (loans) and 41 percent (grants)
- **47 percent** of Tuition Equalization Grant (TEG) recipients had an Expected Family Contribution (EFC) of \$1000 or less in Fiscal Year 2017
- **33 percent** of TEG recipients had family incomes below the poverty line in FY 2017
- **6 out of every 10** TEG recipients also receive Federal Pell Grants, demonstrating exceptional need; these students received **72 percent** of all TEG funding in FY 2017

*Sources: Texas Higher Education Coordinating Board and "State of Student Aid and Higher Education in Texas," July 2018, Trellis Company.

The voice for Texas' fully-accredited private colleges and universities



ICUT Institutions: Economic Impact



Total direct spending by institutions, students, employees and visitors in 2016



Total full and part-time employees at ICUT institutions in 2016-17, of which nearly **10 percent** were new hires



Total economic impact of ICUT institutions in 2016 – equivalent to creating **80,197** new jobs

*Source: Economic Impact of ICUT Institutions Report, 2018.

The voice for Texas' fully-accredited private colleges and universities

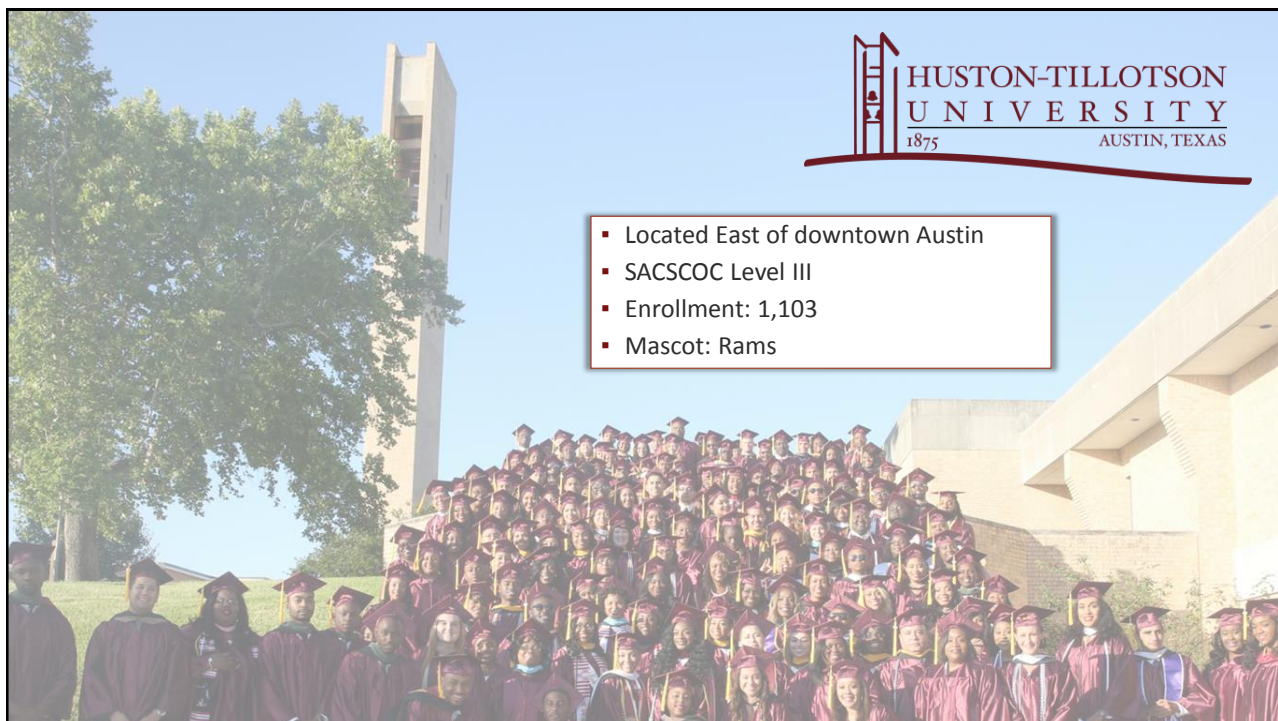


ICUT and 60x30TX



- ICUT representatives were part of the steering committee responsible for crafting 60x30TX
- ICUT institutions are actively participating in all the goals of 60x30TX
- **60x30TX:** By 2030, at least 60 percent of Texans aged 25-34 will have a postsecondary credential or degree
- **Completion:** By 2030, at least 550,000 students in that year will complete a certificate, associate, bachelors or masters from a Texas public, independent or for-profit college or university
- **Marketable Skills:** By 2030, all graduates from Texas public institutions of higher education will have completed programs with identified marketable skills
- **Student Debt:** By 2030, undergraduate student loan debt will not exceed 60 percent of first-year wages for graduates of Texas public institutions

The voice for Texas' fully-accredited private colleges and universities



- Located East of downtown Austin
- SACSCOC Level III
- Enrollment: 1,103
- Mascot: Rams

HT + 60x30TX



• Strategic Enrollment of Texas Students

- 34% of the Fall 2018 class from the Austin metropolitan area
- 68% of the Fall 2018 class are from: Austin, San Antonio, Dallas Houston

• Ram Career Connections

- Career Pathways Initiative funded by a 5-year grant from the United Negro College Fund
- Collaborating with key Austin industry partners, to ensure guided pathways into meaningful careers

• New Generation Educators

- Cutting edge educator preparation program, design to increase the number of African-American male educators
- Close alignment with local ISD partners to provide educator resources, and professional development opportunities

HTU.EDU



- Located in Northwest Austin
- SACSCOC Level V
- Enrollment: 2,568
- Mascot: Tornados

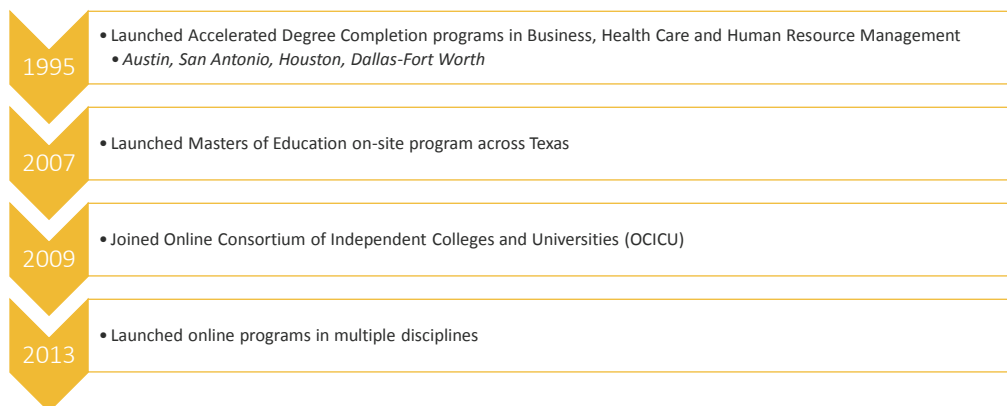


Who are We?

- 2,568 students
 - 1,746 Undergraduate
 - 822 Graduate
 - 1,132 Traditional Undergraduate, 516 Fully Online
 - Majority Minority
 - 33 percent Hispanic/Latino
 - 15 percent Black
 - 6 percent Other
 - Average student age: 25 Undergraduate, 33 Graduate
 - Average Student Debt: \$29,000
-



Early Adoption of 60x30TX Goals





60x30TX Partnerships

- San Antonio/Austin Regional Transfer Compact Program
 - Austin Community College (ACC)
 - 3+1 Program
 - Offices and classrooms at ACC's Highland Campus
 - College Consortium
 - Founding member
 - Sharing online courses and programs with colleges across the country
 - ICUT
 - ICUT Foundation Transfer Portal
 - ICUT Scholars Virtual Internship partner school
-



60x30TX Programs and Practices

- Launching degree programs that meet a market need
 - Accelerated BS in Nursing
 - BA in Elementary Curriculum
 - BA in Applied Science – Technical Management
 - Requirement of Careers and Capstone course (LDR 4102)
 - Reducing required hours from 128 to 120
 - Requiring partnerships in multiple programs
 - Presentation on loans and financial responsibility to entering first-years
 - Exit presentation on student loans to all graduating seniors
 - **Engage!** – a program for first generation students
 - Revising SLOs to reflect identifiable market skills as an outcome
-