

LEGISLATIVE APPROPRIATIONS REQUEST
for Fiscal Years 2024 and 2025

Submitted to the
Governor's Office of Budget, Planning and Policy
and the Legislative Budget Board

by

Texas Higher Education Coordinating Board

July 29, 2022

This page intentionally left blank.

TABLE OF CONTENTS

- 1.A. Administrator's Statement
- 1.B. Organizational Chart
- 1.C. Certificate of Dual Submissions
- 1.D. Mission Statement
- Budget Overview – Biennial Amounts
- 2.A. Summary of Base Request by Strategy
- 2.B. Summary of Base Request by Method of Finance
- 2.C. Summary of Base Request by Objects of Expense (OOE)
- 2.D. Summary of Base Request Objective Outcomes
- 2.E. Summary of Exceptional Items Request
- 2.F. Summary of Total Request by Strategy
- 2.G. Summary of Total Request Objective Outcomes
- 3.A. Strategy Request
- 3.A.1. Program-Level Request
- 3.B. Rider Revisions and Additions Request
- 4.A. Exceptional Item Request Schedule
- 4.B. Exceptional Items Strategy Allocation Schedule
- 4.C. Exceptional Items Strategy Request
- 5.A. Capital Budget Project Schedule
- 5.B. Capital Budget Project Information
- 6.A. Historically Underutilized Business Supporting Schedule
- 6.C. Federal Funds Supporting Schedule
- 6.E. Estimated Revenue Collections Supporting Schedule
- 6.H. Estimated Total of All Funds Outside the General Appropriations Act Bill Pattern Schedule
- 6.J. Summary of Behavioral Health Funding
- 6.K. Related to Recently Enacted State Legislation Schedule
 - * Part A – Budgetary Impacts
 - * Part B – Summary of Costs

This page intentionally left blank.

Administrator's Statement

7/29/2022 5:56:19PM

88th Regular Session, Agency Submission, Version 1
Automated Budget and Evaluation System of Texas (ABEST)

781 Higher Education Coordinating Board

Texas Higher Education Coordinating Board 2024-25 Administrator's Statement

Board Members (Hometown, Date Term Expires)

Dr. Fred Farias III, O.D. - Chair (McAllen, 2025)
Ms. Donna N. Williams - Vice Chair (Arlington, 2023)
S. Javid Anwar - Secretary (Midland, 2021)*
Mr. Richard Clemmer (Austin, 2023)
Mr. Robert Gauntt (Austin, 2027)
Ms. Emma W. Schwartz (El Paso, 2025)
Mr. R. Sam Torn (Houston, 2025)
Mr. Welcome W. Wilson, Jr. (Houston, 2023)
Mr. Daniel Wong (Houston, 2027)
Ms. Georgia Blackwell, Student Rep (Venus, 2023)

*Members continuing to serve on the board until replacement appointed

FUNDAMENTAL ISSUES

Over the past 10 years, Texas has created nearly 25 percent of all new jobs in the United States and continues to attract major employers. This represents both opportunities and challenges for our state. Texas is experiencing a disconnect between the skills and credentials the majority of these new jobs require and credentials and skills held by most Texans, creating gaps in our state talent pipelines. As the pace of innovation accelerates, Texas employers will increasingly need workers with education beyond high school.

Building a Talent Strong Texas, the state's new higher education strategic plan adopted by the Texas Higher Education Coordinating Board in January 2022, expands the scope of who Texas higher education must serve, to emphasize not only traditional-age students transitioning directly from high school but also all working-age adults, with a wider range of programs that align with changing workforce needs. Until now, the state primarily tracked traditional degrees and certificates. The new plan includes these programs along with a broad range of industry-recognized credentials that play increasingly vital roles in our economy.

The updated state plan incorporates a clear set of goals designed to prominently position Texas for long-term economic security, competitiveness, and prosperity through expanded higher education opportunities. In particular, the Building a Talent Strong Texas plan highlights the critical importance of monitoring and advancing equitable opportunities across the rich diversity of our growing Texas population and vast geography. Removing historical barriers to high-quality postsecondary education and training, all Texans can participate in, contribute to, and benefit from our Texas economy.

These changes are both timely and urgent. The COVID-19 pandemic not only dramatically accelerated emerging changes in the state's educational and workforce needs but also caused unprecedented disruptions in student learning across public and higher education. Texas students and families, employers, and communities continue to feel the profound impact of these disruptions.

Even as Texas employers increasingly require highly skilled individuals with education and training beyond high school, higher education enrollments have not kept pace

781 Higher Education Coordinating Board

with pre-pandemic numbers and population growth. In particular, community college and broad-access university enrollments have not recovered to pre-pandemic levels. Direct high school to college enrollment has also declined, as many students have opted to take advantage of entry-level job opportunities and forego advanced education and training. For Texas to advance its competitive prominence, the state must invest in and improve higher education to transition more Texans into the workforce with high-quality credentials of value.

The Coordinating Board, under the leadership of Commissioner Harrison Keller, is committed to working as a resource, partner, and advocate for Texas institutions of higher education. The agency, in partnership with higher education leaders, is focused on addressing post pandemic challenges and opportunities to improve the state's long-term competitiveness and prosperity, especially by raising postsecondary educational attainment and expanding higher education's collective role in powering the Texas economy.

Through the Governor's Tri-Agency Workforce Initiative, the Coordinating Board is also working with the Texas Education Agency, the Texas Workforce Commission, and other partners to recalibrate the workforce and educational systems quickly and efficiently. Comprehensive improvements involve re-envisioning, retooling, and reworking how Texas educates, trains, prepares, and engages students to dramatically expand educational and economic opportunities that align with current and emerging workforce needs.

The Governor issued renewed charges to the three agencies in February 2020 focused on three major themes:

- Aligning pathways between secondary and postsecondary education and training;
- Aligning education and training programs with state and regional workforce needs;
- Improving alignment between the agencies' processes, projects, and data.

In 2021, the 87th Legislature formally codified the Governor's Initiative. With a strategic roadmap in place and guided by the updated Building a Talent Strong Texas strategic plan, the Coordinating Board is working with partners across the state to seize this historic moment and help more Texans obtain postsecondary credentials of value that provide a clear line of sight to quality jobs and expanded opportunities to advance throughout their careers.

As our economy continues to undergo rapid transformation, Texas higher education will lead the way in expanding opportunities for individual Texans and their communities. The 88th Legislature represents a historic opportunity for Texas to make strategic investments to support pathways that propel students to complete credentials of value, modernize critical state infrastructure including data and advising tools, and accelerate innovation and collaboration to increase students' opportunities to succeed.

GROWTH IN OUR DIRECTION

In fall 2020, the Coordinating Board began the process of updating the state strategic plan for higher education to better reflect the state's current and emerging needs as one of the world's largest and most robust economies. Stakeholders from around the state provided insight and feedback to inform updated goals, metrics, and strategies. Building a Talent Strong Texas goals center on the following:

*Educational Attainment — The new plan sets a goal for 60 percent of working-age Texas adults to have a degree, certificate, or other postsecondary credential of value by 2030. The plan expands the previous 60x30TX focus on younger workers (25 to 34) to include adults ages 35 to 64, recognizing the growing need for Texans to

781 Higher Education Coordinating Board

build skills and knowledge throughout their careers.

*Credentials of Value — The scope of higher education credentials included in the plan has been expanded to include degrees, certificates, and other credentials including industry-recognized credentials that translate into value for individuals and employers. The new plan emphasizes that all credentials counted towards state goals should be credentials of value, as reflected in the typical earnings in the Texas economy of graduates who earn them.

*Student Debt — By 2030, 95 percent of Texas students should be able to complete undergraduate degrees or other credentials with no or low debt in relation to typical earnings for the credentials they earn.

Texas is the first state in the nation to condition state goals for higher education credentials on individuals' potential typical earnings in the state economy. This direction provides clear guidance for how ensuring value and affordability for students—including managing student debt—should be a shared responsibility among policymakers, higher education institutions, and students.

Research & Development — Two new goals focus on strengthening institutions' roles in promoting research, development, and innovation, to bolster the state's long-term competitiveness in the global economy. By 2030, the goal is to increase annual private and federal sponsored research and development expenditures by \$1 billion annually, and to increase the number of research doctorates earned annually to 7,500.

The pandemic underscored how the state's investment in high-quality research is not only about spurring innovation and creating new economic opportunities — research and development coming from Texas higher education institutions saves and improves lives.

Equity — Across all goals, Building a Talent Strong Texas emphasizes the importance of advancing equity and opportunity. Texas is one of the nation's youngest and most diverse states. If we do not advance our goals equitably, we simply will not meet them.

GROWING THROUGH COVID LESSONS LEARNED

The COVID-19 pandemic presented Texas higher education institutions with the greatest disruptions to their operations since the Second World War. More than 1.5 million students attending two- and four-year institutions had their educations and lives upended as campuses closed and courses transitioned online. Campus leaders and faculty rapidly reengineered their operations to help meet students' needs, integrate new health and safety protocols, and grow and support distance learning.

Today, overall enrollment at Texas public institutions has mostly rebounded — especially at research universities and health related institutions. However, enrollments at many regional universities and almost all community colleges has not recovered to pre-pandemic levels. As the state economy has recovered, many students have opted to work in entry-level jobs instead of enrolling in higher education. Over the longer term, these enrollment declines could exacerbate growing shortages of skilled employees with education, training, and credentials beyond high school. Continued state investment and coordination across all sectors of higher education will be essential to achieve the state's strategic higher education goals in Building a Talent Strong Texas and ensure the state's long-term competitiveness in the global economy.

This session, lawmakers will have a historic opportunity to address long-standing structural issues in the community college finance system and better align the system with the state's higher education goals. Community college enrollments — both academic and technical — have declined by 12 percent overall, to the lowest levels since

781 Higher Education Coordinating Board

2008. During the current interim, the Texas Commission on Community College Finance, with the support of the Commissioner and Coordinating Board staff, has undertaken a comprehensive review of the community college finance system. The Commission is currently developing recommendations for the Legislature's consideration to realign the community college finance system to better serve Texans and employers. The Commission's report to the Legislature is due Nov. 1, 2022.

Across institutions, campus leaders report unprecedented demands for academic support services and student mental health resources, especially for students re-entering higher education after stopping out and for students who were in high school during the most severe months of the pandemic. Many of these students require intensive support services to successfully complete their programs.

Disruptions to K-12 and higher education impacted every student, but those disruptions were particularly challenging for economically disadvantaged, first-generation, Black, and Hispanic students who were already at risk for not enrolling or persisting in postsecondary programs. Improved access to financial aid will be a major factor for addressing these issues.

As the pace of change in the economy continues to accelerate, the pandemic also widened Texas' middle skills gap. In 2021, the Texas Workforce Commission estimated approximately 1 million Texans could improve their career trajectory by earning a short-term credential. Additionally, the Workforce Commission has estimated in early 2022 that between 600,000 and 800,000 vacant positions remained unfilled across Texas because of the lack of qualified workers to fill them.

Early in the pandemic, Governor Abbott and legislative leaders recognized the importance of higher education to drive economic recovery and invested more than \$360 million through the Governor's Emergency Education Relief (GEER) funding in higher education. These one-time funds presented an opportunity for multiple strategic investments in higher education that helped spur the Texas economy into a new stage of growth and innovation.

The first \$270 million investment of Coronavirus Aid, Relief, and Economic Security (CARES) Act GEER funding allocated to the Coordinating Board was focused on immediate higher education needs. In particular, these funds helped insulate the state's major need-based financial aid programs from budget cuts during the initial financial shocks of the pandemic. More than 60,000 students received targeted financial aid to help them stay enrolled and on track toward earning their credentials. Additional GEER funding has been used for strategic investments to improve digital learning across colleges and universities, strengthen and innovate college and career advising from secondary schools through higher education institutions, and modernize the state's educational and workforce data infrastructure to be more responsive to the needs of students, institutions, and employers. Strategic investments of GEER funds have also fueled critical investments to establish and expand high-demand programs at colleges and universities aligned with current and emerging workforce needs, and to expand work-based learning opportunities such as internships and apprenticeships.

GROWTH IN OPPORTUNITIES

The adoption of Building a Talent Strong Texas renews the Coordinating Board's commitment to increase postsecondary attainment and award credentials that offer purpose in the economy, value in the labor market, and opportunity for a good job and meaningful career. To support the success of more Texans in postsecondary programs, it is more important than ever to invest in resources, tools, evidence-based practices, and incentives that yield results.

The new state strategic plan for higher education expands Texas' attainment goals to include all working-age adults and encourages institutions to expand work-based learning opportunities and offer a broader array of credentials. This includes short-term workforce credentials and industry-recognized credentials that align with current

781 Higher Education Coordinating Board

and emerging workforce needs.

The Coordinating Board's IT and data infrastructure is at the core of all agency efforts. By statute, the Coordinating Board is the steward of the state's combined educational and workforce data infrastructure that supports the state's network of Education Research Centers. To make this data more secure, accessible to authorized users, and useful for informing key decisions, the Coordinating Board has led a major initiative to modernize the state's educational and workforce data to better equip decision makers with actionable data insights to inform policy and improve student success. The Governor's Tri-Agency Initiative partners have been central to these efforts. The three agencies are now finalizing new statewide workforce development goals and strategies and multiple large-scale projects that will enhance collaborative efforts. These improvements, along with new processes and controls established through a new master data sharing agreement across the Tri-Agency partners, create the foundation needed to securely share data and improve insights. The public, institutions of higher education, key stakeholders, and many professionals across the state will all benefit from insights and tools powered by this new data infrastructure and related projects.

In 2019, the Legislature signaled a strong commitment to improving student transfer through the passage of Senate Bill 25. Since Commissioner Keller's appointment in October 2019, the Coordinating Board has made improving transfer a central priority. Today, the agency has fully implemented statutory provisions to improve transfer, including requiring all colleges and universities to publish recommended course sequences for undergraduate degree programs, earlier filing of degree plans, and new reporting on nontransferable credit. To build upon the momentum created by the Legislature, the Coordinating Board is supporting a robust faculty-led process to develop discipline-specific curriculum pathways that will ensure applicability of student's credits, so that up to 60 hours can be guaranteed for transfer into universities. This work has included comprehensive revisions to rules that establish a new framework for transfer curricula and a new governance committee, the Texas Transfer Advisory Committee (TTAC). Soon, the agency will be launching a branded marketing and advising initiative, Texas Direct, to promote these new policies and opportunities to students and advisers across the state.

CHANGES OR ADDITIONS TO EXEMPT POSITIONS

The Coordinating Board requests to move the exempt position to group 9.

BACKGROUND CHECKS AUTHORITY AND AGENCY PRACTICES/PROCEDURES

The agency conducts criminal history background checks in accordance with Texas Government Code (TGC), Sec. 411.1405 and 411.094. The agency obtains from the Department of Public Safety (DPS) criminal history record information maintained by DPS and FBI that relates to a person who is an employee, top candidate for employment, contractor, subcontractor, intern, or other volunteer with the Coordinating Board, and has access to information resources or information resources technologies as defined in TGC Sec. 2054.003; or is in a security-sensitive area as defined in TGC Sec. 411.094(2).

CENTRALIZED ACCOUNTING AND PAYROLL/PERSONNEL SYSTEMS (CAPPS)

The Coordinating Board received funding for this transition in the 2022-2023 biennium. The agency is working closely with the Comptroller of Public Accounts to complete successful transition by the end of fiscal 2023.

NEW FUNDING BEING REQUESTED**STUDENT FINANCIAL AID-STATE GRANT FUNDING**

Expanding student opportunity and success through strategic investments

781 Higher Education Coordinating Board

FY24-25 EXCEPTIONAL ITEM REQUEST: \$153M

State need-based student financial aid has proven to be essential to ensure students across the state have opportunities to enroll in and complete postsecondary credentials. The Coordinating Board proposes additional funding to continue serving the same percentage of eligible students in the TEXAS Grant (68%), Texas Educational Opportunity Grant (TEOG-Community Colleges – 28%/ TEOG-State and Technical Colleges – 23%), and Tuition Equalization Grant programs (TEG – 54%). As a point of reference, increasing TEOG to serve the same percentage of eligible students as the TEXAS Grant program serves would cost an additional \$127.3M for the biennium beyond this request. The agency's request also includes funding to continue targeted financial aid programs that support transfer students and high-achieving, low-income students. The state's financial aid programs provide crucial support to students across public and independent institutions of higher education. Continued investment in financial aid will ensure the state is advancing access to higher education equitably for the benefit of all Texans.

DATA SECURITY AND MODERNIZATION

Modernizing state educational and workforce data and enhancing security

FY24-25 EXCEPTIONAL ITEM REQUEST: \$15M

The Governor and Legislature have made significant investments in upgrading the security and utility of the state's education and workforce data infrastructure, to protect sensitive student-level data and provide timely and actionable information and analysis for students, employers, institutions, policymakers, and other key stakeholders. The Coordinating Board proposes funding to sustain momentum across these critical efforts and implement applications that will enable new security software to enhance protection of confidential data and will support innovative platforms to engage students and key stakeholders. This funding will enable the Coordinating Board to rewrite, consolidate, and retire obsolete legacy applications to make the agency's application portfolio more sustainable, cost effective, and secure.

CAREER AND COLLEGE ADVISING

Transforming student advising and streamlining pathways to completion

FY24-25 EXCEPTIONAL ITEM REQUEST: \$20M

The Legislature has charged the Coordinating Board to implement multiple initiatives to bolster college and career advising from secondary schools through higher education, to support advisers across the state, provide modern digital advising resources, and make advising more relevant, accessible, and effective for today's students. During the height of the COVID-19 pandemic, the Governor and Legislature expanded this charge to include interactive digital advising resources that will enable adult learners, transfer students, and secondary students across the state to explore and connect with postsecondary educational options aligned with current and emerging workforce needs. The Coordinating Board proposes funding to continue momentum across these initiatives and requests flexibility to direct funds toward advising strategies that demonstrate impactful results in assisting students to enroll in postsecondary education and training opportunities and attain credentials of value.

INNOVATION AND COLLABORATION

Centralizing college support, encouraging inter-institutional partnerships, and supporting innovative approaches to workforce education

FY24-25 EXCEPTIONAL ITEM REQUEST: \$47.5M

The COVID-19 pandemic brought many challenges for institutions of higher education, including the need to redesign and develop new programs to address rapidly changing workforce needs. Employers across every sector continue to report challenges hiring employees with the increasingly advanced technical skills employers need. Each year, hundreds of thousands of incumbent workers will need to upskill or reskill to advance in their careers. To meet these challenges, the Governor and the

Administrator's Statement

7/29/2022 5:56:19PM

88th Regular Session, Agency Submission, Version 1
Automated Budget and Evaluation System of Texas (ABEST)

781 Higher Education Coordinating Board

Legislature have made strategic investments in startup costs for new educational and training programs delivered through institutions of higher education, especially short-term programs aligned with current and emerging workforce needs. The Coordinating Board proposes continued investments deployed through grants to institutions that will provide expanded opportunities for Texans to complete credentials of value, reskill and upskill, and participate in paid work-based learning experiences. This request also supports the Coordinating Board's efforts to launch centralized technical and administrative support for small, mid-sized, and rural-serving institutions, especially public community and technical colleges, and to support expanded inter-institutional partnerships that collaboratively and efficiently advance state goals.

Building a Talent Strong Texas

ATTAINMENT
of Postsecondary
Credentials

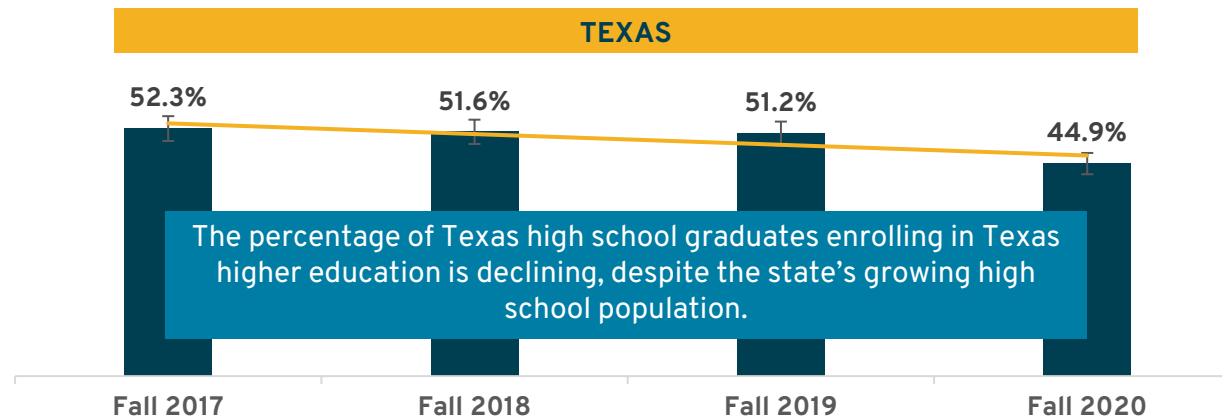
Postsecondary
CREDENTIALS
OF VALUE

RESEARCH,
Development &
Innovation

EQUITY: Data will be disaggregated & tracked by race, gender, and income

COORDINATION: Across public and private sectors, with input and support from educators, institutional leaders, policy makers, employers, and students

Direct high school to higher education enrollment has been declining



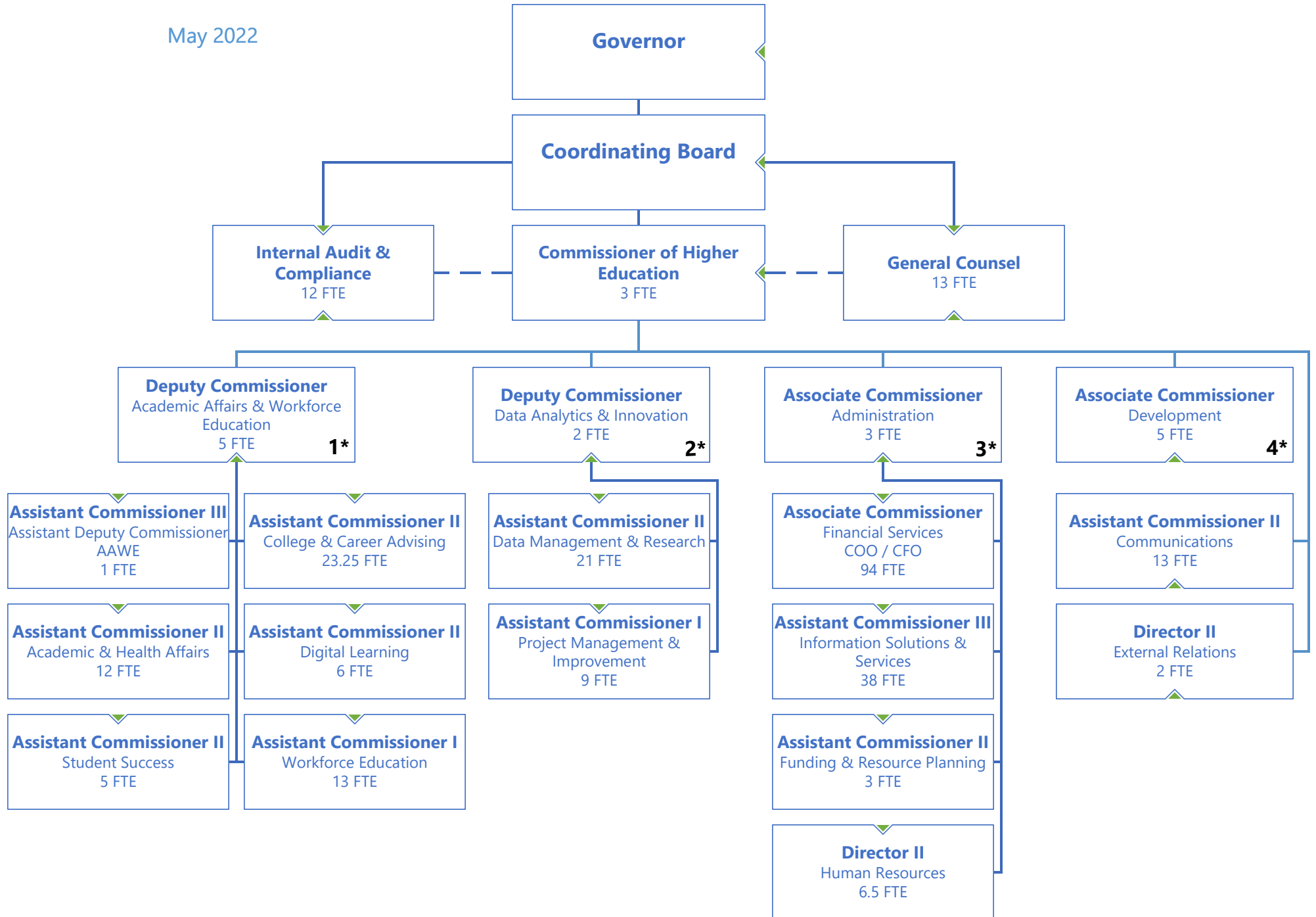
Sources: HS Graduates Enrolled in Higher Education report, National Student Clearinghouse, TEA graduate file

Advancing Equal Opportunities for the Benefit of All Texans

In raw numbers, Texas grew more than any other state over the past decade, and more than 95% of that growth was in communities of color. Data for *Building a Talent Strong Texas* will be disaggregated and reported by race, gender, income level, and geographic area to monitor that all goals are being advanced equitably and all Texans have opportunities to succeed.

Texas Higher Education Coordinating Board

May 2022



1* Deputy Commissioner, Academic Affairs and Workforce Education is responsible for leading the agency's critical functions in academic programs, workforce education, and postsecondary readiness and success while maintaining strong partnerships with higher education leaders and employers across the state and beyond and building consensus to advance the Coordinating Board's strategic priorities. This position oversees the following divisions:

- Academic & Health Affairs - Responsible for the review and approval of certificate and degree programs; administration of state and federal grant programs that support career and technical education, engineering recruitment, nursing education, minority health research and education, and basic research. Oversight of degree-granting institutions other than Texas public institutions that wish to operate in Texas.
- College & Career Advising - Responsible for activities related to college and career readiness; improving student success; supporting the Generation Texas campaign; administering Advise TX; developmental education and adult education programs.
- Digital Learning
- Student Success
- Workforce Education

2* Deputy Commissioner, Data Analytics and Innovation is responsible for defining and fostering innovative solutions across the organization that drive impact and success for local leaders, while fostering partnerships with leading innovators across the state and beyond to advance the Texas Higher Education Coordinating Board's strategic priorities. This position oversees the following divisions:

- Data Management & Research - Responsible for higher education, planning, and data-related responsibilities on statewide higher education data analyses and progress reports; research and evaluation.
- Project Management & Improvement - Responsible for developing and leading a team of project managers who support the day-to-day management of projects and initiatives, ensuring they meet project milestones and serve as partners on issues and risks that arise.

3* Associate Commissioner for Administration is responsible for leading effective and efficient agency operations, internal/external communications, including financial services, talent recruitment and development, information technologies, agency strategic planning, risk management, policy development, and legislative appropriations request. This position oversees the following divisions:

- Financial Services (including accounting, payroll, building services, and student financial aid programs). Responsible for the agency's budgeting, accounting, financial reporting, facilities, payroll, student financial aid, and continuation of operations plan.
- Information Solutions and Services - Responsible for the delivery of business solutions and information services. This includes information technology planning, coordination of computer operations provided under the state-wide Data Center Services contract, network operations, security and confidentiality of data, PC/network support, business process improvement, systems development and support, and maintenance of the agency's web sites.
- Funding & Resource Planning - Responsible for higher education finance, accountability systems on statewide higher education data; 60x30TX data analyses and progress reports; research and evaluation.
- Human Resources - Responsible for handling any people-related concerns and needs that arise within the agency.

4* Associate Commissioner, Development is responsible for working with the leadership of the Texas Higher Education Coordinating Board (THECB), the Texas Higher Education Foundation, and external stakeholders to set priorities, engage state and national funding partners, and foster innovative solutions to advance state goals and agency priorities for higher education and workforce development.




CERTIFICATE

Agency Name: The Higher Education Coordinating Board

This is to certify that the information contained in the agency Legislative Appropriation Request filed with the Legislative Budget Board (LBB) and the Office of the Governor, Budget Division, is accurate to the best of my knowledge and that the electronic submission to the LBB via the Automated Budget and Evaluation System of Texas (ABEST) and the PDF file submitted via the LBB Document Submission application are identical.

Additionally, should it become likely at any time that unexpended balances will accrue for any account, the LBB and the Governor's office will be notified in writing in accordance with Article IX, Section 7.01 (2022-23 GAA).

Chief Executive Officer



Signature

Harrison Keller
Printed Name

Commissioner of Higher Education
Title

Date

Board or Commission Chair


Signature

Fred Farias III, O.D.
Printed Name

Board Chair
Title

Date

Associate Commissioner/CFO


Signature

Ken Martin
Printed Name

Associate Commissioner/CFO
Title

Date

This page intentionally left blank.

SESSION AGENCY MISSION

88th Regular Session, Agency Submission, Version 1
Automated Budget and Evaluation System of Texas (ABEST)

DATE: 7/29/2022
TIME: 5:19:09PM
PAGE: 1 OF 1

Agency code: **781**

Agency name: **Higher Education Coordinating Board**

AGENCY MISSION

The mission of the Texas Higher Education Coordinating Board is to build a Talent Strong Texas, acting in partnership with Texas institutions of higher education to equitably support Texans graduating with postsecondary credentials of value and fostering the skills necessary to spur the innovation vital to the Texas economy.

This page intentionally left blank.

Budget Overview - Biennial Amounts
88th Regular Session, Agency Submission, Version 1
Automated Budget and Evaluation System of Texas (ABEST)

781 Higher Education Coordinating Board
Appropriation Years: 2024-25

	GENERAL REVENUE FUNDS		GR DEDICATED		FEDERAL FUNDS		OTHER FUNDS		ALL FUNDS		EXCEPTIONAL ITEM FUNDS
	2022-23	2024-25	2022-23	2024-25	2022-23	2024-25	2022-23	2024-25	2022-23	2024-25	2024-25
Goal: 1. Higher Education Support											
1.1.1. Agency Operations	29,004,352	28,255,249					18,054,740	18,255,507	47,059,092	46,510,756	62,500,000
1.1.2. Student Loan Programs	1,000,000	1,000,000	5,208,831	5,208,831			8,049,792	9,077,291	14,258,623	15,286,122	
1.1.3. College Readiness And Success	9,297,474	9,297,474					2,441,414	2,659,920	11,738,888	11,957,394	20,000,000
1.1.4. Texas Oncourse Program	8,028,461	8,028,461					2,234,378		10,262,839	8,028,461	
1.1.5. Texas Reskilling/Upskilling Pgm					15,000,000				15,000,000		
1.1.6. Performance Based Funding					20,000,000				20,000,000		
1.1.7. University Construction	325,000,000								325,000,000		
Total, Goal	372,330,287	46,581,184	5,208,831	5,208,831	35,000,000		30,780,324	29,992,718	443,319,442	81,782,733	82,500,000
Goal: 2. Affordability and Debt											
2.1.1. Texas Grant Program	950,106,320	950,106,320					10,000	10,000	950,116,320	950,116,320	
2.1.4. Tuition Equalization Grants	195,826,677	195,826,678							195,826,677	195,826,678	
2.1.5. Teog Pub Community Colleges	97,000,889	97,000,890							97,000,889	97,000,890	
2.1.6. Teog Pub State/Technical Colleges	8,244,185	8,244,186							8,244,185	8,244,186	
2.1.7. College Work Study Program	18,339,046	18,339,046							18,339,046	18,339,046	
2.1.8. License Plate Scholarships							506,744	494,800	506,744	494,800	
2.1.9. Educational Aide Program	963,232	963,232							963,232	963,232	
2.1.11. Tx Armed Services Scholarship Pgm	6,670,000	6,670,000							6,670,000	6,670,000	
2.1.12. Open Educational Resources	462,049	462,049							462,049	462,049	
2.1.13. Student Financial Aid											153,000,000
Total, Goal	1,277,612,398	1,277,612,401					516,744	504,800	1,278,129,142	1,278,117,201	153,000,000
Goal: 3. Industry Workforce											
3.1.2. Career/Technical Education Programs					299,973,207	71,783,460			299,973,207	71,783,460	
3.1.14. Bilingual Education Program	1,462,500	1,462,500							1,462,500	1,462,500	
3.1.16. Educational Loan Repayment	14,243,142	14,243,142	29,534,984	29,534,984	1,000,000				44,778,126	43,778,126	
Total, Goal	15,705,642	15,705,642	29,534,984	29,534,984	300,973,207	71,783,460			346,213,833	117,024,086	

Budget Overview - Biennial Amounts
88th Regular Session, Agency Submission, Version 1
Automated Budget and Evaluation System of Texas (ABEST)

781 Higher Education Coordinating Board
Appropriation Years: 2024-25

EXCEPTIONAL
ITEM
FUNDS

GENERAL REVENUE FUNDS

GR DEDICATED

FEDERAL FUNDS

OTHER FUNDS

ALL FUNDS

2022-23

2024-25

2022-23

2024-25

2022-23

2024-25

2022-23

2024-25

2022-23

2024-25

2024-25

**Goal: 4. Industry Workforce - Health
Related**

4.1.1. Family Practice Residency Program	9,500,000	9,500,000								9,500,000	9,500,000	
4.1.2. Preceptorship Program	2,850,000	2,850,000								2,850,000	2,850,000	
4.1.3. Gme Expansion	177,050,000	177,050,000					22,000,000	22,000,000		199,050,000	199,050,000	
4.1.5. Trauma Care Program	3,914,406	3,914,406								3,914,406	3,914,406	
4.1.6. Joint Admission Medical Program	9,696,794	9,696,794								9,696,794	9,696,794	
4.1.7. Prof Nursing Shortage Reduction Pgm	18,880,048	18,880,048								18,880,048	18,880,048	
4.1.14. Child Mental Health Care Consortium	124,308,326	124,308,326			113,082,887					237,391,213	124,308,326	
Total, Goal	346,199,574	346,199,574			113,082,887		22,000,000	22,000,000		481,282,461	368,199,574	

Goal: 5. Baylor College of Medicine

5.1.1. Baylor College Of Medicine - Ugme	79,428,300									79,428,300		
5.1.2. Baylor College Of Medicine - Gme	16,846,992									16,846,992		
5.1.3. Baylor Coll Med Perm Endowment Fund							2,850,000	2,850,000		2,850,000	2,850,000	
5.1.4. Baylor Coll Med Perm Health Fund							3,828,386	3,828,386		3,828,386	3,828,386	
Total, Goal	96,275,292						6,678,386	6,678,386		102,953,678	6,678,386	

**Goal: 6. Tobacco Settlement Funds to
Institutions**

6.1.1. Earnings - Minority Health							7,294,119	2,133,102		7,294,119	2,133,102	
6.1.2. Earnings - Nursing/Allied Health							7,733,970	3,767,620		7,733,970	3,767,620	
Total, Goal							15,028,089	5,900,722		15,028,089	5,900,722	

**Goal: 7. Trusteed Funds for Research
and Innovation**

7.1.2. Texas Research Incentive Program	33,250,000	33,250,000								33,250,000	33,250,000	
7.1.3. Autism Program	7,410,000	7,410,000								7,410,000	7,410,000	
Total, Goal	40,660,000	40,660,000								40,660,000	40,660,000	

Total, Agency	2,148,783,193	1,726,758,801	34,743,815	34,743,815	449,056,094	71,783,460	75,003,543	65,076,626	2,707,586,645	1,898,362,702	235,500,000	
Total FTEs									296.9	296.9	20.0	

2.A. Summary of Base Request by Strategy

7/29/2022 6:05:19PM

88th Regular Session, Agency Submission, Version 1

Automated Budget and Evaluation System of Texas (ABEST)

781 Higher Education Coordinating Board

Goal / Objective / STRATEGY	Exp 2021	Est 2022	Bud 2023	Req 2024	Req 2025
1 Higher Education Support					
1 Higher Education Support					
1 AGENCY OPERATIONS	21,003,492	23,077,617	23,981,475	23,255,379	23,255,377
2 STUDENT LOAN PROGRAMS	6,141,586	6,615,562	7,643,061	7,643,061	7,643,061
3 COLLEGE READINESS AND SUCCESS	7,103,480	6,018,608	5,720,280	5,978,697	5,978,697
4 TEXAS ONCOURSE PROGRAM	298,538	6,474,789	3,788,050	4,014,231	4,014,230
5 TEXAS RESKILLING/UPSKILLING PGM	0	15,000,000	0	0	0
6 PERFORMANCE BASED FUNDING	0	20,000,000	0	0	0
7 UNIVERSITY CONSTRUCTION	0	325,000,000	0	0	0
TOTAL, GOAL 1	\$34,547,096	\$402,186,576	\$41,132,866	\$40,891,368	\$40,891,365

2 Affordability and Debt

1 Provide Programs Which Make Financial Assistance Available to Students

1 TEXAS GRANT PROGRAM	401,944,638	475,058,160	475,058,160	475,058,160	475,058,160
------------------------------	-------------	-------------	-------------	-------------	-------------

781 Higher Education Coordinating Board

Goal / Objective / STRATEGY	Exp 2021	Est 2022	Bud 2023	Req 2024	Req 2025
4 TUITION EQUALIZATION GRANTS	82,680,992	97,913,339	97,913,338	97,913,339	97,913,339
5 TEOG PUB COMMUNITY COLLEGES	45,917,063	48,500,445	48,500,444	48,500,445	48,500,445
6 TEOG PUB STATE/TECHNICAL COLLEGES	3,563,616	4,122,093	4,122,092	4,122,093	4,122,093
7 COLLEGE WORK STUDY PROGRAM	7,057,046	9,169,523	9,169,523	9,169,523	9,169,523
8 LICENSE PLATE SCHOLARSHIPS	229,583	259,344	247,400	247,400	247,400
9 EDUCATIONAL AIDE PROGRAM	296,714	481,616	481,616	481,616	481,616
11 TX ARMED SERVICES SCHOLARSHIP PGM	3,155,908	3,335,000	3,335,000	3,335,000	3,335,000
12 OPEN EDUCATIONAL RESOURCES	304,211	231,025	231,024	231,025	231,024
13 STUDENT FINANCIAL AID	0	0	0	0	0
TOTAL, GOAL 2	\$545,149,771	\$639,070,545	\$639,058,597	\$639,058,601	\$639,058,600

3 Industry Workforce**1** Industry Workforce

2 CAREER/TECHNICAL EDUCATION PROGRAMS	165,852,827	264,081,477	35,891,730	35,891,730	35,891,730
--	-------------	-------------	------------	------------	------------

781 Higher Education Coordinating Board

Goal / Objective / STRATEGY	Exp 2021	Est 2022	Bud 2023	Req 2024	Req 2025
14 BILINGUAL EDUCATION PROGRAM	133,439	731,250	731,250	731,250	731,250
16 EDUCATIONAL LOAN REPAYMENT	15,040,684	22,889,063	21,889,063	21,889,063	21,889,063
TOTAL, GOAL 3	\$181,026,950	\$287,701,790	\$58,512,043	\$58,512,043	\$58,512,043

4 Industry Workforce - Health Related**1 Industry Workforce - Health Related**

1 FAMILY PRACTICE RESIDENCY PROGRAM	5,015,407	4,750,000	4,750,000	4,750,000	4,750,000
2 PRECEPTORSHIP PROGRAM	1,400,000	1,425,000	1,425,000	1,425,000	1,425,000
3 GME EXPANSION	81,759,108	99,525,000	99,525,000	99,525,000	99,525,000
5 TRAUMA CARE PROGRAM	1,861,243	1,957,203	1,957,203	1,957,203	1,957,203
6 JOINT ADMISSION MEDICAL PROGRAM	0	9,696,794	0	9,696,794	0
7 PROF NURSING SHORTAGE REDUCTION PGM	8,857,038	9,440,024	9,440,024	9,440,024	9,440,024
14 CHILD MENTAL HEALTH CARE CONSORTIUM	60,108,905	178,137,077	59,254,136	62,154,190	62,154,136

2.A. Summary of Base Request by Strategy

7/29/2022 6:05:19PM

88th Regular Session, Agency Submission, Version 1

Automated Budget and Evaluation System of Texas (ABEST)

781 Higher Education Coordinating Board

Goal / Objective / STRATEGY	Exp 2021	Est 2022	Bud 2023	Req 2024	Req 2025
TOTAL, GOAL 4	\$159,001,701	\$304,931,098	\$176,351,363	\$188,948,211	\$179,251,363

5 Baylor College of Medicine

1 Baylor College of Medicine

1 BAYLOR COLLEGE OF MEDICINE - UGME	53,446,035	39,613,434	39,814,866	0	0
2 BAYLOR COLLEGE OF MEDICINE - GME	8,076,623	8,423,496	8,423,496	0	0
3 BAYLOR COLL MED PERM ENDOWMENT FUND	1,605,485	1,425,000	1,425,000	1,425,000	1,425,000
4 BAYLOR COLL MED PERM HEALTH FUND	1,891,305	1,914,193	1,914,193	1,914,193	1,914,193
TOTAL, GOAL 5	\$65,019,448	\$51,376,123	\$51,577,555	\$3,339,193	\$3,339,193

6 Tobacco Settlement Funds to Institutions

1 Permanent Funds

1 EARNINGS - MINORITY HEALTH	0	6,227,568	1,066,551	1,066,551	1,066,551
2 EARNINGS - NURSING/ALLIED HEALTH	4,940,700	5,850,160	1,883,810	1,883,810	1,883,810

2.A. Summary of Base Request by Strategy

7/29/2022 6:05:19PM

88th Regular Session, Agency Submission, Version 1

Automated Budget and Evaluation System of Texas (ABEST)

781 Higher Education Coordinating Board

Goal / Objective / STRATEGY	Exp 2021	Est 2022	Bud 2023	Req 2024	Req 2025
TOTAL, GOAL 6	\$4,940,700	\$12,077,728	\$2,950,361	\$2,950,361	\$2,950,361
7 Trusteed Funds for Research and Innovation					
1 Provide Programs to Promote Research at Texas Institutions					
2 TEXAS RESEARCH INCENTIVE PROGRAM	17,500,000	16,625,000	16,625,000	16,625,000	16,625,000
3 AUTISM PROGRAM	3,528,830	3,705,000	3,705,000	3,705,000	3,705,000
TOTAL, GOAL 7	\$21,028,830	\$20,330,000	\$20,330,000	\$20,330,000	\$20,330,000
TOTAL, AGENCY STRATEGY REQUEST	\$1,010,714,496	\$1,717,673,860	\$989,912,785	\$954,029,777	\$944,332,925
TOTAL, AGENCY RIDER APPROPRIATIONS REQUEST*				\$0	\$0
GRAND TOTAL, AGENCY REQUEST	\$1,010,714,496	\$1,717,673,860	\$989,912,785	\$954,029,777	\$944,332,925

2.A. Summary of Base Request by Strategy

7/29/2022 6:05:19PM

88th Regular Session, Agency Submission, Version 1

Automated Budget and Evaluation System of Texas (ABEST)

781 Higher Education Coordinating Board

Goal / Objective / STRATEGY	Exp 2021	Est 2022	Bud 2023	Req 2024	Req 2025
<u>METHOD OF FINANCING:</u>					
General Revenue Funds:					
1 General Revenue Fund	803,882,811	1,243,911,101	904,872,092	868,227,826	858,530,975
SUBTOTAL	\$803,882,811	\$1,243,911,101	\$904,872,092	\$868,227,826	\$858,530,975
General Revenue Dedicated Funds:					
5103 Texas B-on-Time Student Loan Acct	1,648,686	2,594,804	2,614,027	2,604,416	2,604,415
5144 Physician Ed. Loan Repayment	11,920,972	14,767,492	14,767,492	14,767,492	14,767,492
SUBTOTAL	\$13,569,658	\$17,362,296	\$17,381,519	\$17,371,908	\$17,371,907
Federal Funds:					
325 Coronavirus Relief Fund	134,937,393	376,918,825	0	0	0
555 Federal Funds	30,915,434	36,245,539	35,891,730	35,891,730	35,891,730
SUBTOTAL	\$165,852,827	\$413,164,364	\$35,891,730	\$35,891,730	\$35,891,730
Other Funds:					
179 Permanent Fnd Supporting Grad Ed	5,623,937	11,000,000	11,000,000	11,000,000	11,000,000
666 Appropriated Receipts	1,191,335	1,683,294	1,158,036	1,480,920	1,480,920
765 Certificate Of Auth Fees, estimated	22,900	4,000	4,000	4,000	4,000
777 Interagency Contracts	298,538	2,234,378	0	0	0
802 Lic Plate Trust Fund No. 0802, est	229,583	259,344	247,400	247,400	247,400
810 Perm Health Fund Higher Ed, est	1,891,305	1,914,193	1,914,193	1,914,193	1,914,193
823 Medicine Endowment Fund, estimated	1,605,485	1,425,000	1,425,000	1,425,000	1,425,000
824 Nursing, Allied Health, estimated	4,940,700	5,850,160	1,883,810	1,883,810	1,883,810

2.A. Summary of Base Request by Strategy

7/29/2022 6:05:19PM

88th Regular Session, Agency Submission, Version 1

Automated Budget and Evaluation System of Texas (ABEST)

781 Higher Education Coordinating Board

Goal / Objective / STRATEGY	Exp 2021	Est 2022	Bud 2023	Req 2024	Req 2025
825 Minority Health Research, estimated	0	6,227,568	1,066,551	1,066,551	1,066,551
997 Other Funds, estimated	11,602,747	12,632,162	13,062,454	13,510,439	13,510,439
998 Other Special State Funds	2,670	5,000	5,000	5,000	5,000
8012 Certi/Proprietary Fees, estimated	0	1,000	1,000	1,000	1,000
SUBTOTAL	\$27,409,200	\$43,236,099	\$31,767,444	\$32,538,313	\$32,538,313
TOTAL, METHOD OF FINANCING	\$1,010,714,496	\$1,717,673,860	\$989,912,785	\$954,029,777	\$944,332,925

*Rider appropriations for the historical years are included in the strategy amounts.

2.B. Summary of Base Request by Method of Finance

7/29/2022 6:06:04PM

88th Regular Session, Agency Submission, Version 1

Automated Budget and Evaluation System of Texas (ABEST)

Agency code:	781	Agency name:	Higher Education Coordinating Board			
METHOD OF FINANCING		Exp 2021	Est 2022	Bud 2023	Req 2024	Req 2025
<u>GENERAL REVENUE</u>						
<u>1</u>	General Revenue Fund					
	<i>REGULAR APPROPRIATIONS</i>					
	Regular Appropriations from MOF Table (2020-21 GAA)	\$811,822,372	\$0	\$0	\$0	\$0
	Regular Appropriations from MOF Table (2022-23 GAA)	\$0	\$909,596,468	\$901,138,130	\$0	\$0
	Regular Appropriations from MOF Table (2024-25 GAA)	\$0	\$0	\$0	\$868,227,826	\$858,530,975
	<i>RIDER APPROPRIATION</i>					
	Art. IX-100, Sect. 18.60, SB-16: Peace Officer LRP (2020-21 GAA) (5-1-15)	\$4,096,344	\$0	\$0	\$0	\$0
	Art. IX-111, Sect. 17.34 a, Baylor COM UGME (2022-23 GAA) (5-1-1)	\$0	\$3,104,814	\$0	\$0	\$0
	Art. IX-115, Sect. 17.47, Baylor COM GME (2022-23 GAA) (5-1-2)	\$0	\$409,765	\$0	\$0	\$0

2.B. Summary of Base Request by Method of Finance

7/29/2022 6:06:04PM

88th Regular Session, Agency Submission, Version 1

Automated Budget and Evaluation System of Texas (ABEST)

Agency code: 781	Agency name: Higher Education Coordinating Board				
METHOD OF FINANCING	Exp 2021	Est 2022	Bud 2023	Req 2024	Req 2025
<u>GENERAL REVENUE</u>					
Art. IX-111, Sect 17.34 a, Baylor COM - UGME (2022-23) (5-1-1)	\$0	\$0	\$2,327,501	\$0	\$0
Art. IX-111, Sect. 17.47, Baylor COM - UGME (2022-23) (5-1-1)	\$0	\$0	\$996,696	\$0	\$0
Art. IX-115, Sect. 17.47, Baylor COM - GME (2022-23) (5-1-2)	\$0	\$0	\$409,765	\$0	\$0
<i>TRANSFERS</i>					
Art. III, Rider 33, TEXAS Grant (2-1-1)	\$(13,186)	\$0	\$0	\$0	\$0
"Government Code, Section 317.002, Budget Execution"	\$0	\$5,800,000	\$0	\$0	\$0
<i>SUPPLEMENTAL, SPECIAL OR EMERGENCY APPROPRIATIONS</i>					
L.B.B. Memorandum Letter, RE: 87th Leg., 3rd Called Session, Senate Bill-8, Sections 10 & 41	\$0	\$325,000,000	\$0	\$0	\$0

2.B. Summary of Base Request by Method of Finance

7/29/2022 6:06:04PM

88th Regular Session, Agency Submission, Version 1

Automated Budget and Evaluation System of Texas (ABEST)

Agency code: 781	Agency name: Higher Education Coordinating Board				
METHOD OF FINANCING	Exp 2021	Est 2022	Bud 2023	Req 2024	Req 2025
<u>GENERAL REVENUE</u>					
<i>LAPSED APPROPRIATIONS</i>					
Regular Appropriations from MOF Table (2020-21 GAA) Financial Aid Services (1-1-3)	\$(1,139)	\$0	\$0	\$0	\$0
Regular Appropriations from MOF Table (2020-21 GAA) Academic Quality and Workforce (1-1-4)	\$(850)	\$0	\$0	\$0	\$0
Regular Appropriations from MOF Table (2020-21 GAA) Strategic Planning and Funding (1-1-5)	\$(12,579)	\$0	\$0	\$0	\$0
Regular Appropriations from MOF Table (2020-21 GAA) Innovation and Policy Development (1-1-6)	\$(5,000)	\$0	\$0	\$0	\$0
Regular Appropriations from MOF Table (2020-21 GAA) Oversight for Profit (1-1-9)	\$(7,248)	\$0	\$0	\$0	\$0

2.B. Summary of Base Request by Method of Finance

7/29/2022 6:06:04PM

88th Regular Session, Agency Submission, Version 1

Automated Budget and Evaluation System of Texas (ABEST)

Agency code:	781	Agency name:	Higher Education Coordinating Board			
METHOD OF FINANCING		Exp 2021	Est 2022	Bud 2023	Req 2024	Req 2025
<u>GENERAL REVENUE</u>						
Regular Appropriations from MOF Table (2020-21 GAA) Fields of Study (1-1-10)		\$(8,809)	\$0	\$0	\$0	\$0
Regular Appropriations from MOF Table (2020-21 GAA) IT Portfolio Modernization (2-1-2)		\$(11,082)	\$0	\$0	\$0	\$0
Regular Appropriations from MOF Table (2020-21 GAA) Tuition Equalization Grants (3-1-4)		\$(57,531)	\$0	\$0	\$0	\$0
Regular Appropriations from MOF Table (2020-21 GAA) TEOG Public Community Colleges (3-1-5)		\$(31,549)	\$0	\$0	\$0	\$0
Regular Appropriations from MOF Table (2020-21 GAA) TEOG Public State / Technical Colleges (3-1-6)		\$(2,598)	\$0	\$0	\$0	\$0
Regular Appropriations from MOF Table (2020-21 GAA) College Workstudy Program (3-1-7)		\$(194,490)	\$0	\$0	\$0	\$0

2.B. Summary of Base Request by Method of Finance

7/29/2022 6:06:04PM

88th Regular Session, Agency Submission, Version 1

Automated Budget and Evaluation System of Texas (ABEST)

Agency code: 781	Agency name: Higher Education Coordinating Board				
METHOD OF FINANCING	Exp 2021	Est 2022	Bud 2023	Req 2024	Req 2025
<u>GENERAL REVENUE</u>					
Regular Appropriations from MOF Table (2020-21 GAA) Open Educational Resources (3-1-12)	\$(10,598)	\$0	\$0	\$0	\$0
Regular Appropriations from MOF Table (2020-21 GAA) Advise Texas (4-1-1)	\$(4)	\$0	\$0	\$0	\$0
Regular Appropriations from MOF Table (2020-21 GAA) Bilingual Education (5-1-14)	\$(417,214)	\$0	\$0	\$0	\$0
Regular Appropriations from MOF Table (2020-21 GAA) Peace Officer (5-1-15)	\$(3,701,218)	\$0	\$0	\$0	\$0
Regular Appropriations from MOF Table (2020-21 GAA) Trauma (6-1-5)	\$(7)	\$0	\$0	\$0	\$0
Regular Appropriations from MOF Table (2020-21 GAA) Nursing Faculty (6-1-13)					

2.B. Summary of Base Request by Method of Finance

7/29/2022 6:06:04PM

88th Regular Session, Agency Submission, Version 1

Automated Budget and Evaluation System of Texas (ABEST)

Agency code: 781	Agency name: Higher Education Coordinating Board				
METHOD OF FINANCING	Exp 2021	Est 2022	Bud 2023	Req 2024	Req 2025
<u>GENERAL REVENUE</u>					
	\$(544,443)	\$0	\$0	\$0	\$0
Regular Appropriations from MOF Table (2020-21 GAA) TCMHC Consortium (6-1-14)					
	\$(6,893,926)	\$0	\$0	\$0	\$0
Regular Appropriations from MOF Table (2020-21 GAA) Autism (9-1-3)					
	\$(176,171)	\$0	\$0	\$0	\$0
<i>UNEXPENDED BALANCES AUTHORITY</i>					
Art. III, Rider 53, UB Authority within same Biennium (2020-21 GAA), Fields of Study (1-1-10)					
	\$1,844	\$0	\$0	\$0	\$0
Art. IX-68, Sec. 14.03, Para. I, Capital, UB within same Biennium (2020-21 GAA) - (2-1-2)					
	\$115,424	\$0	\$0	\$0	\$0
Art. III, Rider 33, UB Authority within same Biennium (2020-21 GAA), Texas Grants (3-1-1)					
	\$5,229,489	\$0	\$0	\$0	\$0

2.B. Summary of Base Request by Method of Finance

7/29/2022 6:06:04PM

88th Regular Session, Agency Submission, Version 1

Automated Budget and Evaluation System of Texas (ABEST)

Agency code: 781	Agency name: Higher Education Coordinating Board				
METHOD OF FINANCING	Exp 2021	Est 2022	Bud 2023	Req 2024	Req 2025
<u>GENERAL REVENUE</u>					
Art. III, Rider 10, UB Authority within same Biennium (2020-21 GAA), Tuition Equalization Grants (3-1-4)	\$1,943,441	\$0	\$0	\$0	\$0
Art. III, Rider 35, UB Authority within same Biennium (2020-21 GAA), TEOG Pub Community Colleges (3-1-5)	\$1,980,793	\$0	\$0	\$0	\$0
Art. III, Rider 36, UB Authority within same Biennium (2020-21 GAA), TEOG Pub State/Tech Colleges (3-1-6)	\$65,893	\$0	\$0	\$0	\$0
Art. III, Rider 37, UB Authority within same Biennium (2020-21 GAA), College Work Study Program (3-1-7)	\$1,487,731	\$0	\$0	\$0	\$0
Art. III, Rider 46, UB Authority within same Biennium (2020-21 GAA), Educational Aide Program (3-1-9)	\$45,266	\$0	\$0	\$0	\$0
Art. III, Rider 55, UB Authority within same Biennium (2020-21 GAA), Open Educational Resources (3-1-12)	\$121,285	\$0	\$0	\$0	\$0

2.B. Summary of Base Request by Method of Finance

7/29/2022 6:06:04PM

88th Regular Session, Agency Submission, Version 1

Automated Budget and Evaluation System of Texas (ABEST)

Agency code: 781	Agency name: Higher Education Coordinating Board				
METHOD OF FINANCING	Exp 2021	Est 2022	Bud 2023	Req 2024	Req 2025
<u>GENERAL REVENUE</u>					
Art. III, Rider 47, UB Authority within same Biennium (2020-21 GAA) Advise Texas (4-1-1)	\$4	\$0	\$0	\$0	\$0
Art. III, Rider 32, UB Authority within same Biennium (2020-21 GAA), Developmental Education Program (4-1-2)	\$63,132	\$0	\$0	\$0	\$0
Art. III, Rider 52, UB Authority within same Biennium (2020-21 GAA), Bilingual Education Program (5-1-14)	\$653	\$0	\$0	\$0	\$0
Art. III, Rider 56, UB Authority within same Biennium (2020-21 GAA) Mental Health (6-1-10)	\$30,000	\$0	\$0	\$0	\$0
Art. III, Rider 42, UB Authority within same Biennium (2020-21 GAA), Family Practice Residency (6-1-1)	\$52,516	\$0	\$0	\$0	\$0
Art. III, Rider 39, UB Authority within same Biennium (2020-21 GAA), GME Expansion (6-1-3)					

2.B. Summary of Base Request by Method of Finance

7/29/2022 6:06:04PM

88th Regular Session, Agency Submission, Version 1

Automated Budget and Evaluation System of Texas (ABEST)

Agency code:	781	Agency name:	Higher Education Coordinating Board			
METHOD OF FINANCING		Exp 2021	Est 2022	Bud 2023	Req 2024	Req 2025
<u>GENERAL REVENUE</u>						
		\$11,814,844	\$0	\$0	\$0	\$0
Art. III, Rider 28, UB Authority within same Biennium (2020-21 GAA), Professional Nursing Shortage Reduction (6-1-7)		\$66,466	\$0	\$0	\$0	\$0
Art. III, Rider 58, UB Authority within same Biennium (2020-21 GAA), TCMHC Consortium (6-1-14)		\$17,502,885	\$0	\$0	\$0	\$0
Art. III, Rider 51, UB Authority between Biennium (2022-23 GAA), TCMHC Consortium (4-1-14)		\$(54)	\$54	\$0	\$0	\$0
Art. III, Rider 8, UB Authority within same Biennium (2020-21 GAA), Baylor College of Medicine (7-1-1)		\$16,955,366	\$0	\$0	\$0	\$0
<i>BASE ADJUSTMENT</i>						
Regular Appropriations from MOF Table (FY2020-21 GAA) 5% GR Reductions, Governor's Executive Order Letter		\$(57,423,241)	\$0	\$0	\$0	\$0

2.B. Summary of Base Request by Method of Finance

7/29/2022 6:06:04PM

88th Regular Session, Agency Submission, Version 1

Automated Budget and Evaluation System of Texas (ABEST)

Agency code: 781		Agency name: Higher Education Coordinating Board				
METHOD OF FINANCING		Exp 2021	Est 2022	Bud 2023	Req 2024	Req 2025
<u>GENERAL REVENUE</u>						
TOTAL,	General Revenue Fund					
		\$803,882,811	\$1,243,911,101	\$904,872,092	\$868,227,826	\$858,530,975
TOTAL, ALL	GENERAL REVENUE					
		\$803,882,811	\$1,243,911,101	\$904,872,092	\$868,227,826	\$858,530,975

GENERAL REVENUE FUND - DEDICATED

5103 GR Dedicated - Texas B-on-Time Student Loan Account

REGULAR APPROPRIATIONS

Regular Appropriations from MOF Table (2020-21 GAA)

\$900,000	\$0	\$0	\$0	\$0
-----------	-----	-----	-----	-----

Regular Appropriations from MOF Table (2022-23 GAA)

\$0	\$900,000	\$900,000	\$0	\$0
-----	-----------	-----------	-----	-----

Regular Appropriations from MOF Table (2024-25 GAA)

\$0	\$0	\$0	\$2,604,416	\$2,604,415
-----	-----	-----	-------------	-------------

BASE ADJUSTMENT

Collections higher than Estimated (2020-21 GAA) - Student Loan Program (1-1-2)

\$748,686	\$0	\$0	\$0	\$0
-----------	-----	-----	-----	-----

2.B. Summary of Base Request by Method of Finance

7/29/2022 6:06:04PM

88th Regular Session, Agency Submission, Version 1

Automated Budget and Evaluation System of Texas (ABEST)

Agency code: 781		Agency name: Higher Education Coordinating Board				
METHOD OF FINANCING		Exp 2021	Est 2022	Bud 2023	Req 2024	Req 2025
<u>GENERAL REVENUE FUND - DEDICATED</u>						
Collections higher than Estimated (2022-23 GAA) - Student Loan Program (1-1-2)		\$0	\$1,694,804	\$1,714,027	\$0	\$0
TOTAL,	GR Dedicated - Texas B-on-Time Student Loan Account	\$1,648,686	\$2,594,804	\$2,614,027	\$2,604,416	\$2,604,415
<u>5144</u>	GR Dedicated - Physician Education Loan Repayment Program Account No. 5144					
REGULAR APPROPRIATIONS						
Regular Appropriations from MOF Table (2020-21 GAA)		\$12,675,000	\$0	\$0	\$0	\$0
Regular Appropriations from MOF Table (2022-23 GAA)		\$0	\$14,767,492	\$14,767,492	\$0	\$0
Regular Appropriations from MOF Table (2024-25 GAA)		\$0	\$0	\$0	\$14,767,492	\$14,767,492
RIDER APPROPRIATION						
Art. IX-89, Sect. 18.23, Contingency for HB-2261: Physician Ed. Loan Repay. Pgm (2020-21 GAA)		\$2,272,215	\$0	\$0	\$0	\$0
UNEXPENDED BALANCES AUTHORITY						

2.B. Summary of Base Request by Method of Finance

7/29/2022 6:06:04PM

88th Regular Session, Agency Submission, Version 1

Automated Budget and Evaluation System of Texas (ABEST)

Agency code: 781		Agency name: Higher Education Coordinating Board				
METHOD OF FINANCING		Exp 2021	Est 2022	Bud 2023	Req 2024	Req 2025
<u>GENERAL REVENUE FUND - DEDICATED</u>						
Art. III, Rider 29, within same Biennium (2020-21 GAA), Physician Education Loan Repayment Pgm						
		\$757	\$0	\$0	\$0	\$0
<i>BASE ADJUSTMENT</i>						
Regular Appropriations from MOF Table (FY2020-21 GAA) 5% GRD Reductions, Governor's Executive Order Letter						
		\$(3,027,000)	\$0	\$0	\$0	\$0
TOTAL,	GR Dedicated - Physician Education Loan Repayment Program Account No. 5144	\$11,920,972	\$14,767,492	\$14,767,492	\$14,767,492	\$14,767,492
TOTAL, ALL	GENERAL REVENUE FUND - DEDICATED	\$13,569,658	\$17,362,296	\$17,381,519	\$17,371,908	\$17,371,907
TOTAL,	GR & GR-DEDICATED FUNDS	\$817,452,469	\$1,261,273,397	\$922,253,611	\$885,599,734	\$875,902,882

FEDERAL FUNDS

325 Coronavirus Relief Fund

RIDER APPROPRIATION

86th Leg., R.S. House Bill-1, G.A.A.-C.C., Article IX-62, Section 13.01,
Federal Funds, GEER

\$71,500,000	\$0	\$0	\$0	\$0
--------------	-----	-----	-----	-----

2.B. Summary of Base Request by Method of Finance

7/29/2022 6:06:04PM

88th Regular Session, Agency Submission, Version 1

Automated Budget and Evaluation System of Texas (ABEST)

Agency code: 781	Agency name: Higher Education Coordinating Board				
METHOD OF FINANCING	Exp 2021	Est 2022	Bud 2023	Req 2024	Req 2025
<u>FEDERAL FUNDS</u>					
87th Leg., R.S. Senate Bill-1, G.A.A.-C.C., Article IX-63, Section 13.01, Federal Funds, GEER	\$0	\$94,691,008	\$0	\$0	\$0
87th Leg., R.S. Senate Bill-1, G.A.A.-C.C., Article IX-63, Section 13.01, Federal Funds, GEER II	\$0	\$93,331,197	\$0	\$0	\$0
<i>SUPPLEMENTAL, SPECIAL OR EMERGENCY APPROPRIATIONS</i>					
87th Leg., 3rd Called Session, Senate Bill-8, ARPA Supplemental Appropriations	\$0	\$474,082,887	\$0	\$0	\$0
L.B.B. Memorandum Letter, RE: 87th Leg., 3rd Called Session, Senate Bill-8, Sections 10 & 41	\$0	\$(325,000,000)	\$0	\$0	\$0
<i>UNEXPENDED BALANCES AUTHORITY</i>					
86th Leg., R.S. HB-1, G.A.A.-C.C., Article IX-62, Section 13.09, Federal Funds, Unexpended Balances	\$103,500,000	\$0	\$0	\$0	\$0

2.B. Summary of Base Request by Method of Finance

7/29/2022 6:06:04PM

88th Regular Session, Agency Submission, Version 1

Automated Budget and Evaluation System of Texas (ABEST)

Agency code: 781		Agency name: Higher Education Coordinating Board				
METHOD OF FINANCING		Exp 2021	Est 2022	Bud 2023	Req 2024	Req 2025
<u>FEDERAL FUNDS</u>						
87th Leg., R.S. SB-1, G.A.A.-C.C., Article IX-63, Section 13.09, Federal Funds, Unexpended Balances		\$(39,813,733)	\$39,813,733	\$0	\$0	\$0
<i>BASE ADJUSTMENT</i>						
Collections lower than estimated (2020-21 GAA) GEER		\$(248,874)	\$0	\$0	\$0	\$0
TOTAL,	Coronavirus Relief Fund	\$134,937,393	\$376,918,825	\$0	\$0	\$0
<u>555</u>	Federal Funds					
<i>REGULAR APPROPRIATIONS</i>						
Regular Appropriations from MOF Table (2020-21 GAA)		\$27,431,905	\$0	\$0	\$0	\$0
Regular Appropriations from MOF Table (2022-23 GAA)		\$0	\$34,118,284	\$34,595,940	\$0	\$0
Regular Appropriations from MOF Table (2024-25 GAA)		\$0	\$0	\$0	\$35,891,730	\$35,891,730
<i>BASE ADJUSTMENT</i>						

2.B. Summary of Base Request by Method of Finance

7/29/2022 6:06:04PM

88th Regular Session, Agency Submission, Version 1

Automated Budget and Evaluation System of Texas (ABEST)

Agency code: 781		Agency name: Higher Education Coordinating Board				
METHOD OF FINANCING		Exp 2021	Est 2022	Bud 2023	Req 2024	Req 2025
<u>FEDERAL FUNDS</u>						
Collections higher than Estimated (2020-21 GAA), Career/Technical Ed Pgms (5-1-2)		\$3,242,289	\$0	\$0	\$0	\$0
Collections higher than Estimated (2020-21 GAA), Mental Health Loan Repay Pgm (6-1-10)		\$241,240	\$0	\$0	\$0	\$0
Collections higher than Estimated (2022-23 GAA), Career/Technical Ed Pgms. (3-1-2)		\$0	\$2,127,255	\$1,295,790	\$0	\$0
TOTAL,	Federal Funds	\$30,915,434	\$36,245,539	\$35,891,730	\$35,891,730	\$35,891,730
TOTAL, ALL	FEDERAL FUNDS	\$165,852,827	\$413,164,364	\$35,891,730	\$35,891,730	\$35,891,730

OTHER FUNDS

179 Permanent Fund Supporting Graduate Education

REGULAR APPROPRIATIONS

Regular Appropriations from MOF Table (2020-21 GAA)

\$11,000,000	\$0	\$0	\$0	\$0
--------------	-----	-----	-----	-----

2.B. Summary of Base Request by Method of Finance

7/29/2022 6:06:04PM

88th Regular Session, Agency Submission, Version 1

Automated Budget and Evaluation System of Texas (ABEST)

Agency code: 781		Agency name: Higher Education Coordinating Board				
METHOD OF FINANCING		Exp 2021	Est 2022	Bud 2023	Req 2024	Req 2025
<u>OTHER FUNDS</u>						
Regular Appropriations from MOF Table (2022-23 GAA)		\$0	\$11,000,000	\$11,000,000	\$0	\$0
Regular Appropriations from MOF Table (2024-25 GAA)		\$0	\$0	\$0	\$11,000,000	\$11,000,000
<i>BASE ADJUSTMENT</i>						
Collections lower than Estimated Appropriation (2020-21 GAA), GME Expansion (6-1-3)		\$(5,376,063)	\$0	\$0	\$0	\$0
TOTAL,	Permanent Fund Supporting Graduate Education	\$5,623,937	\$11,000,000	\$11,000,000	\$11,000,000	\$11,000,000
<u>666</u>	Appropriated Receipts					
<i>REGULAR APPROPRIATIONS</i>						
Regular Appropriations from MOF Table (2020-21 GAA)		\$993,248	\$0	\$0	\$0	\$0
Regular Appropriations from MOF Table (2022-23 GAA)		\$0	\$1,378,084	\$1,378,084	\$0	\$0

2.B. Summary of Base Request by Method of Finance

7/29/2022 6:06:04PM

88th Regular Session, Agency Submission, Version 1

Automated Budget and Evaluation System of Texas (ABEST)

Agency code: 781	Agency name: Higher Education Coordinating Board				
METHOD OF FINANCING	Exp 2021	Est 2022	Bud 2023	Req 2024	Req 2025
<u>OTHER FUNDS</u>					
Regular Appropriations from MOF Table (2024-25 GAA)	\$0	\$0	\$0	\$1,480,920	\$1,480,920
<i>RIDER APPROPRIATION</i>					
Art. IX, Sec. 8.01, Acceptance of Gifts of Money (2020-21 GAA), TWC Advise TX IO (4-1-1)	\$12,770	\$0	\$0	\$0	\$0
Art. IX, Sec. 8.01, Acceptance of Gifts of Money (2020-21) GAA, Virtual Advising (4-1-1)	\$259,060	\$0	\$0	\$0	\$0
Art. IX, Sec. 8.01, Acceptance of Gifts of Money (2020-21) GAA, TAFSA (1-1-3)	\$267,133	\$0	\$0	\$0	\$0
Art. IX, Sec. 8.01, Acceptance of Gifts of Money (2022-23) GAA, TAFSA (1-1-3)	\$0	\$261,625	\$0	\$0	\$0
Art. IX, Sec. 8.01, Acceptance of Gifts of Money (2022-23) GAA, TWC Advise TX IO (4-1-1)	\$0	\$(271,000)	\$0	\$0	\$0
<i>UNEXPENDED BALANCES AUTHORITY</i>					

2.B. Summary of Base Request by Method of Finance

7/29/2022 6:06:04PM

88th Regular Session, Agency Submission, Version 1

Automated Budget and Evaluation System of Texas (ABEST)

Agency code: 781	Agency name: Higher Education Coordinating Board				
METHOD OF FINANCING	Exp 2021	Est 2022	Bud 2023	Req 2024	Req 2025
<u>OTHER FUNDS</u>					
Art IX, Sec 8.01, UB Authority between Biennium (2020-21 GAA), Virtual Advising (1-1-3)					
	\$(256,347)	\$256,347	\$0	\$0	\$0
Art IX, Sec 8.01, UB Authority within same Biennium (2020-21 GAA), CCA DE-Math (1-1-4)					
	\$86,210	\$0	\$0	\$0	\$0
Art IX, Sec 8.01, UB Authority between Biennium (2020-21 GAA), Educational Research Center (1-1-1)					
	\$(25,433)	\$25,432	\$0	\$0	\$0
Art. III, Rider 53, UB Authority within same Biennium (2020-21 GAA), University of Virginia Texting (4-1-1)					
	\$43,042	\$0	\$0	\$0	\$0
Art. III, Rider 53, UB Authority between Biennium (2022-23 GAA), University of Virginia Texting (1-1-3)					
	\$(43,042)	\$43,042	\$0	\$0	\$0
<i>BASE ADJUSTMENT</i>					
Collections lower than Estimated (2022-23) GAA, Complete College American - DE MATH (1-1-4)					

2.B. Summary of Base Request by Method of Finance

7/29/2022 6:06:04PM

88th Regular Session, Agency Submission, Version 1

Automated Budget and Evaluation System of Texas (ABEST)

Agency code: 781	Agency name: Higher Education Coordinating Board				
METHOD OF FINANCING	Exp 2021	Est 2022	Bud 2023	Req 2024	Req 2025
<u>OTHER FUNDS</u>					
	\$(92,875)	\$0	\$0	\$0	\$0
Collections lower than Estimated (2022-23) GAA, Complete College American - DE MATH (1-1-4)	\$0	\$(86,209)	\$(92,874)	\$0	\$0
Collections lower than Estimated (2020-21) GAA, Educational Research Center (1-1-5)	\$(52,431)	\$0	\$0	\$0	\$0
Collections higher than Estimated (2022-23) GAA, Educational Research Center (1-1-1)	\$0	\$31,223	\$34,676	\$0	\$0
Collections higher than Estimated (2022-23) GAA, Apply Texas (1-1-3)	\$0	\$44,750	\$44,750	\$0	\$0
Collections lower than Estimated (2022-23) GAA, TWC Advise TX IO (1-1-3)	\$0	\$0	\$(271,000)	\$0	\$0
Collections higher than estimated (2022-23 GAA) - College Readiness and Success (TAFSA) (1-1-3)	\$0	\$0	\$64,400	\$0	\$0

2.B. Summary of Base Request by Method of Finance

7/29/2022 6:06:04PM

88th Regular Session, Agency Submission, Version 1

Automated Budget and Evaluation System of Texas (ABEST)

Agency code: 781		Agency name: Higher Education Coordinating Board				
METHOD OF FINANCING		Exp 2021	Est 2022	Bud 2023	Req 2024	Req 2025
<u>OTHER FUNDS</u>						
TOTAL,	Appropriated Receipts					
		\$1,191,335	\$1,683,294	\$1,158,036	\$1,480,920	\$1,480,920
<u>765</u>	Certificate of Authority Fees					
	<i>REGULAR APPROPRIATIONS</i>					
	Regular Appropriations from MOF Table (2020-21 GAA)					
		\$2,000	\$0	\$0	\$0	\$0
	Regular Appropriations from MOF Table (2022-23 GAA)					
		\$0	\$4,000	\$4,000	\$0	\$0
	Regular Appropriations from MOF Table (2024-25 GAA)					
		\$0	\$0	\$0	\$4,000	\$4,000
	<i>BASE ADJUSTMENT</i>					
	Collections higher than estimated appropriation (2020-21 GAA) Academic Quality and Workforce Ops (1-1-4)					
		\$20,900	\$0	\$0	\$0	\$0
TOTAL,	Certificate of Authority Fees					
		\$22,900	\$4,000	\$4,000	\$4,000	\$4,000

2.B. Summary of Base Request by Method of Finance

7/29/2022 6:06:04PM

88th Regular Session, Agency Submission, Version 1

Automated Budget and Evaluation System of Texas (ABEST)

Agency code: 781		Agency name: Higher Education Coordinating Board				
METHOD OF FINANCING		Exp 2021	Est 2022	Bud 2023	Req 2024	Req 2025
<u>OTHER FUNDS</u>						
<u>777</u>	Interagency Contracts					
	<i>RIDER APPROPRIATION</i>					
	Art. III, Rider 53, III-60, (2022-23 GAA) Texas Oncourse (1-1-4)					
		\$2,532,916	\$0	\$0	\$0	\$0
	<i>UNEXPENDED BALANCES AUTHORITY</i>					
	Art. III, Rider 53, III-60, (2022-23 GAA) Texas Oncourse (1-1-4)					
		\$(2,234,378)	\$2,234,378	\$0	\$0	\$0
TOTAL,	Interagency Contracts					
		\$298,538	\$2,234,378	\$0	\$0	\$0
<u>802</u>	License Plate Trust Fund Account No. 0802, estimated					
	<i>REGULAR APPROPRIATIONS</i>					
	Regular Appropriations from MOF Table (2020-21 GAA)					
		\$247,400	\$0	\$0	\$0	\$0
	Regular Appropriations from MOF Table (2022-23 GAA)					
		\$0	\$247,400	\$247,400	\$0	\$0
	Regular Appropriations from MOF Table (2024-25 GAA)					

2.B. Summary of Base Request by Method of Finance

7/29/2022 6:06:04PM

88th Regular Session, Agency Submission, Version 1

Automated Budget and Evaluation System of Texas (ABEST)

Agency code: 781		Agency name: Higher Education Coordinating Board				
METHOD OF FINANCING		Exp 2021	Est 2022	Bud 2023	Req 2024	Req 2025
<u>OTHER FUNDS</u>						
		\$0	\$0	\$0	\$247,400	\$247,400
<i>UNEXPENDED BALANCES AUTHORITY</i>						
Art IX, Sec 8.13, Specialty License Plate Receipts, UB Authority within Biennium (2020-21 GAA)						
		\$46,723	\$0	\$0	\$0	\$0
Art IX, Sec 8.13, Specialty License Plate Receipts, UB Authority between Biennium (2022-23 GAA)						
		\$(11,944)	\$11,944	\$0	\$0	\$0
<i>BASE ADJUSTMENT</i>						
Collections lower than estimated appropriation (2020-21 GAA) License Plates (3-1-8)						
		\$(52,596)	\$0	\$0	\$0	\$0
TOTAL,	License Plate Trust Fund Account No. 0802, estimated	\$229,583	\$259,344	\$247,400	\$247,400	\$247,400
<u>810</u>	Permanent Health Fund for Higher Education, estimated					
<i>REGULAR APPROPRIATIONS</i>						
Regular Appropriations from MOF Table (2020-21 GAA)						
		\$1,914,193	\$0	\$0	\$0	\$0

2.B. Summary of Base Request by Method of Finance

7/29/2022 6:06:04PM

88th Regular Session, Agency Submission, Version 1

Automated Budget and Evaluation System of Texas (ABEST)

Agency code: 781		Agency name: Higher Education Coordinating Board				
METHOD OF FINANCING		Exp 2021	Est 2022	Bud 2023	Req 2024	Req 2025
<u>OTHER FUNDS</u>						
Regular Appropriations from MOF Table (2022-23 GAA)		\$0	\$1,914,193	\$1,914,193	\$0	\$0
Regular Appropriations from MOF Table (2024-25 GAA)		\$0	\$0	\$0	\$1,914,193	\$1,914,193
BASE ADJUSTMENT						
Collections lower than estimated (2020-21 GAA) Baylor Perm Health (7-1-4)		\$(22,888)	\$0	\$0	\$0	\$0
TOTAL,	Permanent Health Fund for Higher Education, estimated	\$1,891,305	\$1,914,193	\$1,914,193	\$1,914,193	\$1,914,193
<u>823</u>	Permanent Endowment Fund for the Baylor College of Medicine					
REGULAR APPROPRIATIONS						
Regular Appropriations from MOF Table (2020-21 GAA)		\$1,425,000	\$0	\$0	\$0	\$0
Regular Appropriations from MOF Table (2022-23 GAA)		\$0	\$1,425,000	\$1,425,000	\$0	\$0

2.B. Summary of Base Request by Method of Finance

7/29/2022 6:06:04PM

88th Regular Session, Agency Submission, Version 1

Automated Budget and Evaluation System of Texas (ABEST)

Agency code:	781	Agency name:	Higher Education Coordinating Board			
METHOD OF FINANCING		Exp 2021	Est 2022	Bud 2023	Req 2024	Req 2025
<u>OTHER FUNDS</u>						
Regular Appropriations from MOF Table (2024-25 GAA)		\$0	\$0	\$0	\$1,425,000	\$1,425,000
BASE ADJUSTMENT						
Collections higher than estimated appropriation (2020-21 GAA) Baylor Tob Perm Endow (7-1-3)		\$180,485	\$0	\$0	\$0	\$0
TOTAL,	Permanent Endowment Fund for the Baylor College of Medicine	\$1,605,485	\$1,425,000	\$1,425,000	\$1,425,000	\$1,425,000
<u>824</u>	Permanent Fund for the Higher Education Nursing, Allied Health and Other Health Related Programs					
REGULAR APPROPRIATIONS						
Regular Appropriations from MOF Table (2020-21 GAA)		\$1,883,810	\$0	\$0	\$0	\$0
Regular Appropriations from MOF Table (2022-23 GAA)		\$0	\$1,883,810	\$1,883,810	\$0	\$0
Regular Appropriations from MOF Table (2024-25 GAA)		\$0	\$0	\$0	\$1,883,810	\$1,883,810
UNEXPENDED BALANCES AUTHORITY						

2.B. Summary of Base Request by Method of Finance

7/29/2022 6:06:04PM

88th Regular Session, Agency Submission, Version 1

Automated Budget and Evaluation System of Texas (ABEST)

Agency code: 781		Agency name: Higher Education Coordinating Board				
METHOD OF FINANCING		Exp 2021	Est 2022	Bud 2023	Req 2024	Req 2025
<u>OTHER FUNDS</u>						
Art. III, Rider 13, Sec. (c), UB authority in same Biennium (2020-21 GAA) (8-1-2)		\$7,147,586	\$0	\$0	\$0	\$0
Art. III, Rider 13, Sec. (c), UB authority between Biennium (2022-23 GAA) (8-1-2)		\$(3,966,350)	\$3,966,350	\$0	\$0	\$0
BASE ADJUSTMENT						
Collections less than estimated appropriation (2020-21 GAA) (8-1-2)		\$(124,346)	\$0	\$0	\$0	\$0
TOTAL,	Permanent Fund for the Higher Education Nursing, Allied Health and Other Health Related Programs	\$4,940,700	\$5,850,160	\$1,883,810	\$1,883,810	\$1,883,810
<u>825</u>	Permanent Fund for Minority Health Research and Education					
REGULAR APPROPRIATIONS						
Regular Appropriations from MOF Table (2020-21 GAA)		\$1,066,551	\$0	\$0	\$0	\$0
Regular Appropriations from MOF Table (2022-23 GAA)		\$0	\$1,066,551	\$1,066,551	\$0	\$0

2.B. Summary of Base Request by Method of Finance

7/29/2022 6:06:04PM

88th Regular Session, Agency Submission, Version 1

Automated Budget and Evaluation System of Texas (ABEST)

Agency code: 781		Agency name: Higher Education Coordinating Board				
METHOD OF FINANCING		Exp 2021	Est 2022	Bud 2023	Req 2024	Req 2025
<u>OTHER FUNDS</u>						
Regular Appropriations from MOF Table (2024-25 GAA)		\$0	\$0	\$0	\$1,066,551	\$1,066,551
<i>UNEXPENDED BALANCES AUTHORITY</i>						
Art. III, Rider 13, Sec. (b), UB authority in same Biennium (2020-21 GAA) (8-1-1)		\$4,177,336	\$0	\$0	\$0	\$0
Art. III, Rider 13, Sec. (b), UB authority between Biennium (2022-23 GAA) (8-1-1)		\$(5,161,017)	\$5,161,017	\$0	\$0	\$0
<i>BASE ADJUSTMENT</i>						
Collections lower than estimated appropriation (2020-21 GAA) (8-1-1)		\$(82,870)	\$0	\$0	\$0	\$0
TOTAL,	Permanent Fund for Minority Health Research and Education	\$0	\$6,227,568	\$1,066,551	\$1,066,551	\$1,066,551
<u>997</u>	Other Funds					
<i>REGULAR APPROPRIATIONS</i>						
Regular Appropriations from MOF Table (2020-21 GAA)		\$12,799,981	\$0	\$0	\$0	\$0

2.B. Summary of Base Request by Method of Finance

7/29/2022 6:06:04PM

88th Regular Session, Agency Submission, Version 1

Automated Budget and Evaluation System of Texas (ABEST)

Agency code:	781	Agency name:	Higher Education Coordinating Board			
METHOD OF FINANCING	Exp 2021	Est 2022	Bud 2023	Req 2024	Req 2025	
<u>OTHER FUNDS</u>						
Regular Appropriations from MOF Table (2022-23 GAA)	\$0	\$13,201,503	\$12,076,560	\$0	\$0	
Regular Appropriations from MOF Table (2024-25 GAA)	\$0	\$0	\$0	\$13,510,439	\$13,510,439	
BASE ADJUSTMENT						
Collections lower than estimated appropriation (2020-21 GAA) - Student Loans (1-1-2)	\$(2,134,858)	\$0	\$0	\$0	\$0	
Collections higher than estimated appropriation (2020-21 GAA) - Agency Operations (1-1-1)	\$1,816,547	\$0	\$0	\$0	\$0	
Collections lower than estimated appropriation (2020-21 GAA) - IS&S (1-1-1)	\$(878,923)	\$0	\$0	\$0	\$0	
Collections higher than estimated appropriation (2022-23 GAA) - Agency Operations (1-1-1)	\$0	\$1,148,622	\$1,695,581	\$0	\$0	

2.B. Summary of Base Request by Method of Finance

7/29/2022 6:06:04PM

88th Regular Session, Agency Submission, Version 1

Automated Budget and Evaluation System of Texas (ABEST)

Agency code: 781		Agency name: Higher Education Coordinating Board				
METHOD OF FINANCING		Exp 2021	Est 2022	Bud 2023	Req 2024	Req 2025
<u>OTHER FUNDS</u>						
Collections lower than estimated appropriation (2022-23 GAA) - Student Loans (1-1-2)		\$0	\$(1,717,963)	\$(709,687)	\$0	\$0
TOTAL,	Other Funds	\$11,602,747	\$12,632,162	\$13,062,454	\$13,510,439	\$13,510,439
<u>998</u>	Other Special State Funds					
	<i>REGULAR APPROPRIATIONS</i>					
	Regular Appropriations from MOF Table (2020-21 GAA)					
		\$5,000	\$0	\$0	\$0	\$0
	Regular Appropriations from MOF Table (2022-23 GAA)					
		\$0	\$5,000	\$5,000	\$0	\$0
	Regular Appropriations from MOF Table (2024-25 GAA)					
		\$0	\$0	\$0	\$5,000	\$5,000
	<i>BASE ADJUSTMENT</i>					
	Collections lower than estimated (2020-21 GAA) - Texas Grants Program (3-1-1)					
		\$(2,330)	\$0	\$0	\$0	\$0

2.B. Summary of Base Request by Method of Finance

7/29/2022 6:06:04PM

88th Regular Session, Agency Submission, Version 1

Automated Budget and Evaluation System of Texas (ABEST)

Agency code: 781		Agency name: Higher Education Coordinating Board				
METHOD OF FINANCING		Exp 2021	Est 2022	Bud 2023	Req 2024	Req 2025
<u>OTHER FUNDS</u>						
TOTAL,	Other Special State Funds					
		\$2,670	\$5,000	\$5,000	\$5,000	\$5,000
<u>8012</u>	Certification and Proprietary School Fees					
	<i>REGULAR APPROPRIATIONS</i>					
	Regular Appropriations from MOF Table (2020-21 GAA)					
		\$1,000	\$0	\$0	\$0	\$0
	Regular Appropriations from MOF Table (2022-23 GAA)					
		\$0	\$1,000	\$1,000	\$0	\$0
	Regular Appropriations from MOF Table (2024-25 GAA)					
		\$0	\$0	\$0	\$1,000	\$1,000
	<i>BASE ADJUSTMENT</i>					
	Collections lower than estimated (2020-21 GAA)-Agency Operations (1-1-1)					
		\$(1,000)	\$0	\$0	\$0	\$0
	Comments: No Certification/Proprietary School Fees Collected					
TOTAL,	Certification and Proprietary School Fees					
		\$0	\$1,000	\$1,000	\$1,000	\$1,000

2.B. Summary of Base Request by Method of Finance

7/29/2022 6:06:04PM

88th Regular Session, Agency Submission, Version 1

Automated Budget and Evaluation System of Texas (ABEST)

Agency code: 781		Agency name: Higher Education Coordinating Board				
METHOD OF FINANCING		Exp 2021	Est 2022	Bud 2023	Req 2024	Req 2025
TOTAL, ALL OTHER FUNDS						
		\$27,409,200	\$43,236,099	\$31,767,444	\$32,538,313	\$32,538,313
GRAND TOTAL		\$1,010,714,496	\$1,717,673,860	\$989,912,785	\$954,029,777	\$944,332,925
FULL-TIME-EQUIVALENT POSITIONS						
REGULAR APPROPRIATIONS						
Regular Appropriations from MOF Table (2020-21 GAA)		265.9	0.0	0.0	0.0	0.0
Regular Appropriations from MOF Table (2022-23 GAA)		0.0	296.9	296.9	0.0	0.0
Regular Appropriations from MOF Table (2024-25 GAA)		0.0	0.0	0.0	296.9	296.9
RIDER APPROPRIATION						
Art. IX-100, Sect. 18.60, Contingency for SB-16: Peace Officer LRP (2020-21 GAA)		2.0	0.0	0.0	0.0	0.0
Art IX, Sec. 6.10, Texas Oncourse (Ltr to LBB/OOG dtd March 18, 2021) (2020-21 GAA)		16.6	0.0	0.0	0.0	0.0
UNAUTHORIZED NUMBER OVER (BELOW) CAP						
UNAUTHORIZED NUMBER OVER (BELOW) CAP		(20.3)	0.0	0.0	0.0	0.0
TOTAL, ADJUSTED FTES		264.2	296.9	296.9	296.9	296.9

2.B. Summary of Base Request by Method of Finance

7/29/2022 6:06:04PM

88th Regular Session, Agency Submission, Version 1

Automated Budget and Evaluation System of Texas (ABEST)

Agency code: **781**Agency name: **Higher Education Coordinating Board****METHOD OF FINANCING****Exp 2021****Est 2022****Bud 2023****Req 2024****Req 2025****NUMBER OF 100% FEDERALLY FUNDED
FTEs**

2.C. Summary of Base Request by Object of Expense

7/29/2022 6:06:45PM

88th Regular Session, Agency Submission, Version 1
Automated Budget and Evaluation System of Texas (ABEST)**781 Higher Education Coordinating Board**

OBJECT OF EXPENSE	Exp 2021	Est 2022	Bud 2023	BL 2024	BL 2025
1001 SALARIES AND WAGES	\$20,684,912	\$25,364,700	\$24,066,099	\$24,066,099	\$24,066,099
1002 OTHER PERSONNEL COSTS	\$752,623	\$445,429	\$371,139	\$371,139	\$371,139
2001 PROFESSIONAL FEES AND SERVICES	\$7,550,281	\$42,156,771	\$5,487,457	\$5,102,556	\$5,054,556
2003 CONSUMABLE SUPPLIES	\$4,924	\$259,055	\$265,496	\$265,496	\$265,496
2004 UTILITIES	\$102,841	\$0	\$0	\$0	\$0
2005 TRAVEL	\$8,715	\$289,742	\$295,742	\$295,742	\$295,742
2006 RENT - BUILDING	\$1,715,971	\$1,730,915	\$144,243	\$144,243	\$144,243
2007 RENT - MACHINE AND OTHER	\$397,000	\$1,276,000	\$2,276,000	\$2,660,903	\$2,708,901
2009 OTHER OPERATING EXPENSE	\$4,436,147	\$11,339,626	\$7,194,875	\$6,694,959	\$6,694,957
4000 GRANTS	\$975,061,082	\$1,634,501,622	\$949,811,734	\$914,428,640	\$904,731,792
5000 CAPITAL EXPENDITURES	\$0	\$310,000	\$0	\$0	\$0
OOE Total (Excluding Riders)	\$1,010,714,496	\$1,717,673,860	\$989,912,785	\$954,029,777	\$944,332,925
OOE Total (Riders)					
Grand Total	\$1,010,714,496	\$1,717,673,860	\$989,912,785	\$954,029,777	\$944,332,925

This page intentionally left blank.

2.D. Summary of Base Request Objective Outcomes
88th Regular Session, Agency Submission, Version 1
Automated Budget and Evaluation system of Texas (ABEST)

7/29/2022 6:07:27PM

781 Higher Education Coordinating Board					
Goal/ Objective / Outcome	Exp 2021	Est 2022	Bud 2023	BL 2024	BL 2025
1 Higher Education Support					
1 Higher Education Support					
1 Percent Increase in Fall Student Headcount Enrollment					
	-3.63%	1.50%	1.50%	1.00%	1.00%
2 % Increase Completion of Cert., Assoc., Bach, & Master's Degree					
	0.21%	3.88%	3.88%	2.00%	2.00%
3 % Underprepared University Students Graduating in 6 Years					
	35.20%	35.50%	36.00%	36.00%	36.00%
4 College-level Course Success Rate of Underprepared University Students					
	56.30	59.50	60.00	56.00	56.00
KEY 5 % University Students Graduating in 4 Years					
	42.00%	42.00%	43.00%	43.00%	44.00%
KEY 6 % Public 2-Year Institution Students Graduating in 3 Years					
	25.70%	26.00%	27.00%	27.00%	28.00%
KEY 7 Percentage of University Students Graduating within Six Years					
	64.90%	64.50%	65.50%	66.00%	67.00%
8 % Students Working or Enrolled in Higher Ed 1 Yr. after Degree or Cert					
	79.00%	79.00%	79.00%	74.00%	75.00%
KEY 9 % Pub Bachelor's Degree Grads Comp with No More Than 3 Hrs Degree Plan					
	41.92%	41.00%	42.00%	43.00%	44.00%
KEY 10 % Pub 2-Yr Institute Students Grad with No More Than 3 Hrs Award Plan					
	25.43%	25.00%	26.00%	26.00%	27.00%
KEY 11 % Texans Age 25-34 with Postsecondary Credential of Value					
	0.00%	0.00%	0.00%	50.30%	51.40%
KEY 12 % Texans Age 35-64 with Postsecondary Credential of Value					
	0.00%	0.00%	0.00%	49.94%	51.06%

2.D. Summary of Base Request Objective Outcomes

7/29/2022 6:07:27PM

88th Regular Session, Agency Submission, Version 1
Automated Budget and Evaluation system of Texas (ABEST)

781 Higher Education Coordinating Board							
Goal/ Objective / Outcome			Exp 2021	Est 2022	Bud 2023	BL 2024	BL 2025
KEY	13	Number of Students Completing Credentials of Value Annually	0.00	0.00	0.00	384,456.46	402,850.19
KEY	14	Amount of Private & Federal R&D Expenditures at Texas Institutions	0.00	0.00	0.00	3,680,000,000.00	3,770,000,000.00
KEY	15	Number of Research Doctorates Awarded Annually by Tx Institutions	0.00	0.00	0.00	5,994.00	6,144.00
2	Affordability and Debt						
	1 Provide Programs Which Make Financial Assistance Available to Students						
KEY	1	% Students Rec. FA Employed through Texas College Work Study Program	0.57%	0.57%	0.57%	0.57%	0.57%
	2	% Teach for Texas Loan Repay Prog. Recip. Teach 3 Years	0.00%	0.00%	0.00%	0.00%	0.00%
KEY	3	% of Grads with No or Manageable Levels of Undergraduate Student Debt	0.00%	0.00%	0.00%	94.30%	94.30%
KEY	4	% of Grads with No Undergraduate Student Debt	0.00%	0.00%	0.00%	47.60%	47.60%
4	Industry Workforce - Health Related						
	1 Industry Workforce - Health Related						
	1	% Family Practice Residency Pgm Completers in Medic Underserved Areas	7.08%	8.25%	8.25%	7.04%	7.04%
	2	Percent Family Practice Residency Pgm Completers Practicing in Texas	66.29%	64.25%	64.25%	65.95%	65.95%
KEY	3	% of First Year Residency Headcount to Tx Med Grads Fy 18-19	99.00%	92.00%	91.00%	92.00%	88.00%
KEY	4	Number of GME Expansion Grant Program Awards Made	0.00	0.00	0.00	5,050.00	5,050.00

2.D. Summary of Base Request Objective Outcomes
88th Regular Session, Agency Submission, Version 1
Automated Budget and Evaluation system of Texas (ABEST)

7/29/2022 6:07:27PM

781 Higher Education Coordinating Board					
<i>Goal/ Objective / Outcome</i>	Exp 2021	Est 2022	Bud 2023	BL 2024	BL 2025
5 Baylor College of Medicine					
1 <i>Baylor College of Medicine</i>					
KEY 1 % of Baylor College of Medicine Grads Entering TX Residency Programs					
	44.00%	51.00%	51.00%	51.00%	51.00%
KEY 2 % Baylor College of Medicine Grads Entering Primary Care Residencies					
	44.00%	48.80%	48.80%	48.80%	48.80%
 3 % Students Passing Part 1 or Part 2 of the National Licensing Exam					
	99.00%	99.00%	99.00%	99.00%	99.00%

This page intentionally left blank.

2.E. Summary of Exceptional Items Request
88th Regular Session, Agency Submission, Version 1
Automated Budget and Evaluation System of Texas (ABEST)

DATE: 7/29/2022
TIME : 6:10:48PM

Agency code: 781		Agency name: Higher Education Coordinating Board							
Priority	Item	2024			2025			Biennium	
		GR and GR/GR Dedicated	All Funds	FTEs	GR and GR Dedicated	All Funds	FTEs	GR and GR Dedicated	All Funds
1	Financial Aid	\$76,500,000	\$76,500,000		\$76,500,000	\$76,500,000		\$153,000,000	\$153,000,000
2	Data Security and Modernizations	\$7,500,000	\$7,500,000	5.0	\$7,500,000	\$7,500,000	5.0	\$15,000,000	\$15,000,000
3	Advising	\$10,000,000	\$10,000,000	7.0	\$10,000,000	\$10,000,000	7.0	\$20,000,000	\$20,000,000
4	Innovation and Collaboration	\$23,750,000	\$23,750,000	8.0	\$23,750,000	\$23,750,000	8.0	\$47,500,000	\$47,500,000
Total, Exceptional Items Request		\$117,750,000	\$117,750,000	20.0	\$117,750,000	\$117,750,000	20.0	\$235,500,000	\$235,500,000
Method of Financing									
	General Revenue	\$117,750,000	\$117,750,000		\$117,750,000	\$117,750,000		\$235,500,000	\$235,500,000
	General Revenue - Dedicated								
	Federal Funds								
	Other Funds								
		\$117,750,000	\$117,750,000		\$117,750,000	\$117,750,000		\$235,500,000	\$235,500,000
Full Time Equivalent Positions				20.0				20.0	
Number of 100% Federally Funded FTEs									

This page intentionally left blank.

2.F. Summary of Total Request by Strategy
88th Regular Session, Agency Submission, Version 1
Automated Budget and Evaluation System of Texas (ABEST)

DATE : 7/29/2022
TIME : 6:11:49PM

Agency code: 781 Agency name: Higher Education Coordinating Board

Goal/Objective/STRATEGY	Base 2024	Base 2025	Exceptional 2024	Exceptional 2025	Total Request 2024	Total Request 2025
1 Higher Education Support						
1 Higher Education Support						
1 AGENCY OPERATIONS	\$23,255,379	\$23,255,377	\$31,250,000	\$31,250,000	\$54,505,379	\$54,505,377
2 STUDENT LOAN PROGRAMS	7,643,061	7,643,061	0	0	7,643,061	7,643,061
3 COLLEGE READINESS AND SUCCESS	5,978,697	5,978,697	10,000,000	10,000,000	15,978,697	15,978,697
4 TEXAS ONCOURSE PROGRAM	4,014,231	4,014,230	0	0	4,014,231	4,014,230
5 TEXAS RESKILLING/UPSKILLING PGM	0	0	0	0	0	0
6 PERFORMANCE BASED FUNDING	0	0	0	0	0	0
7 UNIVERSITY CONSTRUCTION	0	0	0	0	0	0
TOTAL, GOAL 1	\$40,891,368	\$40,891,365	\$41,250,000	\$41,250,000	\$82,141,368	\$82,141,365
2 Affordability and Debt						
1 Provide Programs Which Make Financial Assistance Available to St						
1 TEXAS GRANT PROGRAM	475,058,160	475,058,160	0	0	475,058,160	475,058,160
4 TUITION EQUALIZATION GRANTS	97,913,339	97,913,339	0	0	97,913,339	97,913,339
5 TEOG PUB COMMUNITY COLLEGES	48,500,445	48,500,445	0	0	48,500,445	48,500,445
6 TEOG PUB STATE/TECHNICAL COLLEGES	4,122,093	4,122,093	0	0	4,122,093	4,122,093
7 COLLEGE WORK STUDY PROGRAM	9,169,523	9,169,523	0	0	9,169,523	9,169,523
8 LICENSE PLATE SCHOLARSHIPS	247,400	247,400	0	0	247,400	247,400
9 EDUCATIONAL AIDE PROGRAM	481,616	481,616	0	0	481,616	481,616
11 TX ARMED SERVICES SCHOLARSHIP PGM	3,335,000	3,335,000	0	0	3,335,000	3,335,000
12 OPEN EDUCATIONAL RESOURCES	231,025	231,024	0	0	231,025	231,024
13 STUDENT FINANCIAL AID	0	0	76,500,000	76,500,000	76,500,000	76,500,000
TOTAL, GOAL 2	\$639,058,601	\$639,058,600	\$76,500,000	\$76,500,000	\$715,558,601	\$715,558,600

2.F. Summary of Total Request by Strategy
88th Regular Session, Agency Submission, Version 1
Automated Budget and Evaluation System of Texas (ABEST)

DATE : 7/29/2022
TIME : 6:11:49PM

Agency code: 781 Agency name: Higher Education Coordinating Board

Goal/Objective/STRATEGY	Base 2024	Base 2025	Exceptional 2024	Exceptional 2025	Total Request 2024	Total Request 2025
3 Industry Workforce						
1 <i>Industry Workforce</i>						
2 CAREER/TECHNICAL EDUCATION PROGRAMS	\$35,891,730	\$35,891,730	\$0	\$0	\$35,891,730	\$35,891,730
14 BILINGUAL EDUCATION PROGRAM	731,250	731,250	0	0	731,250	731,250
16 EDUCATIONAL LOAN REPAYMENT	21,889,063	21,889,063	0	0	21,889,063	21,889,063
TOTAL, GOAL 3	\$58,512,043	\$58,512,043	\$0	\$0	\$58,512,043	\$58,512,043
4 Industry Workforce - Health Related						
1 <i>Industry Workforce - Health Related</i>						
1 FAMILY PRACTICE RESIDENCY PROGRAM	4,750,000	4,750,000	0	0	4,750,000	4,750,000
2 PRECEPTORSHIP PROGRAM	1,425,000	1,425,000	0	0	1,425,000	1,425,000
3 GME EXPANSION	99,525,000	99,525,000	0	0	99,525,000	99,525,000
5 TRAUMA CARE PROGRAM	1,957,203	1,957,203	0	0	1,957,203	1,957,203
6 JOINT ADMISSION MEDICAL PROGRAM	9,696,794	0	0	0	9,696,794	0
7 PROF NURSING SHORTAGE REDUCTION PGM	9,440,024	9,440,024	0	0	9,440,024	9,440,024
14 CHILD MENTAL HEALTH CARE CONSORTIUM	62,154,190	62,154,136	0	0	62,154,190	62,154,136
TOTAL, GOAL 4	\$188,948,211	\$179,251,363	\$0	\$0	\$188,948,211	\$179,251,363

2.F. Summary of Total Request by Strategy
88th Regular Session, Agency Submission, Version 1
Automated Budget and Evaluation System of Texas (ABEST)

DATE : 7/29/2022
TIME : 6:11:49PM

Agency code: 781 Agency name: Higher Education Coordinating Board

Goal/Objective/STRATEGY	Base 2024	Base 2025	Exceptional 2024	Exceptional 2025	Total Request 2024	Total Request 2025
5 Baylor College of Medicine						
1 <i>Baylor College of Medicine</i>						
1 BAYLOR COLLEGE OF MEDICINE - UGME	\$0	\$0	\$0	\$0	\$0	\$0
2 BAYLOR COLLEGE OF MEDICINE - GME	0	0	0	0	0	0
3 BAYLOR COLL MED PERM ENDOWMENT FUND	1,425,000	1,425,000	0	0	1,425,000	1,425,000
4 BAYLOR COLL MED PERM HEALTH FUND	1,914,193	1,914,193	0	0	1,914,193	1,914,193
TOTAL, GOAL 5	\$3,339,193	\$3,339,193	\$0	\$0	\$3,339,193	\$3,339,193
6 Tobacco Settlement Funds to Institutions						
1 <i>Permanent Funds</i>						
1 EARNINGS - MINORITY HEALTH	1,066,551	1,066,551	0	0	1,066,551	1,066,551
2 EARNINGS - NURSING/ALLIED HEALTH	1,883,810	1,883,810	0	0	1,883,810	1,883,810
TOTAL, GOAL 6	\$2,950,361	\$2,950,361	\$0	\$0	\$2,950,361	\$2,950,361

2.F. Summary of Total Request by Strategy
88th Regular Session, Agency Submission, Version 1
Automated Budget and Evaluation System of Texas (ABEST)

DATE : 7/29/2022
TIME : 6:11:49PM

Agency code: 781 Agency name: Higher Education Coordinating Board

Goal/Objective/STRATEGY	Base 2024	Base 2025	Exceptional 2024	Exceptional 2025	Total Request 2024	Total Request 2025
7 Trusteed Funds for Research and Innovation						
1 Provide Programs to Promote Research at Texas Institutions						
2 TEXAS RESEARCH INCENTIVE PROGRAM	\$16,625,000	\$16,625,000	\$0	\$0	\$16,625,000	\$16,625,000
3 AUTISM PROGRAM	3,705,000	3,705,000	0	0	3,705,000	3,705,000
TOTAL, GOAL 7	\$20,330,000	\$20,330,000	\$0	\$0	\$20,330,000	\$20,330,000
TOTAL, AGENCY STRATEGY REQUEST	\$954,029,777	\$944,332,925	\$117,750,000	\$117,750,000	\$1,071,779,777	\$1,062,082,925
TOTAL, AGENCY RIDER APPROPRIATIONS REQUEST						
GRAND TOTAL, AGENCY REQUEST	\$954,029,777	\$944,332,925	\$117,750,000	\$117,750,000	\$1,071,779,777	\$1,062,082,925

2.F. Summary of Total Request by Strategy
88th Regular Session, Agency Submission, Version 1
Automated Budget and Evaluation System of Texas (ABEST)

DATE : 7/29/2022
TIME : 6:11:49PM

Agency code: 781		Agency name: Higher Education Coordinating Board					
Goal/Objective/STRATEGY		Base 2024	Base 2025	Exceptional 2024	Exceptional 2025	Total Request 2024	Total Request 2025
General Revenue Funds:							
1	General Revenue Fund	\$868,227,826	\$858,530,975	\$117,750,000	\$117,750,000	\$985,977,826	\$976,280,975
		\$868,227,826	\$858,530,975	\$117,750,000	\$117,750,000	\$985,977,826	\$976,280,975
General Revenue Dedicated Funds:							
5103	Texas B-on-Time Student Loan Acct	2,604,416	2,604,415	0	0	2,604,416	2,604,415
5144	Physician Ed. Loan Repayment	14,767,492	14,767,492	0	0	14,767,492	14,767,492
		\$17,371,908	\$17,371,907	\$0	\$0	\$17,371,908	\$17,371,907
Federal Funds:							
325	Coronavirus Relief Fund	0	0	0	0	0	0
555	Federal Funds	35,891,730	35,891,730	0	0	35,891,730	35,891,730
		\$35,891,730	\$35,891,730	\$0	\$0	\$35,891,730	\$35,891,730
Other Funds:							
179	Permanent Fnd Supporting Grad Ed	11,000,000	11,000,000	0	0	11,000,000	11,000,000
666	Appropriated Receipts	1,480,920	1,480,920	0	0	1,480,920	1,480,920
765	Certificate Of Auth Fees, estimated	4,000	4,000	0	0	4,000	4,000
777	Interagency Contracts	0	0	0	0	0	0
802	Lic Plate Trust Fund No. 0802, est	247,400	247,400	0	0	247,400	247,400
810	Perm Health Fund Higher Ed, est	1,914,193	1,914,193	0	0	1,914,193	1,914,193
823	Medicine Endowment Fund, estimated	1,425,000	1,425,000	0	0	1,425,000	1,425,000
824	Nursing, Allied Health, estimated	1,883,810	1,883,810	0	0	1,883,810	1,883,810
825	Minority Health Research, estimated	1,066,551	1,066,551	0	0	1,066,551	1,066,551
997	Other Funds, estimated	13,510,439	13,510,439	0	0	13,510,439	13,510,439

2.F. Summary of Total Request by Strategy
88th Regular Session, Agency Submission, Version 1
Automated Budget and Evaluation System of Texas (ABEST)

DATE : 7/29/2022
TIME : 6:11:49PM

Agency code: 781		Agency name: Higher Education Coordinating Board					
Goal/Objective/STRATEGY		Base 2024	Base 2025	Exceptional 2024	Exceptional 2025	Total Request 2024	Total Request 2025
Other Funds:							
998	Other Special State Funds	\$5,000	\$5,000	\$0	\$0	\$5,000	\$5,000
8012	Certi/Proprietary Fees, estimated	1,000	1,000	0	0	1,000	1,000
		\$32,538,313	\$32,538,313	\$0	\$0	\$32,538,313	\$32,538,313
TOTAL, METHOD OF FINANCING		\$954,029,777	\$944,332,925	\$117,750,000	\$117,750,000	\$1,071,779,777	\$1,062,082,925
FULL TIME EQUIVALENT POSITIONS		296.9	296.9	20.0	20.0	316.9	316.9

2.G. Summary of Total Request Objective Outcomes
88th Regular Session, Agency Submission, Version 1
Automated Budget and Evaluation system of Texas (ABEST)

Date : 7/29/2022

Time: 6:12:39PM

Agency code: **781**

Agency name: **Higher Education Coordinating Board**

Goal/ Objective / Outcome

		BL 2024	BL 2025	Excp 2024	Excp 2025	Total Request 2024	Total Request 2025
1	Higher Education Support						
1	Higher Education Support						
	1 Percent Increase in Fall Student Headcount Enrollment						
		1.00%	1.00%			1.00%	1.00%
	2 % Increase Completion of Cert., Assoc., Bach, & Master's Degree						
		2.00%	2.00%			2.00%	2.00%
	3 % Underprepared University Students Graduating in 6 Years						
		36.00%	36.00%			36.00%	36.00%
	4 College-level Course Success Rate of Underprepared University Students						
		56.00	56.00			56.00	56.00
KEY	5 % University Students Graduating in 4 Years						
		43.00%	44.00%			43.00%	44.00%
KEY	6 % Public 2-Year Institution Students Graduating in 3 Years						
		27.00%	28.00%			27.00%	28.00%
KEY	7 Percentage of University Students Graduating within Six Years						
		66.00%	67.00%			66.00%	67.00%
	8 % Students Working or Enrolled in Higher Ed 1 Yr. after Degree or Cert						
		74.00%	75.00%			74.00%	75.00%

2.G. Summary of Total Request Objective Outcomes
88th Regular Session, Agency Submission, Version 1
Automated Budget and Evaluation system of Texas (ABEST)

Date : 7/29/2022
Time: 6:12:39PM

Agency code: **781** Agency name: **Higher Education Coordinating Board**

Goal/ Objective / Outcome

		BL 2024	BL 2025	Excp 2024	Excp 2025	Total Request 2024	Total Request 2025
KEY	9 % Pub Bachelor's Degree Grads Comp with No More Than 3 Hrs Degree Plan						
		43.00%	44.00%			43.00%	44.00%
KEY	10 % Pub 2-Yr Institute Students Grad with No More Than 3 Hrs Award Plan						
		26.00%	27.00%			26.00%	27.00%
KEY	11 % Texans Age 25-34 with Postsecondary Credential of Value						
		50.30%	51.40%			50.30%	51.40%
KEY	12 % Texans Age 35-64 with Postsecondary Credential of Value						
		49.94%	51.06%			49.94%	51.06%
KEY	13 Number of Students Completing Credentials of Value Annually						
		384,456.46	402,850.19			384,456.46	402,850.19
KEY	14 Amount of Private & Federal R&D Expenditures at Texas Institutions						
		3,680,000,000.00	3,770,000,000.00			3,680,000,000.00	3,770,000,000.00
KEY	15 Number of Research Doctorates Awarded Annually by Tx Institutions						
		5,994.00	6,144.00			5,994.00	6,144.00
2	Affordability and Debt						
1	Provide Programs Which Make Financial Assistance Available to Students						
KEY	1 % Students Rec. FA Employed through Texas College Work Study Program						
		0.57%	0.57%			0.57%	0.57%

2.G. Summary of Total Request Objective Outcomes
88th Regular Session, Agency Submission, Version 1
Automated Budget and Evaluation system of Texas (ABEST)

Date : 7/29/2022

Time: 6:12:39PM

Agency code: **781**

Agency name: **Higher Education Coordinating Board**

Goal/ Objective / Outcome

		BL 2024	BL 2025	Excp 2024	Excp 2025	Total Request 2024	Total Request 2025
	2 % Teach for Texas Loan Repay Prog. Recip. Teach 3 Years						
		0.00%	0.00%			0.00%	0.00%
KEY	3 % of Grads with No or Manageable Levels of Undergraduate Student Debt						
		94.30%	94.30%			94.30%	94.30%
KEY	4 % of Grads with No Undergraduate Student Debt						
		47.60%	47.60%			47.60%	47.60%
4	Industry Workforce - Health Related						
1	Industry Workforce - Health Related						
	1 % Family Practice Residency Pgm Completers in Medic Underserved Areas						
		7.04%	7.04%			7.04%	7.04%
	2 Percent Family Practice Residency Pgm Completers Practicing in Texas						
		65.95%	65.95%			65.95%	65.95%
KEY	3 % of First Year Residency Headcount to Tx Med Grads Fy 18-19						
		92.00%	88.00%			92.00%	88.00%
KEY	4 Number of GME Expansion Grant Program Awards Made						
		5,050.00	5,050.00			5,050.00	5,050.00
5	Baylor College of Medicine						
1	Baylor College of Medicine						

2.G. Summary of Total Request Objective Outcomes
88th Regular Session, Agency Submission, Version 1
Automated Budget and Evaluation system of Texas (ABEST)

Date : 7/29/2022
Time: 6:12:39PM

Agency code: **781** Agency name: **Higher Education Coordinating Board**

Goal/ Objective / Outcome

	BL 2024	BL 2025	Excp 2024	Excp 2025	Total Request 2024	Total Request 2025
KEY	1 % of Baylor College of Medicine Grads Entering TX Residency Programs					
	51.00%	51.00%			51.00%	51.00%
KEY	2 % Baylor College of Medicine Grads Entering Primary Care Residencies					
	48.80%	48.80%			48.80%	48.80%
	3 % Students Passing Part 1 or Part 2 of the National Licensing Exam					
	99.00%	99.00%			99.00%	99.00%

781 Higher Education Coordinating Board

GOAL: 1 Higher Education Support
OBJECTIVE: 1 Higher Education Support
STRATEGY: 1 Agency Operations

Service Categories:

Service: 19 Income: A.2 Age: B.3

CODE	DESCRIPTION	Exp 2021	Est 2022	Bud 2023	BL 2024	BL 2025
Output Measures:						
1	# Pub Institute Higher Ed Pgm. Reviews Processed	5,158.00	5,030.00	5,030.00	5,050.00	5,050.00
2	Number of Cert of Authority & Certs of Authorization Reviewed	199.00	194.00	184.00	180.00	180.00
3	# of Public Univ Pgms, Health-Related Pgms and Admin. Changes Reviewed	5,530.00	5,500.00	5,500.00	5,500.00	5,500.00
4	# of Career School and College and Public 2-Year College Pgms Reviewed	2,903.00	4,665.00	4,602.00	4,602.00	4,602.00
Objects of Expense:						
1001	SALARIES AND WAGES	\$14,389,351	\$14,262,773	\$15,927,177	\$15,927,177	\$15,927,177
1002	OTHER PERSONNEL COSTS	\$594,097	\$261,022	\$254,357	\$254,357	\$254,357
2001	PROFESSIONAL FEES AND SERVICES	\$2,897,033	\$4,397,145	\$3,164,362	\$2,779,461	\$2,731,461
2003	CONSUMABLE SUPPLIES	\$4,133	\$195,855	\$202,296	\$202,296	\$202,296
2004	UTILITIES	\$11,760	\$0	\$0	\$0	\$0
2005	TRAVEL	\$7,474	\$165,417	\$165,417	\$165,417	\$165,417
2006	RENT - BUILDING	\$1,715,971	\$1,730,915	\$144,243	\$144,243	\$144,243
2007	RENT - MACHINE AND OTHER	\$397,000	\$346,000	\$346,000	\$730,903	\$778,901
2009	OTHER OPERATING EXPENSE	\$986,673	\$1,718,490	\$3,777,623	\$3,051,525	\$3,051,525
4000	GRANTS	\$0	\$0	\$0	\$0	\$0

781 Higher Education Coordinating Board

GOAL: 1 Higher Education Support
OBJECTIVE: 1 Higher Education Support
STRATEGY: 1 Agency Operations

Service Categories:

Service: 19 Income: A.2 Age: B.3

CODE	DESCRIPTION	Exp 2021	Est 2022	Bud 2023	BL 2024	BL 2025
TOTAL, OBJECT OF EXPENSE		\$21,003,492	\$23,077,617	\$23,981,475	\$23,255,379	\$23,255,377
Method of Financing:						
1	General Revenue Fund	\$13,528,276	\$13,746,933	\$15,257,419	\$14,127,625	\$14,127,624
SUBTOTAL, MOF (GENERAL REVENUE FUNDS)		\$13,528,276	\$13,746,933	\$15,257,419	\$14,127,625	\$14,127,624
Method of Financing:						
666	Appropriated Receipts	\$142,469	\$214,280	\$185,636	\$150,960	\$150,960
765	Certificate Of Auth Fees, estimated	\$22,900	\$4,000	\$4,000	\$4,000	\$4,000
997	Other Funds, estimated	\$7,309,847	\$9,111,404	\$8,533,420	\$8,971,794	\$8,971,793
8012	Certi/Proprietary Fees, estimated	\$0	\$1,000	\$1,000	\$1,000	\$1,000
SUBTOTAL, MOF (OTHER FUNDS)		\$7,475,216	\$9,330,684	\$8,724,056	\$9,127,754	\$9,127,753
TOTAL, METHOD OF FINANCE (INCLUDING RIDERS)					\$23,255,379	\$23,255,377
TOTAL, METHOD OF FINANCE (EXCLUDING RIDERS)		\$21,003,492	\$23,077,617	\$23,981,475	\$23,255,379	\$23,255,377
FULL TIME EQUIVALENT POSITIONS:		160.6	142.4	174.3	174.3	174.3

781 Higher Education Coordinating Board

GOAL:	1	Higher Education Support	
OBJECTIVE:	1	Higher Education Support	Service Categories:
STRATEGY:	1	Agency Operations	Service: 19 Income: A.2 Age: B.3

CODE	DESCRIPTION	Exp 2021	Est 2022	Bud 2023	BL 2024	BL 2025
------	-------------	----------	----------	----------	---------	---------

STRATEGY DESCRIPTION AND JUSTIFICATION:

This strategy provides operational funding for the Coordinating Board to execute the mission and initiatives with which it has been charged by the Texas Legislature . Broadly, funds support the work of the agency to advance the goals of Building a Talent Strong Texas, the state's revised long-range strategic plan for higher education. More specifically, this strategy supports administration of the agency's mission and functions including: central administration of the agency; oversight of student financial aid programs; data collection, analysis, and reporting; institutional program review and approval; and administration of trusteed funds.

EXTERNAL/INTERNAL FACTORS IMPACTING STRATEGY:

In 2022, the Coordinating Board adopted the state's revised, long-range strategic plan for Texas higher education, Building a Talent Strong Texas. This plan raises the bar for Texas higher education, recognizing the needs and trends in the Texas economy and workforce have shifted considerably since the previous plan, 60x30TX. The revised plan includes measurable, data-driven goals regarding attainment of postsecondary credentials by all working age Texans, ensuring students graduate with credentials of value, and making Texas a national leader in research, development, and innovation. This strategy funds the work of the agency to serve as a resource and partner with institutions of higher education and policymakers to achieve these goals.

EXPLANATION OF BIENNIAL CHANGE (includes Rider amounts):

<u>STRATEGY BIENNIAL TOTAL - ALL FUNDS</u>		<u>BIENNIAL CHANGE</u>	<u>EXPLANATION OF BIENNIAL CHANGE</u>	
<u>Base Spending (Est 2022 + Bud 2023)</u>	<u>Baseline Request (BL 2024 + BL 2025)</u>		<u>\$ Amount</u>	<u>Explanation(s) of Amount (must specify MOFs and FTEs)</u>
\$47,059,092	\$46,510,756	\$(548,336)	\$(548,336)	Removal capital complex move funding from the base.
			\$(548,336)	Total of Explanation of Biennial Change

781 Higher Education Coordinating Board

GOAL: 1 Higher Education Support
OBJECTIVE: 1 Higher Education Support
STRATEGY: 2 Student Loan Programs

Service Categories:

Service: 20 Income: A.2 Age: B.3

CODE	DESCRIPTION	Exp 2021	Est 2022	Bud 2023	BL 2024	BL 2025
Output Measures:						
1	Number of Student Loans Originated	9,754.00	12,000.00	12,000.00	10,000.00	10,000.00
2	Dollar Amount of Loans Made	114,512,654.00	176,500,000.00	180,000,000.00	120,000,000.00	120,000,000.00
Efficiency Measures:						
1	3 Yr Cohort Default Rate Hinson-hazlewood State Loan Programs	6.70	7.00	7.00	7.50	7.50
Objects of Expense:						
1001	SALARIES AND WAGES	\$3,160,576	\$3,572,197	\$3,572,197	\$3,572,197	\$3,572,197
1002	OTHER PERSONNEL COSTS	\$83,633	\$61,673	\$61,673	\$61,673	\$61,673
2001	PROFESSIONAL FEES AND SERVICES	\$1,027,035	\$689,585	\$689,585	\$689,585	\$689,585
2003	CONSUMABLE SUPPLIES	\$22	\$6,000	\$6,000	\$6,000	\$6,000
2004	UTILITIES	\$91,081	\$0	\$0	\$0	\$0
2005	TRAVEL	\$0	\$5,325	\$11,325	\$11,325	\$11,325
2007	RENT - MACHINE AND OTHER	\$0	\$930,000	\$1,930,000	\$1,930,000	\$1,930,000
2009	OTHER OPERATING EXPENSE	\$1,779,239	\$1,350,782	\$1,372,281	\$1,372,281	\$1,372,281
TOTAL, OBJECT OF EXPENSE		\$6,141,586	\$6,615,562	\$7,643,061	\$7,643,061	\$7,643,061

Method of Financing:

781 Higher Education Coordinating Board

GOAL: 1 Higher Education Support
OBJECTIVE: 1 Higher Education Support
STRATEGY: 2 Student Loan Programs

Service Categories:

Service: 20 Income: A.2 Age: B.3

CODE	DESCRIPTION	Exp 2021	Est 2022	Bud 2023	BL 2024	BL 2025
1	General Revenue Fund	\$200,000	\$500,000	\$500,000	\$500,000	\$500,000
SUBTOTAL, MOF (GENERAL REVENUE FUNDS)		\$200,000	\$500,000	\$500,000	\$500,000	\$500,000
Method of Financing:						
5103	Texas B-on-Time Student Loan Acct	\$1,648,686	\$2,594,804	\$2,614,027	\$2,604,416	\$2,604,415
SUBTOTAL, MOF (GENERAL REVENUE FUNDS - DEDICATED)		\$1,648,686	\$2,594,804	\$2,614,027	\$2,604,416	\$2,604,415
Method of Financing:						
997	Other Funds, estimated	\$4,292,900	\$3,520,758	\$4,529,034	\$4,538,645	\$4,538,646
SUBTOTAL, MOF (OTHER FUNDS)		\$4,292,900	\$3,520,758	\$4,529,034	\$4,538,645	\$4,538,646
TOTAL, METHOD OF FINANCE (INCLUDING RIDERS)					\$7,643,061	\$7,643,061
TOTAL, METHOD OF FINANCE (EXCLUDING RIDERS)		\$6,141,586	\$6,615,562	\$7,643,061	\$7,643,061	\$7,643,061
FULL TIME EQUIVALENT POSITIONS:		53.9	62.5	62.5	62.5	62.5
STRATEGY DESCRIPTION AND JUSTIFICATION:						

781 Higher Education Coordinating Board

GOAL:	1	Higher Education Support	
OBJECTIVE:	1	Higher Education Support	Service Categories:
STRATEGY:	2	Student Loan Programs	Service: 20 Income: A.2 Age: B.3

CODE	DESCRIPTION	Exp 2021	Est 2022	Bud 2023	BL 2024	BL 2025
------	-------------	----------	----------	----------	---------	---------

This strategy provides funding to service loans under the Hinson-Hazlewood Student Loan Program (HHSLP), which is self-supporting through bond proceeds and loan repayments. The College Access Loan (CAL) is part of the HHSLP and provides eligible students at Texas institutions with one of the lowest interest rates in the country . It is authorized by Texas Education Code, Chapter 52, and governed by Coordinating Board rule. The Texas Armed Services Scholarship Program (TASSP), also part of the HHSLP, provides a forgivable loan and is aimed at encouraging students to become members or commissioned officers of the U.S. armed services. Several former loan programs, including the B-On-Time Loan Program, continue to be serviced although no new loans are being originated. Quality service is achieved through timely loan processing, customer service standards, and enforcement of collections, which contribute to the fiscal soundness of the interest and sinking fund that is used for the repayment of the bonds under the HHSLP.

EXTERNAL/INTERNAL FACTORS IMPACTING STRATEGY:

The state's updated, long-range strategic plan for higher education -Building a Talent Strong Texas - includes as one of its key indicators that 95% of Texas graduates will hold no undergraduate debt or manageable levels of debt in relation to their potential earnings . The low-interest loan options provided through the Coordinating Board support this goal.

EXPLANATION OF BIENNIAL CHANGE (includes Rider amounts):

<u>STRATEGY BIENNIAL TOTAL - ALL FUNDS</u>		<u>BIENNIAL CHANGE</u>	<u>EXPLANATION OF BIENNIAL CHANGE</u>	
<u>Base Spending (Est 2022 + Bud 2023)</u>	<u>Baseline Request (BL 2024 + BL 2025)</u>		<u>\$ Amount</u>	<u>Explanation(s) of Amount (must specify MOFs and FTEs)</u>
\$14,258,623	\$15,286,122	\$1,027,499	\$1,027,499	The total incremental change was due to an increase in Loan Funds during FY23.
			<u>\$1,027,499</u>	Total of Explanation of Biennial Change

781 Higher Education Coordinating Board

GOAL: 1 Higher Education Support
OBJECTIVE: 1 Higher Education Support
STRATEGY: 3 College Readiness and Success

Service Categories:

Service: 19 Income: A.2 Age: B.3

CODE	DESCRIPTION	Exp 2021	Est 2022	Bud 2023	BL 2024	BL 2025
Output Measures:						
KEY 1	Increase in Fall Student Headcount Enrollment	(61,378.00)	25,500.00	25,500.00	16,457.00	16,621.00
KEY 2	One Year Persistence Rates for Public Universities	0.00	0.00	0.00	85.31	87.00
KEY 3	1-yr Persist Rate Public Community, Tech & State Colleges	0.00	0.00	0.00	67.00	68.00
KEY 4	2-year to 4-year Transfer Rate	0.00	0.00	0.00	27.00	27.00
Efficiency Measures:						
1	Number of High Schools Served	108.00	112.00	112.00	112.00	112.00
2	Number of Texas Educators That Access Texas Oncourse Academy	0.00	0.00	0.00	12,219.00	12,219.00
Explanatory/Input Measures:						
KEY 1	Dollars Appropriated for Developmental Education	51,577,205.00	57,893,729.00	57,893,729.00	41,122,509.00	41,122,509.00
2	# Afr Amer Std Cmp Degree/Cert at Tx Inst Higher Ed	20,157.00	24,478.00	25,750.00	29,391.00	29,684.00
3	# Hispanic Stds Cmp Degree/Cert at Tx Inst Higher Ed	60,917.00	65,695.00	69,107.00	1,014,652.00	101,452.00
4	Number Female UG Completing Degree/Certificate Texas Pub Institutions	0.00	0.00	0.00	155,354.00	156,907.00
5	Number of Male UG Completing Degree/Certificate Texas Pub Institutions	0.00	0.00	0.00	103,114.00	104,114.00
Objects of Expense:						

781 Higher Education Coordinating Board

GOAL: 1 Higher Education Support
OBJECTIVE: 1 Higher Education Support
STRATEGY: 3 College Readiness and Success

Service Categories:

Service: 19 Income: A.2 Age: B.3

CODE	DESCRIPTION	Exp 2021	Est 2022	Bud 2023	BL 2024	BL 2025
1001	SALARIES AND WAGES	\$1,255,365	\$1,200,731	\$1,344,546	\$1,344,546	\$1,344,546
1002	OTHER PERSONNEL COSTS	\$23,994	\$30,241	\$30,241	\$30,241	\$30,241
2001	PROFESSIONAL FEES AND SERVICES	\$2,231,294	\$1,092,625	\$895,400	\$895,400	\$895,400
2003	CONSUMABLE SUPPLIES	\$769	\$0	\$0	\$0	\$0
2005	TRAVEL	\$1,241	\$20,000	\$20,000	\$20,000	\$20,000
2009	OTHER OPERATING EXPENSE	\$907,592	\$357,053	\$112,135	\$112,135	\$112,135
4000	GRANTS	\$2,683,225	\$3,317,958	\$3,317,958	\$3,576,375	\$3,576,375
TOTAL, OBJECT OF EXPENSE		\$7,103,480	\$6,018,608	\$5,720,280	\$5,978,697	\$5,978,697
Method of Financing:						
1	General Revenue Fund	\$6,054,614	\$4,549,594	\$4,747,880	\$4,648,737	\$4,648,737
SUBTOTAL, MOF (GENERAL REVENUE FUNDS)		\$6,054,614	\$4,549,594	\$4,747,880	\$4,648,737	\$4,648,737
Method of Financing:						
666	Appropriated Receipts	\$1,048,866	\$1,469,014	\$972,400	\$1,329,960	\$1,329,960
SUBTOTAL, MOF (OTHER FUNDS)		\$1,048,866	\$1,469,014	\$972,400	\$1,329,960	\$1,329,960

781 Higher Education Coordinating Board

GOAL: 1 Higher Education Support
OBJECTIVE: 1 Higher Education Support
STRATEGY: 3 College Readiness and Success

Service Categories:

Service: 19 Income: A.2 Age: B.3

CODE	DESCRIPTION	Exp 2021	Est 2022	Bud 2023	BL 2024	BL 2025
TOTAL, METHOD OF FINANCE (INCLUDING RIDERS)					\$5,978,697	\$5,978,697
TOTAL, METHOD OF FINANCE (EXCLUDING RIDERS)		\$7,103,480	\$6,018,608	\$5,720,280	\$5,978,697	\$5,978,697
FULL TIME EQUIVALENT POSITIONS:		15.0	14.4	19.0	19.0	19.0

STRATEGY DESCRIPTION AND JUSTIFICATION:

These funds assist Texans to prepare for, enter, and/or reenter higher education. The programs funded under this strategy include initiatives that advance quality advising for all Texas students, improve the effectiveness and delivery of developmental education, identify and assist adults with some college but no degree to complete a postsecondary credential, and promote and expand proven student success practices across higher education. Rider 52 (87R GAA) provides that the distribution of funds in this strategy includes, but is not limited to, support for the AdviseTX and developmental education programs at the Coordinating Board.

EXTERNAL/INTERNAL FACTORS IMPACTING STRATEGY:

The impact to K-12 and higher education caused by the coronavirus pandemic presents an enormous challenge for many Texas students who had their college and career pathway significantly disrupted. Many lost or had limited access to traditional supports and will need help getting back on track to complete a credential. It will be critical to develop and scale technologies and programs that will effectively support students throughout the public and higher education pipeline .

781 Higher Education Coordinating Board

GOAL: 1 Higher Education Support
OBJECTIVE: 1 Higher Education Support
STRATEGY: 3 College Readiness and Success

Service Categories:

Service: 19 Income: A.2 Age: B.3

CODE	DESCRIPTION	Exp 2021	Est 2022	Bud 2023	BL 2024	BL 2025
------	-------------	----------	----------	----------	---------	---------

EXPLANATION OF BIENNIAL CHANGE (includes Rider amounts):

<u>STRATEGY BIENNIAL TOTAL - ALL FUNDS</u>		<u>BIENNIAL CHANGE</u>	<u>EXPLANATION OF BIENNIAL CHANGE</u>	
<u>Base Spending (Est 2022 + Bud 2023)</u>	<u>Baseline Request (BL 2024 + BL 2025)</u>		<u>\$ Amount</u>	<u>Explanation(s) of Amount (must specify MOFs and FTEs)</u>
\$11,738,888	\$11,957,394	\$218,506	\$218,506	Due to personnel changes and salary changes.
			<u>\$218,506</u>	Total of Explanation of Biennial Change

781 Higher Education Coordinating Board

GOAL: 1 Higher Education Support
OBJECTIVE: 1 Higher Education Support
STRATEGY: 4 Texas OnCourse Program

Service Categories:

Service: 19 Income: A.2 Age: B.3

CODE	DESCRIPTION	Exp 2021	Est 2022	Bud 2023	BL 2024	BL 2025
Objects of Expense:						
1001	SALARIES AND WAGES	\$107,060	\$2,393,058	\$2,450,034	\$2,450,034	\$2,450,034
1002	OTHER PERSONNEL COSTS	\$26,876	\$5,868	\$6,000	\$6,000	\$6,000
2001	PROFESSIONAL FEES AND SERVICES	\$52,250	\$45,620	\$48,110	\$48,110	\$48,110
2003	CONSUMABLE SUPPLIES	\$0	\$30,000	\$30,000	\$30,000	\$30,000
2005	TRAVEL	\$0	\$40,000	\$40,000	\$40,000	\$40,000
2009	OTHER OPERATING EXPENSE	\$112,352	\$3,960,243	\$1,213,906	\$1,440,087	\$1,440,086
TOTAL, OBJECT OF EXPENSE		\$298,538	\$6,474,789	\$3,788,050	\$4,014,231	\$4,014,230
Method of Financing:						
1	General Revenue Fund	\$0	\$4,240,411	\$3,788,050	\$4,014,231	\$4,014,230
SUBTOTAL, MOF (GENERAL REVENUE FUNDS)		\$0	\$4,240,411	\$3,788,050	\$4,014,231	\$4,014,230
Method of Financing:						
777	Interagency Contracts	\$298,538	\$2,234,378	\$0	\$0	\$0
SUBTOTAL, MOF (OTHER FUNDS)		\$298,538	\$2,234,378	\$0	\$0	\$0

781 Higher Education Coordinating Board

GOAL: 1 Higher Education Support
OBJECTIVE: 1 Higher Education Support
STRATEGY: 4 Texas OnCourse Program

Service Categories:

Service: 19 Income: A.2 Age: B.3

CODE	DESCRIPTION	Exp 2021	Est 2022	Bud 2023	BL 2024	BL 2025
TOTAL, METHOD OF FINANCE (INCLUDING RIDERS)					\$4,014,231	\$4,014,230
TOTAL, METHOD OF FINANCE (EXCLUDING RIDERS)		\$298,538	\$6,474,789	\$3,788,050	\$4,014,231	\$4,014,230
FULL TIME EQUIVALENT POSITIONS:		16.6	30.1	30.8	30.8	30.8

STRATEGY DESCRIPTION AND JUSTIFICATION:

Since 2015, the Texas Legislature has invested in improving college and career planning and readiness through Texas OnCourse (TXOC). In 2021, the 87th Legislature moved operations from The University of Texas at Austin to the Coordinating Board. With TXOC, all Texas high school graduates, no matter where they come from or where they are headed, have a plan for what is next. To date, the initiative has met and exceeded its goals in providing college and career planning resources to educators, students, and families. One of TXOC's signature offerings, the Academy has been recognized as the nation's most comprehensive digital learning platform for college and career advising, and is used by numerous educators across the state. While the Academy was originally designed to support effective advising for K-12 educators, it has now expanded to serve higher education advisors as well.

EXTERNAL/INTERNAL FACTORS IMPACTING STRATEGY:

HB 2827 (87R) and Rider 53 (87R GAA) transferred statutory responsibility, associated funding, and FTEs for TXOC from the Center for Teaching and Learning at The University of Texas at Austin to the Coordinating Board. The program is now fully housed and integrated at the agency. In the post-pandemic recovery, it is more important than ever that students who had their college and career pathways disrupted have access to tools and high-quality advising that will help them navigate their secondary and postsecondary options.

781 Higher Education Coordinating Board

GOAL: 1 Higher Education Support
OBJECTIVE: 1 Higher Education Support
STRATEGY: 4 Texas OnCourse Program

Service Categories:

Service: 19 Income: A.2 Age: B.3

CODE	DESCRIPTION	Exp 2021	Est 2022	Bud 2023	BL 2024	BL 2025
------	-------------	----------	----------	----------	---------	---------

EXPLANATION OF BIENNIAL CHANGE (includes Rider amounts):

<u>STRATEGY BIENNIAL TOTAL - ALL FUNDS</u>		<u>BIENNIAL CHANGE</u>	<u>EXPLANATION OF BIENNIAL CHANGE</u>	
<u>Base Spending (Est 2022 + Bud 2023)</u>	<u>Baseline Request (BL 2024 + BL 2025)</u>		<u>\$ Amount</u>	<u>Explanation(s) of Amount (must specify MOFs and FTEs)</u>
\$10,262,839	\$8,028,461	\$(2,234,378)	\$(2,234,378)	Removal of onetime UT transfer funding.
			<u>\$(2,234,378)</u>	Total of Explanation of Biennial Change

781 Higher Education Coordinating Board

GOAL:	1	Higher Education Support	
OBJECTIVE:	1	Higher Education Support	Service Categories:
STRATEGY:	5	Texas Reskilling and Upskilling Program	Service: 19 Income: A.2 Age: B.3

CODE	DESCRIPTION	Exp 2021	Est 2022	Bud 2023	BL 2024	BL 2025
Objects of Expense:						
4000	GRANTS	\$0	\$15,000,000	\$0	\$0	\$0
TOTAL, OBJECT OF EXPENSE		\$0	\$15,000,000	\$0	\$0	\$0
Method of Financing:						
325	Coronavirus Relief Fund					
	21.027.119 COV19 State Fiscal Recovery	\$0	\$15,000,000	\$0	\$0	\$0
CFDA Subtotal, Fund	325	\$0	\$15,000,000	\$0	\$0	\$0
SUBTOTAL, MOF (FEDERAL FUNDS)		\$0	\$15,000,000	\$0	\$0	\$0
TOTAL, METHOD OF FINANCE (INCLUDING RIDERS)					\$0	\$0
TOTAL, METHOD OF FINANCE (EXCLUDING RIDERS)		\$0	\$15,000,000	\$0	\$0	\$0

FULL TIME EQUIVALENT POSITIONS:

STRATEGY DESCRIPTION AND JUSTIFICATION:

The goal of the Texas Reskilling and Upskilling for Education (TRUE) Grant Program is to build a talent strong Texas through the creation, redesign, and expansion of workforce education and training programs in high-demand occupations.

781 Higher Education Coordinating Board

GOAL: 1 Higher Education Support
OBJECTIVE: 1 Higher Education Support Service Categories:
STRATEGY: 5 Texas Reskilling and Upskilling Program Service: 19 Income: A.2 Age: B.3

CODE	DESCRIPTION	Exp 2021	Est 2022	Bud 2023	BL 2024	BL 2025
------	-------------	----------	----------	----------	---------	---------

EXTERNAL/INTERNAL FACTORS IMPACTING STRATEGY:

Disruptions due to COVID-19 have accelerated changes that were already underway in the Texas economy. Many Texans require education, training, or reskilling to meet workforce needs. The TRUE Grant Program, authorized in SB 1102 (87R) is helping meet the needs by accelerating opportunities and pathways to employment.

EXPLANATION OF BIENNIAL CHANGE (includes Rider amounts):

<u>STRATEGY BIENNIAL TOTAL - ALL FUNDS</u>		<u>BIENNIAL CHANGE</u>	<u>EXPLANATION OF BIENNIAL CHANGE</u>	
<u>Base Spending (Est 2022 + Bud 2023)</u>	<u>Baseline Request (BL 2024 + BL 2025)</u>		<u>\$ Amount</u>	<u>Explanation(s) of Amount (must specify MOFs and FTEs)</u>
\$15,000,000	\$0	\$(15,000,000)	\$(15,000,000)	SB8 received FY22.
			\$(15,000,000)	Total of Explanation of Biennial Change

781 Higher Education Coordinating Board

GOAL: 1 Higher Education Support
OBJECTIVE: 1 Higher Education Support
STRATEGY: 6 Performance Based Funding for At-risk Students

Service Categories:

Service: 19 Income: A.2 Age: B.3

CODE	DESCRIPTION	Exp 2021	Est 2022	Bud 2023	BL 2024	BL 2025
Objects of Expense:						
4000	GRANTS	\$0	\$20,000,000	\$0	\$0	\$0
TOTAL, OBJECT OF EXPENSE		\$0	\$20,000,000	\$0	\$0	\$0
Method of Financing:						
325	Coronavirus Relief Fund					
	21.027.119 COV19 State Fiscal Recovery	\$0	\$20,000,000	\$0	\$0	\$0
CFDA Subtotal, Fund	325	\$0	\$20,000,000	\$0	\$0	\$0
SUBTOTAL, MOF (FEDERAL FUNDS)		\$0	\$20,000,000	\$0	\$0	\$0
TOTAL, METHOD OF FINANCE (INCLUDING RIDERS)					\$0	\$0
TOTAL, METHOD OF FINANCE (EXCLUDING RIDERS)		\$0	\$20,000,000	\$0	\$0	\$0

FULL TIME EQUIVALENT POSITIONS:

STRATEGY DESCRIPTION AND JUSTIFICATION:

The Comprehensive Regional University (CRU) Fund provides support to comprehensive regional universities to serve at-risk students, help meet the state's workforce needs, and enhance their regional economies.

781 Higher Education Coordinating Board

GOAL: 1 Higher Education Support
OBJECTIVE: 1 Higher Education Support Service Categories:
STRATEGY: 6 Performance Based Funding for At-risk Students Service: 19 Income: A.2 Age: B.3

CODE	DESCRIPTION	Exp 2021	Est 2022	Bud 2023	BL 2024	BL 2025
------	-------------	----------	----------	----------	---------	---------

EXTERNAL/INTERNAL FACTORS IMPACTING STRATEGY:

Comprehensive regional universities serve a growing population of at-risk students who require additional support. Across all goals, Building a Talent Strong Texas emphasizes the importance of advancing equity and opportunity. This funding helps advance equal opportunities for the benefit of all Texans.

EXPLANATION OF BIENNIAL CHANGE (includes Rider amounts):

<u>STRATEGY BIENNIAL TOTAL - ALL FUNDS</u>		<u>BIENNIAL CHANGE</u>	<u>EXPLANATION OF BIENNIAL CHANGE</u>	
<u>Base Spending (Est 2022 + Bud 2023)</u>	<u>Baseline Request (BL 2024 + BL 2025)</u>		<u>\$ Amount</u>	<u>Explanation(s) of Amount (must specify MOFs and FTEs)</u>
\$20,000,000	\$0	\$(20,000,000)	\$(20,000,000)	SB8 received FY22.
			\$(20,000,000)	Total of Explanation of Biennial Change

781 Higher Education Coordinating Board

GOAL: 1 Higher Education Support
OBJECTIVE: 1 Higher Education Support
STRATEGY: 7 University Construction

Service Categories:

Service: 19 Income: A.2 Age: B.3

CODE	DESCRIPTION	Exp 2021	Est 2022	Bud 2023	BL 2024	BL 2025
Objects of Expense:						
4000	GRANTS	\$0	\$325,000,000	\$0	\$0	\$0
TOTAL, OBJECT OF EXPENSE		\$0	\$325,000,000	\$0	\$0	\$0
Method of Financing:						
1	General Revenue Fund	\$0	\$325,000,000	\$0	\$0	\$0
SUBTOTAL, MOF (GENERAL REVENUE FUNDS)		\$0	\$325,000,000	\$0	\$0	\$0
TOTAL, METHOD OF FINANCE (INCLUDING RIDERS)					\$0	\$0
TOTAL, METHOD OF FINANCE (EXCLUDING RIDERS)		\$0	\$325,000,000	\$0	\$0	\$0

FULL TIME EQUIVALENT POSITIONS:

STRATEGY DESCRIPTION AND JUSTIFICATION:

Provide funding for debt service for institutions' eligible capital projects, as authorized in SB 52 (87th 3rd called Special Session).

EXTERNAL/INTERNAL FACTORS IMPACTING STRATEGY:

NA

781 Higher Education Coordinating Board

GOAL: 1 Higher Education Support
OBJECTIVE: 1 Higher Education Support
STRATEGY: 7 University Construction

Service Categories:

Service: 19 Income: A.2 Age: B.3

CODE	DESCRIPTION	Exp 2021	Est 2022	Bud 2023	BL 2024	BL 2025
------	-------------	----------	----------	----------	---------	---------

EXPLANATION OF BIENNIAL CHANGE (includes Rider amounts):

<u>STRATEGY BIENNIAL TOTAL - ALL FUNDS</u>		<u>BIENNIAL CHANGE</u>	<u>EXPLANATION OF BIENNIAL CHANGE</u>	
<u>Base Spending (Est 2022 + Bud 2023)</u>	<u>Baseline Request (BL 2024 + BL 2025)</u>		<u>\$ Amount</u>	<u>Explanation(s) of Amount (must specify MOFs and FTEs)</u>
\$325,000,000	\$0	\$(325,000,000)	\$(325,000,000)	SB8 received FY22.
			<u>\$(325,000,000)</u>	Total of Explanation of Biennial Change

781 Higher Education Coordinating Board

GOAL: 2 Affordability and Debt

OBJECTIVE: 1 Provide Programs Which Make Financial Assistance Available to Students

Service Categories:

STRATEGY: 1 Towards Excellence, Access and Success Grant Program

Service: 20

Income: A.2

Age: B.3

CODE	DESCRIPTION	Exp 2021	Est 2022	Bud 2023	BL 2024	BL 2025
Output Measures:						
KEY 1	Number of Students Receiving Texas Grants	88,124.00	87,000.00	87,000.00	89,000.00	89,000.00
KEY 2	% Texas Grant Recipients with BA within Four Academic Years	34.00 %	29.00 %	29.00 %	32.00 %	32.00 %
KEY 3	% Texas Grant Recipients with BA within Six Academic Years	59.10 %	55.00 %	55.00 %	57.00 %	57.00 %
Objects of Expense:						
4000	GRANTS	\$401,944,638	\$475,058,160	\$475,058,160	\$475,058,160	\$475,058,160
TOTAL, OBJECT OF EXPENSE		\$401,944,638	\$475,058,160	\$475,058,160	\$475,058,160	\$475,058,160
Method of Financing:						
1	General Revenue Fund	\$401,941,968	\$475,053,160	\$475,053,160	\$475,053,160	\$475,053,160
SUBTOTAL, MOF (GENERAL REVENUE FUNDS)		\$401,941,968	\$475,053,160	\$475,053,160	\$475,053,160	\$475,053,160
Method of Financing:						
998	Other Special State Funds	\$2,670	\$5,000	\$5,000	\$5,000	\$5,000
SUBTOTAL, MOF (OTHER FUNDS)		\$2,670	\$5,000	\$5,000	\$5,000	\$5,000

781 Higher Education Coordinating Board

GOAL:	2	Affordability and Debt	
OBJECTIVE:	1	Provide Programs Which Make Financial Assistance Available to Students	Service Categories:
STRATEGY:	1	Towards Excellence, Access and Success Grant Program	Service: 20 Income: A.2 Age: B.3

CODE	DESCRIPTION	Exp 2021	Est 2022	Bud 2023	BL 2024	BL 2025
TOTAL, METHOD OF FINANCE (INCLUDING RIDERS)					\$475,058,160	\$475,058,160
TOTAL, METHOD OF FINANCE (EXCLUDING RIDERS)		\$401,944,638	\$475,058,160	\$475,058,160	\$475,058,160	\$475,058,160

FULL TIME EQUIVALENT POSITIONS:

STRATEGY DESCRIPTION AND JUSTIFICATION:

The Toward EXcellence, Access, & Success (TEXAS) Grant Program, established in 1999, is authorized in TEC 56.301-56.311 (Subchapter M). The purpose of the program is to ensure coverage of tuition & fees for academically prepared Texas high school graduates with financial need enrolled on at least a three-quarter basis in a baccalaureate program. Priority is given to students receiving renewal awards, with priority for initial awards given to students who met at least 2 of 4 academic preparedness criteria.

To remain eligible, students must meet specified academic progress and GPA requirements. The maximum annual grant allowed is the average statewide amount of tuition & fees at public universities, though a lower target award (\$5,000) has been recommended in previous biennia to spread limited dollars to more students. A unique feature of this program is that institutions must ensure that all tuition and fees for each TEXAS Grant recipient are covered by non-loan aid.

As the state's primary assistance program supporting financially needy students at public universities, the TEXAS Grant Program provides crucial support to ensure the state is advancing access to higher education equitably.

EXTERNAL/INTERNAL FACTORS IMPACTING STRATEGY:

781 Higher Education Coordinating Board

GOAL: 2 Affordability and Debt

OBJECTIVE: 1 Provide Programs Which Make Financial Assistance Available to Students Service Categories:

STRATEGY: 1 Towards Excellence, Access and Success Grant Program Service: 20 Income: A.2 Age: B.3

CODE	DESCRIPTION	Exp 2021	Est 2022	Bud 2023	BL 2024	BL 2025
------	-------------	----------	----------	----------	---------	---------

The lingering impact of the pandemic on students' financial circumstances is likely to create additional demand for state financial aid programs during the FY24-25 biennium. The end of federal COVID relief programs, which provided significant but temporary additional financial aid for students during the pandemic, may also increase demand for state financial aid, resulting in the need for additional funding for the TEXAS Grant Program.

EXPLANATION OF BIENNIAL CHANGE (includes Rider amounts):

<u>STRATEGY BIENNIAL TOTAL - ALL FUNDS</u>		<u>BIENNIAL CHANGE</u>	<u>EXPLANATION OF BIENNIAL CHANGE</u>	
<u>Base Spending (Est 2022 + Bud 2023)</u>	<u>Baseline Request (BL 2024 + BL 2025)</u>		<u>\$ Amount</u>	<u>Explanation(s) of Amount (must specify MOFs and FTEs)</u>
\$950,116,320	\$950,116,320	\$0	\$0	Consolidated B.1.10.
			\$0	Total of Explanation of Biennial Change

781 Higher Education Coordinating Board

GOAL: 2 Affordability and Debt

OBJECTIVE: 1 Provide Programs Which Make Financial Assistance Available to Students

Service Categories:

STRATEGY: 4 Tuition Equalization Grants

Service: 20

Income: A.1

Age: B.3

CODE	DESCRIPTION	Exp 2021	Est 2022	Bud 2023	BL 2024	BL 2025
Output Measures:						
KEY 1	Number of Students Receiving TEG Awards	25,186.00	25,000.00	25,000.00	29,000.00	29,000.00
2	% TEG Recipients Who are Minority Students	64.06 %	67.00 %	67.00 %	67.00 %	67.00 %
KEY 3	% TEG Recipients who Earn BA within Four Academic Years	42.10 %	40.00 %	40.00 %	42.00 %	42.00 %
Objects of Expense:						
4000	GRANTS	\$82,680,992	\$97,913,339	\$97,913,338	\$97,913,339	\$97,913,339
TOTAL, OBJECT OF EXPENSE		\$82,680,992	\$97,913,339	\$97,913,338	\$97,913,339	\$97,913,339
Method of Financing:						
1	General Revenue Fund	\$82,680,992	\$97,913,339	\$97,913,338	\$97,913,339	\$97,913,339
SUBTOTAL, MOF (GENERAL REVENUE FUNDS)		\$82,680,992	\$97,913,339	\$97,913,338	\$97,913,339	\$97,913,339
TOTAL, METHOD OF FINANCE (INCLUDING RIDERS)					\$97,913,339	\$97,913,339
TOTAL, METHOD OF FINANCE (EXCLUDING RIDERS)		\$82,680,992	\$97,913,339	\$97,913,338	\$97,913,339	\$97,913,339
FULL TIME EQUIVALENT POSITIONS:						

781 Higher Education Coordinating Board

GOAL: 2 Affordability and Debt

OBJECTIVE: 1 Provide Programs Which Make Financial Assistance Available to Students Service Categories:

STRATEGY: 4 Tuition Equalization Grants Service: 20 Income: A.1 Age: B.3

CODE	DESCRIPTION	Exp 2021	Est 2022	Bud 2023	BL 2024	BL 2025
------	-------------	----------	----------	----------	---------	---------

STRATEGY DESCRIPTION AND JUSTIFICATION:

The Tuition Equalization Grant (TEG) Program, established in 1971, is authorized under TEC 61.221-61.230 (Subchapter F). The purpose of the program is to provide grant aid to students with financial need attending private or independent nonprofit institutions who are Texas residents and enroll on at least a three-quarter basis. To remain eligible, students must meet specified academic progress and GPA requirements. The maximum annual grant allowed is one half the per-student appropriation for public universities in the previous biennium, though students with exceptional need may receive up to 150% of the basic maximum award.

As one of the state's three signature grant programs supporting financially needy students, the TEG Program is critical to achieving the state's goals under the Building a Talent Strong Texas plan.

EXTERNAL/INTERNAL FACTORS IMPACTING STRATEGY:

The lingering impact of the pandemic on students' financial circumstances is likely to create additional demand for state financial aid programs during the FY24-25 biennium. The end of federal COVID relief programs, which provided significant but temporary additional financial aid for students during the pandemic, may also increase demand for state financial aid, resulting in the need for additional funding for the TEG Program.

EXPLANATION OF BIENNIAL CHANGE (includes Rider amounts):

<u>STRATEGY BIENNIAL TOTAL - ALL FUNDS</u>		<u>BIENNIAL CHANGE</u>	<u>EXPLANATION OF BIENNIAL CHANGE</u>	
<u>Base Spending (Est 2022 + Bud 2023)</u>	<u>Baseline Request (BL 2024 + BL 2025)</u>		<u>\$ Amount</u>	<u>Explanation(s) of Amount (must specify MOFs and FTEs)</u>
\$195,826,677	\$195,826,678	\$1	\$1	Rounding
			\$1	Total of Explanation of Biennial Change

781 Higher Education Coordinating Board

GOAL: 2 Affordability and Debt

OBJECTIVE: 1 Provide Programs Which Make Financial Assistance Available to Students

Service Categories:

STRATEGY: 5 Texas Educational Opportunity Grants Public Community Colleges

Service: 20

Income: A.1

Age: B.3

CODE	DESCRIPTION	Exp 2021	Est 2022	Bud 2023	BL 2024	BL 2025
Output Measures:						
KEY 1	% Teog Recip Tx Pub Cc Fall with Assoc. Transferred to 4 Yr Coll.	42.71 %	43.00 %	43.50 %	42.00 %	42.00 %
KEY 2	Number of Community College Students Receiving a TEOG	0.00	0.00	0.00	21,000.00	21,000.00
Objects of Expense:						
4000	GRANTS	\$45,917,063	\$48,500,445	\$48,500,444	\$48,500,445	\$48,500,445
TOTAL, OBJECT OF EXPENSE		\$45,917,063	\$48,500,445	\$48,500,444	\$48,500,445	\$48,500,445
Method of Financing:						
1	General Revenue Fund	\$45,917,063	\$48,500,445	\$48,500,444	\$48,500,445	\$48,500,445
SUBTOTAL, MOF (GENERAL REVENUE FUNDS)		\$45,917,063	\$48,500,445	\$48,500,444	\$48,500,445	\$48,500,445
TOTAL, METHOD OF FINANCE (INCLUDING RIDERS)					\$48,500,445	\$48,500,445
TOTAL, METHOD OF FINANCE (EXCLUDING RIDERS)		\$45,917,063	\$48,500,445	\$48,500,444	\$48,500,445	\$48,500,445
FULL TIME EQUIVALENT POSITIONS:						

781 Higher Education Coordinating Board

GOAL: 2 Affordability and Debt

OBJECTIVE: 1 Provide Programs Which Make Financial Assistance Available to Students Service Categories:

STRATEGY: 5 Texas Educational Opportunity Grants Public Community Colleges Service: 20 Income: A.1 Age: B.3

CODE	DESCRIPTION	Exp 2021	Est 2022	Bud 2023	BL 2024	BL 2025
------	-------------	----------	----------	----------	---------	---------

STRATEGY DESCRIPTION AND JUSTIFICATION:

The Texas Educational Opportunity Grant (TEOG), established in 2001, is authorized by TEC 56.401-56.4075 (Subchapter P). The purpose of the program is to provide coverage of tuition & fees for high school graduates with financial need who are Texas residents and enroll on at least a half-time basis in a public two-year institution of higher education. This strategy provides TEOG program funding specifically for public community colleges.

To remain eligible, students must meet specified academic progress and GPA requirements. The maximum grant is the average statewide amount of tuition & fees at public two-year institutions. A unique feature of this program is that institutions must ensure that all tuition and fees for each recipient are covered by non-loan aid.

As one of the state's primary assistance programs supporting financially needy students at public two-year institutions, the TEOG Program is critical to expanding economic mobility for historically underserved populations and achieving the state's goals under the Building a Talent Strong Texas plan.

EXTERNAL/INTERNAL FACTORS IMPACTING STRATEGY:

The lingering impact of the pandemic on students' financial circumstances is likely to create additional demand for state financial aid programs during the FY24-25 biennium. The end of federal COVID relief programs, which provided significant but temporary additional financial aid for students during the pandemic, may also increase demand for state financial aid, resulting in the need for additional funding for the TEOG Program.

781 Higher Education Coordinating Board

GOAL: 2 Affordability and Debt
OBJECTIVE: 1 Provide Programs Which Make Financial Assistance Available to Students Service Categories:
STRATEGY: 5 Texas Educational Opportunity Grants Public Community Colleges Service: 20 Income: A.1 Age: B.3

CODE	DESCRIPTION	Exp 2021	Est 2022	Bud 2023	BL 2024	BL 2025
------	-------------	----------	----------	----------	---------	---------

EXPLANATION OF BIENNIAL CHANGE (includes Rider amounts):

<u>STRATEGY BIENNIAL TOTAL - ALL FUNDS</u>		<u>BIENNIAL CHANGE</u>	<u>EXPLANATION OF BIENNIAL CHANGE</u>	
<u>Base Spending (Est 2022 + Bud 2023)</u>	<u>Baseline Request (BL 2024 + BL 2025)</u>		<u>\$ Amount</u>	<u>Explanation(s) of Amount (must specify MOFs and FTEs)</u>
\$97,000,889	\$97,000,890	\$1	\$1	Rounding
			<u>\$1</u>	Total of Explanation of Biennial Change

781 Higher Education Coordinating Board

GOAL: 2 Affordability and Debt

OBJECTIVE: 1 Provide Programs Which Make Financial Assistance Available to Students

STRATEGY: 6 Texas Educational Opportunity Grants Public State & Technical Colleges

Service Categories:
Service: 19 Income: A.2 Age: B.3

CODE	DESCRIPTION	Exp 2021	Est 2022	Bud 2023	BL 2024	BL 2025
Output Measures:						
KEY 1	Number of State and Technical Students Receiving a TEOG	0.00	0.00	0.00	1,000.00	1,000.00
Objects of Expense:						
4000	GRANTS	\$3,563,616	\$4,122,093	\$4,122,092	\$4,122,093	\$4,122,093
TOTAL, OBJECT OF EXPENSE		\$3,563,616	\$4,122,093	\$4,122,092	\$4,122,093	\$4,122,093
Method of Financing:						
1	General Revenue Fund	\$3,563,616	\$4,122,093	\$4,122,092	\$4,122,093	\$4,122,093
SUBTOTAL, MOF (GENERAL REVENUE FUNDS)		\$3,563,616	\$4,122,093	\$4,122,092	\$4,122,093	\$4,122,093
TOTAL, METHOD OF FINANCE (INCLUDING RIDERS)					\$4,122,093	\$4,122,093
TOTAL, METHOD OF FINANCE (EXCLUDING RIDERS)		\$3,563,616	\$4,122,093	\$4,122,092	\$4,122,093	\$4,122,093
FULL TIME EQUIVALENT POSITIONS:						
STRATEGY DESCRIPTION AND JUSTIFICATION:						

781 Higher Education Coordinating Board

GOAL: 2 Affordability and Debt

OBJECTIVE: 1 Provide Programs Which Make Financial Assistance Available to Students Service Categories:

STRATEGY: 6 Texas Educational Opportunity Grants Public State & Technical Colleges Service: 19 Income: A.2 Age: B.3

CODE	DESCRIPTION	Exp 2021	Est 2022	Bud 2023	BL 2024	BL 2025
------	-------------	----------	----------	----------	---------	---------

The Texas Educational Opportunity Grant (TEOG) program, established in 2001, is authorized under TEC 56.401-56.4075 (Subchapter P). The purpose of the program is to provide coverage of tuition & fees for high school graduates with financial need who are Texas residents and enroll on at least a half-time basis in a public two-year institution of higher education. This strategy provides TEOG program funding specifically for public state colleges and technical institutes.

To remain eligible, students must meet specified academic progress and GPA requirements. The maximum grant is the average statewide amount of tuition & fees at public two-year institutions. A unique feature of this program is that institutions must ensure that all tuition and fees for each recipient are covered by non-loan aid.

As one of the state's primary assistance program supporting financially needy students at public two-year institutions, the TEOG Program is critical to achieving the state's goals under the Building a Talent Strong Texas plan.

EXTERNAL/INTERNAL FACTORS IMPACTING STRATEGY:

The lingering impact of the pandemic on students' financial circumstances is likely to create additional demand for state financial aid programs during the FY24-25 biennium. The end of federal COVID relief programs, which provided significant but temporary additional financial aid for students during the pandemic, may also increase demand for state financial aid, resulting in the need for additional funding for the TEOG Program.

EXPLANATION OF BIENNIAL CHANGE (includes Rider amounts):

<u>STRATEGY BIENNIAL TOTAL - ALL FUNDS</u>		<u>BIENNIAL CHANGE</u>	<u>EXPLANATION OF BIENNIAL CHANGE</u>	
<u>Base Spending (Est 2022 + Bud 2023)</u>	<u>Baseline Request (BL 2024 + BL 2025)</u>		<u>\$ Amount</u>	<u>Explanation(s) of Amount (must specify MOFs and FTEs)</u>
\$8,244,185	\$8,244,186	\$1	\$1	Rounding
			\$1	Total of Explanation of Biennial Change

781 Higher Education Coordinating Board

GOAL: 2 Affordability and Debt

OBJECTIVE: 1 Provide Programs Which Make Financial Assistance Available to Students

Service Categories:

STRATEGY: 7 Texas College Work Study Program

Service: 20

Income: A.2

Age: B.3

CODE	DESCRIPTION	Exp 2021	Est 2022	Bud 2023	BL 2024	BL 2025
Objects of Expense:						
4000	GRANTS	\$7,057,046	\$9,169,523	\$9,169,523	\$9,169,523	\$9,169,523
TOTAL, OBJECT OF EXPENSE		\$7,057,046	\$9,169,523	\$9,169,523	\$9,169,523	\$9,169,523
Method of Financing:						
1	General Revenue Fund	\$7,057,046	\$9,169,523	\$9,169,523	\$9,169,523	\$9,169,523
SUBTOTAL, MOF (GENERAL REVENUE FUNDS)		\$7,057,046	\$9,169,523	\$9,169,523	\$9,169,523	\$9,169,523
TOTAL, METHOD OF FINANCE (INCLUDING RIDERS)					\$9,169,523	\$9,169,523
TOTAL, METHOD OF FINANCE (EXCLUDING RIDERS)		\$7,057,046	\$9,169,523	\$9,169,523	\$9,169,523	\$9,169,523
FULL TIME EQUIVALENT POSITIONS:						
STRATEGY DESCRIPTION AND JUSTIFICATION:						

781 Higher Education Coordinating Board

GOAL: 2 Affordability and Debt
OBJECTIVE: 1 Provide Programs Which Make Financial Assistance Available to Students Service Categories:
STRATEGY: 7 Texas College Work Study Program Service: 20 Income: A.2 Age: B.3

CODE	DESCRIPTION	Exp 2021	Est 2022	Bud 2023	BL 2024	BL 2025
------	-------------	----------	----------	----------	---------	---------

The Texas College Work-Study (TCWS) Program, established in 1989, and its component programs are authorized under TEC 56.071-56.082 (Subchapter E). The primary purpose of the program is to provide assistance in the form of part-time employment to students with financial need attending Texas public or private institutions. Unlike gift and loan aid, student participants earn funds to help cover educational expenses. Funding for the program is leveraged through a matching requirement whereby institutions and non-profit employers must provide funding for 25% of a student's wages, while for-profit employers must fund 50% of a student's wages.

The Work-Study Mentorship Program component, created in 2005, funds part-time positions for juniors and seniors mentoring students on academic probation at their institutions or mentoring local high school students. HB 3808 (86R) created the Texas Working Off-Campus: Reinforcing Knowledge and Skills (WORKS) Internship Program to connect higher education students with paid internship opportunities at private, non-profit, and governmental employers.

EXTERNAL/INTERNAL FACTORS IMPACTING STRATEGY:

The lingering impact of the pandemic on students' financial circumstances is likely to create additional demand for state financial aid programs during the FY24-25 biennium. The end of federal COVID relief programs, which provided significant but temporary additional financial aid for students during the pandemic, may also increase demand for state financial aid, resulting in the need for additional funding. Additionally, work study plays an important role in helping bridge the college-to-career transition for students and providing the Texas workforce with job-ready graduates to meet strong workforce demand.

EXPLANATION OF BIENNIAL CHANGE (includes Rider amounts):

<u>STRATEGY BIENNIAL TOTAL - ALL FUNDS</u>		<u>BIENNIAL CHANGE</u>	<u>EXPLANATION OF BIENNIAL CHANGE</u>	
<u>Base Spending (Est 2022 + Bud 2023)</u>	<u>Baseline Request (BL 2024 + BL 2025)</u>		<u>\$ Amount</u>	<u>Explanation(s) of Amount (must specify MOFs and FTEs)</u>
\$18,339,046	\$18,339,046	\$0		
			\$0	Total of Explanation of Biennial Change

781 Higher Education Coordinating Board

GOAL: 2 Affordability and Debt

OBJECTIVE: 1 Provide Programs Which Make Financial Assistance Available to Students

Service Categories:

STRATEGY: 8 License Plate Scholarships Program

Service: 20

Income: A.2

Age: B.3

CODE	DESCRIPTION	Exp 2021	Est 2022	Bud 2023	BL 2024	BL 2025
Objects of Expense:						
4000	GRANTS	\$229,583	\$259,344	\$247,400	\$247,400	\$247,400
TOTAL, OBJECT OF EXPENSE		\$229,583	\$259,344	\$247,400	\$247,400	\$247,400
Method of Financing:						
802	Lic Plate Trust Fund No. 0802, est	\$229,583	\$259,344	\$247,400	\$247,400	\$247,400
SUBTOTAL, MOF (OTHER FUNDS)		\$229,583	\$259,344	\$247,400	\$247,400	\$247,400
TOTAL, METHOD OF FINANCE (INCLUDING RIDERS)					\$247,400	\$247,400
TOTAL, METHOD OF FINANCE (EXCLUDING RIDERS)		\$229,583	\$259,344	\$247,400	\$247,400	\$247,400

FULL TIME EQUIVALENT POSITIONS:

STRATEGY DESCRIPTION AND JUSTIFICATION:

This strategy covers assistance programs funded through the sale of specialty license plates & authorized by the Texas Transportation Code.

EXTERNAL/INTERNAL FACTORS IMPACTING STRATEGY:

Funding for these programs is tied directly to the sale of specialty license plates and is thus directly impacted by the popularity of the individual license plate insignias.

781 Higher Education Coordinating Board

GOAL: 2 Affordability and Debt
OBJECTIVE: 1 Provide Programs Which Make Financial Assistance Available to Students
STRATEGY: 8 License Plate Scholarships Program

Service Categories:
Service: 20 Income: A.2 Age: B.3

CODE	DESCRIPTION	Exp 2021	Est 2022	Bud 2023	BL 2024	BL 2025
------	-------------	----------	----------	----------	---------	---------

EXPLANATION OF BIENNIAL CHANGE (includes Rider amounts):

<u>STRATEGY BIENNIAL TOTAL - ALL FUNDS</u>		<u>BIENNIAL CHANGE</u>	<u>EXPLANATION OF BIENNIAL CHANGE</u>	
<u>Base Spending (Est 2022 + Bud 2023)</u>	<u>Baseline Request (BL 2024 + BL 2025)</u>		<u>\$ Amount</u>	<u>Explanation(s) of Amount (must specify MOFs and FTEs)</u>
\$506,744	\$494,800	\$(11,944)	\$(11,944)	Collections were higher in previous biennium.
			<u>\$(11,944)</u>	Total of Explanation of Biennial Change

781 Higher Education Coordinating Board

GOAL:	2	Affordability and Debt	
OBJECTIVE:	1	Provide Programs Which Make Financial Assistance Available to Students	Service Categories:
STRATEGY:	9	Educational Aide Program	Service: 20 Income: A.2 Age: B.3

CODE	DESCRIPTION	Exp 2021	Est 2022	Bud 2023	BL 2024	BL 2025
Objects of Expense:						
4000	GRANTS	\$296,714	\$481,616	\$481,616	\$481,616	\$481,616
TOTAL, OBJECT OF EXPENSE		\$296,714	\$481,616	\$481,616	\$481,616	\$481,616
Method of Financing:						
1	General Revenue Fund	\$296,714	\$481,616	\$481,616	\$481,616	\$481,616
SUBTOTAL, MOF (GENERAL REVENUE FUNDS)		\$296,714	\$481,616	\$481,616	\$481,616	\$481,616
TOTAL, METHOD OF FINANCE (INCLUDING RIDERS)					\$481,616	\$481,616
TOTAL, METHOD OF FINANCE (EXCLUDING RIDERS)		\$296,714	\$481,616	\$481,616	\$481,616	\$481,616

FULL TIME EQUIVALENT POSITIONS:

STRATEGY DESCRIPTION AND JUSTIFICATION:

The Educational Aide Exemption Program is authorized under TEC 54.363. The program's primary purpose is to encourage individuals who have served as educational aides in the classroom to complete a degree program leading to teacher certification. The program reimburses institutions for tuition and fee exemptions provided to state residents who have (1) worked at a school as an educational aide for at least one school year during the past five years, (2) demonstrated financial need, and (3) enrolled in coursework required for teacher certification in subject areas determined by TEA to be experiencing critical shortages of public school teachers in the state. Institutions provide institutional matching funds of at least 10 percent.

781 Higher Education Coordinating Board

GOAL: 2 Affordability and Debt
OBJECTIVE: 1 Provide Programs Which Make Financial Assistance Available to Students Service Categories:
STRATEGY: 9 Educational Aide Program Service: 20 Income: A.2 Age: B.3

CODE	DESCRIPTION	Exp 2021	Est 2022	Bud 2023	BL 2024	BL 2025
------	-------------	----------	----------	----------	---------	---------

EXTERNAL/INTERNAL FACTORS IMPACTING STRATEGY:

This strategy provides an incentive for educational aides to complete a degree program leading to teacher certification, which may help address shortages through increased production of classroom teachers. However, institutions have indicated that limitations in eligibility criteria for the program have limited its reach and impact.

EXPLANATION OF BIENNIAL CHANGE (includes Rider amounts):

<u>STRATEGY BIENNIAL TOTAL - ALL FUNDS</u>		<u>BIENNIAL</u>	<u>EXPLANATION OF BIENNIAL CHANGE</u>	
Base Spending (Est 2022 + Bud 2023)	Baseline Request (BL 2024 + BL 2025)	CHANGE	\$ Amount	Explanation(s) of Amount (must specify MOFs and FTEs)
\$963,232	\$963,232	\$0	\$0	Total of Explanation of Biennial Change

781 Higher Education Coordinating Board

GOAL: 2 Affordability and Debt

OBJECTIVE: 1 Provide Programs Which Make Financial Assistance Available to Students

Service Categories:

STRATEGY: 11 Texas Armed Services Scholarship Program

Service: 20

Income: A.2

Age: B.3

CODE	DESCRIPTION	Exp 2021	Est 2022	Bud 2023	BL 2024	BL 2025
Objects of Expense:						
4000	GRANTS	\$3,155,908	\$3,335,000	\$3,335,000	\$3,335,000	\$3,335,000
TOTAL, OBJECT OF EXPENSE		\$3,155,908	\$3,335,000	\$3,335,000	\$3,335,000	\$3,335,000
Method of Financing:						
1	General Revenue Fund	\$3,155,908	\$3,335,000	\$3,335,000	\$3,335,000	\$3,335,000
SUBTOTAL, MOF (GENERAL REVENUE FUNDS)		\$3,155,908	\$3,335,000	\$3,335,000	\$3,335,000	\$3,335,000
TOTAL, METHOD OF FINANCE (INCLUDING RIDERS)					\$3,335,000	\$3,335,000
TOTAL, METHOD OF FINANCE (EXCLUDING RIDERS)		\$3,155,908	\$3,335,000	\$3,335,000	\$3,335,000	\$3,335,000
FULL TIME EQUIVALENT POSITIONS:						
STRATEGY DESCRIPTION AND JUSTIFICATION:						

781 Higher Education Coordinating Board

GOAL: 2 Affordability and Debt

OBJECTIVE: 1 Provide Programs Which Make Financial Assistance Available to Students Service Categories:

STRATEGY: 11 Texas Armed Services Scholarship Program Service: 20 Income: A.2 Age: B.3

CODE	DESCRIPTION	Exp 2021	Est 2022	Bud 2023	BL 2024	BL 2025
------	-------------	----------	----------	----------	---------	---------

The Texas Armed Services Scholarship Program (TASSP), established in 2009, is authorized under TEC 61.9771- 61.9776 (Subchapter FF). The Texas Armed Services Scholarship Program's primary purpose is to encourage students to contract to serve as a commissioned officer in any branch of the U.S. armed services or to serve for four-years as a member of the Texas Army National Guard, Texas Air National Guard, Texas State Guard, United States Coast Guard, or United States Merchant Marine. Each year the governor and the lieutenant governor may each appoint two students, and each state senator and each state representative may appoint one student to receive an initial TASSP award. Recipients must sign a promissory note acknowledging the conditional nature of the scholarship and promising to repay the scholarship if they fail to meet its conditions, including four years of participation in ROTC, maintaining satisfactory academic progress, and fulfilling the military service requirement after graduation.

EXTERNAL/INTERNAL FACTORS IMPACTING STRATEGY:

Utilization of the program has grown in recent years and for the 2021-22 academic year officials nominated 136 individuals for TASSP awards. The lingering impact of the pandemic on students' financial circumstances and anticipated growth in higher education enrollments are likely to create additional demand for state financial aid programs during the FY24-25 biennium. The end of federal COVID relief programs, which provided significant but temporary additional financial aid for students during the pandemic, may also increase demand for state financial aid.

EXPLANATION OF BIENNIAL CHANGE (includes Rider amounts):

<u>STRATEGY BIENNIAL TOTAL - ALL FUNDS</u>		<u>BIENNIAL</u>	<u>EXPLANATION OF BIENNIAL CHANGE</u>	
Base Spending (Est 2022 + Bud 2023)	Baseline Request (BL 2024 + BL 2025)	CHANGE	\$ Amount	Explanation(s) of Amount (must specify MOFs and FTEs)
\$6,670,000	\$6,670,000	\$0	\$0	Total of Explanation of Biennial Change

781 Higher Education Coordinating Board

GOAL: 2 Affordability and Debt

OBJECTIVE: 1 Provide Programs Which Make Financial Assistance Available to Students

Service Categories:

STRATEGY: 12 Open Educational Resources

Service: 19

Income: A.2

Age: B.3

CODE	DESCRIPTION	Exp 2021	Est 2022	Bud 2023	BL 2024	BL 2025
Objects of Expense:						
1001	SALARIES AND WAGES	\$9,091	\$31,141	\$71,252	\$71,252	\$71,252
1002	OTHER PERSONNEL COSTS	\$208	\$467	\$467	\$467	\$467
2001	PROFESSIONAL FEES AND SERVICES	\$48,611	\$90,000	\$90,000	\$90,000	\$90,000
2009	OTHER OPERATING EXPENSE	\$83,792	\$109,417	\$69,305	\$69,306	\$69,305
4000	GRANTS	\$162,509	\$0	\$0	\$0	\$0
TOTAL, OBJECT OF EXPENSE		\$304,211	\$231,025	\$231,024	\$231,025	\$231,024
Method of Financing:						
1	General Revenue Fund	\$304,211	\$231,025	\$231,024	\$231,025	\$231,024
SUBTOTAL, MOF (GENERAL REVENUE FUNDS)		\$304,211	\$231,025	\$231,024	\$231,025	\$231,024
TOTAL, METHOD OF FINANCE (INCLUDING RIDERS)					\$231,025	\$231,024
TOTAL, METHOD OF FINANCE (EXCLUDING RIDERS)		\$304,211	\$231,025	\$231,024	\$231,025	\$231,024
FULL TIME EQUIVALENT POSITIONS:		0.1	0.5	1.1	1.1	1.1

781 Higher Education Coordinating Board

GOAL: 2 Affordability and Debt

OBJECTIVE: 1 Provide Programs Which Make Financial Assistance Available to Students

Service Categories:

STRATEGY: 12 Open Educational Resources

Service: 19

Income: A.2

Age: B.3

CODE	DESCRIPTION	Exp 2021	Est 2022	Bud 2023	BL 2024	BL 2025
------	-------------	----------	----------	----------	---------	---------

STRATEGY DESCRIPTION AND JUSTIFICATION:

This strategy provides funding for both the Open Educational Resources Grant Program and the State Repository for Open Educational Resources, authorized under TEC 61.0670. The primary purpose of the grant program is to incentivize faculty and faculty teams at Texas public institutions of higher education to adopt, modify, redesign, or develop one or more courses at the institution to exclusively use open educational resources (OER).

The repository, OERTX, is a web portal customized to meet the needs of institutions of higher education, students, and others who may benefit from access to OER. The portal facilitates wider access to OER, including materials developed through the OER grant program.

The cost of course materials can represent a significant portion of a student's total higher education costs. Both of these programs encourage the adoption of OER, which can significantly reduce these costs for students.

EXTERNAL/INTERNAL FACTORS IMPACTING STRATEGY:

Open Educational Resources (OER) played an important role in supporting students whose education and financial circumstances were disrupted by the coronavirus pandemic. The pandemic accelerated changes in the delivery of higher education that will only deepen with time, and OER will play an increasing role in providing affordable, accessible educational materials to students. Increasing access to OER will reduce the often significant course material costs that students face. The online availability of these materials will also make them easier to access for students fully or partially conducting their studies through remote delivery and distance education.

781 Higher Education Coordinating Board

GOAL: 2 Affordability and Debt
OBJECTIVE: 1 Provide Programs Which Make Financial Assistance Available to Students
STRATEGY: 12 Open Educational Resources

Service Categories:
Service: 19 Income: A.2 Age: B.3

CODE	DESCRIPTION	Exp 2021	Est 2022	Bud 2023	BL 2024	BL 2025
------	-------------	----------	----------	----------	---------	---------

EXPLANATION OF BIENNIAL CHANGE (includes Rider amounts):

<u>STRATEGY BIENNIAL TOTAL - ALL FUNDS</u>		<u>BIENNIAL CHANGE</u>	<u>EXPLANATION OF BIENNIAL CHANGE</u>	
<u>Base Spending (Est 2022 + Bud 2023)</u>	<u>Baseline Request (BL 2024 + BL 2025)</u>		<u>\$ Amount</u>	<u>Explanation(s) of Amount (must specify MOFs and FTEs)</u>
\$462,049	\$462,049	\$0		
			\$0	Total of Explanation of Biennial Change

781 Higher Education Coordinating Board

GOAL: 2 Affordability and Debt

OBJECTIVE: 1 Provide Programs Which Make Financial Assistance Available to Students

Service Categories:

STRATEGY: 13 Student Financial Aid

Service: 20

Income: A.2

Age: B.3

CODE	DESCRIPTION	Exp 2021	Est 2022	Bud 2023	BL 2024	BL 2025
Objects of Expense:						
4000	GRANTS	\$0	\$0	\$0	\$0	\$0
TOTAL, OBJECT OF EXPENSE		\$0	\$0	\$0	\$0	\$0
Method of Financing:						
1	General Revenue Fund	\$0	\$0	\$0	\$0	\$0
SUBTOTAL, MOF (GENERAL REVENUE FUNDS)		\$0	\$0	\$0	\$0	\$0
TOTAL, METHOD OF FINANCE (INCLUDING RIDERS)					\$0	\$0
TOTAL, METHOD OF FINANCE (EXCLUDING RIDERS)		\$0	\$0	\$0	\$0	\$0

FULL TIME EQUIVALENT POSITIONS:

STRATEGY DESCRIPTION AND JUSTIFICATION:

To recognize the uncertainty around future demand for financial aid programs created by the pandemic, the 87th Legislature provided the Coordinating Board with funding in this strategy to allocate among state financial aid programs based on real-time student enrollment and financial need data. Rider 57 (87R GAA) provided that the funds were to be allocated among the TEXAS Grant, TEG, TEOG-Community Colleges and TEOG-State and Technical Colleges programs, and the FY22-23 appropriation has been reallocated to those strategies. An exceptional item has been requested for this strategy to maintain these and other financial aid programs based on growth and utilization during the FY24-25 biennium.

781 Higher Education Coordinating Board

GOAL: 2 Affordability and Debt
OBJECTIVE: 1 Provide Programs Which Make Financial Assistance Available to Students Service Categories:
STRATEGY: 13 Student Financial Aid Service: 20 Income: A.2 Age: B.3

CODE	DESCRIPTION	Exp 2021	Est 2022	Bud 2023	BL 2024	BL 2025
------	-------------	----------	----------	----------	---------	---------

EXTERNAL/INTERNAL FACTORS IMPACTING STRATEGY:

State need-based student financial aid has proven to be essential to ensure students across the state have opportunities to enroll in and complete postsecondary credentials. This strategy allows the Coordinating Board to accommodate shifts in demand for financial aid among higher education sectors during the biennium to ensure funds are allocated effectively to meet student needs.

EXPLANATION OF BIENNIAL CHANGE (includes Rider amounts):

<u>STRATEGY BIENNIAL TOTAL - ALL FUNDS</u>		<u>BIENNIAL CHANGE</u>	<u>EXPLANATION OF BIENNIAL CHANGE</u>	
<u>Base Spending (Est 2022 + Bud 2023)</u>	<u>Baseline Request (BL 2024 + BL 2025)</u>		<u>\$ Amount</u>	<u>Explanation(s) of Amount (must specify MOFs and FTEs)</u>
\$0	\$0	\$0	\$0	Consolidated B.1.10
			\$0	Total of Explanation of Biennial Change

781 Higher Education Coordinating Board

GOAL:	3	Industry Workforce	
OBJECTIVE:	1	Industry Workforce	Service Categories:
STRATEGY:	2	Career and Technical Education Programs	Service: 30 Income: A.2 Age: B.3

CODE	DESCRIPTION	Exp 2021	Est 2022	Bud 2023	BL 2024	BL 2025
Objects of Expense:						
1001	SALARIES AND WAGES	\$1,232,790	\$3,904,800	\$700,893	\$700,893	\$700,893
1002	OTHER PERSONNEL COSTS	\$17,491	\$86,158	\$18,401	\$18,401	\$18,401
2001	PROFESSIONAL FEES AND SERVICES	\$1,294,058	\$35,841,796	\$600,000	\$600,000	\$600,000
2003	CONSUMABLE SUPPLIES	\$0	\$27,200	\$27,200	\$27,200	\$27,200
2005	TRAVEL	\$0	\$59,000	\$59,000	\$59,000	\$59,000
2009	OTHER OPERATING EXPENSE	\$564,520	\$3,843,641	\$649,625	\$649,625	\$649,625
4000	GRANTS	\$162,743,968	\$220,008,882	\$33,836,611	\$33,836,611	\$33,836,611
5000	CAPITAL EXPENDITURES	\$0	\$310,000	\$0	\$0	\$0
TOTAL, OBJECT OF EXPENSE		\$165,852,827	\$264,081,477	\$35,891,730	\$35,891,730	\$35,891,730
Method of Financing:						
325	Coronavirus Relief Fund					
	21.027.119 COV19 State Fiscal Recovery	\$0	\$0	\$0	\$0	\$0
	84.425.119 COV19 Education Stabilization Fund	\$134,937,393	\$227,835,938	\$0	\$0	\$0
CFDA Subtotal, Fund	325	\$134,937,393	\$227,835,938	\$0	\$0	\$0
555	Federal Funds					
	84.048.000 Voc Educ - Basic Grant	\$30,915,434	\$36,245,539	\$35,891,730	\$35,891,730	\$35,891,730

781 Higher Education Coordinating Board

GOAL:	3	Industry Workforce	
OBJECTIVE:	1	Industry Workforce	Service Categories:
STRATEGY:	2	Career and Technical Education Programs	Service: 30 Income: A.2 Age: B.3

CODE	DESCRIPTION	Exp 2021	Est 2022	Bud 2023	BL 2024	BL 2025
CFDA Subtotal, Fund	555	\$30,915,434	\$36,245,539	\$35,891,730	\$35,891,730	\$35,891,730
SUBTOTAL, MOF (FEDERAL FUNDS)		\$165,852,827	\$264,081,477	\$35,891,730	\$35,891,730	\$35,891,730
TOTAL, METHOD OF FINANCE (INCLUDING RIDERS)					\$35,891,730	\$35,891,730
TOTAL, METHOD OF FINANCE (EXCLUDING RIDERS)		\$165,852,827	\$264,081,477	\$35,891,730	\$35,891,730	\$35,891,730
FULL TIME EQUIVALENT POSITIONS:		16.1	47.0	9.2	9.2	9.2

STRATEGY DESCRIPTION AND JUSTIFICATION:

The Strengthening Career and Technical Education for the 21st Century Act (Perkins V) funds are allocated to the state by the U.S. Department of Education to support programs that help students matriculate to higher education by providing career exploration opportunities to earn college credit in high school, and seamless educational pathways that lead to associate and baccalaureate degrees. Perkins funds are used to develop and enhance career and technical programs that lead to high-skill, high-wage, or high-demand careers. The Coordinating Board annually allocates Perkins funds to the state's public two-year colleges. Funds for Title I of the Perkins V Act are divided between secondary and postsecondary education according to a formula developed by the Texas Education Agency. These funds support Basic Grants and State Leadership activities. Statutory authority: 20 USC 2301 et seq. and TEC 29.182, 61.005(p), 61.077(d), and 61.851 - 61.857.

EXTERNAL/INTERNAL FACTORS IMPACTING STRATEGY:

Funding is provided through the Strengthening Career and Technical Education for the 21st Century Act and is contingent upon the annual federal appropriations process.

781 Higher Education Coordinating Board

GOAL: 3 Industry Workforce
OBJECTIVE: 1 Industry Workforce
STRATEGY: 2 Career and Technical Education Programs

Service Categories:
Service: 30 Income: A.2 Age: B.3

CODE	DESCRIPTION	Exp 2021	Est 2022	Bud 2023	BL 2024	BL 2025
------	-------------	----------	----------	----------	---------	---------

EXPLANATION OF BIENNIAL CHANGE (includes Rider amounts):

<u>STRATEGY BIENNIAL TOTAL - ALL FUNDS</u>		<u>BIENNIAL CHANGE</u>	<u>EXPLANATION OF BIENNIAL CHANGE</u>	
<u>Base Spending (Est 2022 + Bud 2023)</u>	<u>Baseline Request (BL 2024 + BL 2025)</u>		<u>\$ Amount</u>	<u>Explanation(s) of Amount (must specify MOFs and FTEs)</u>
\$299,973,207	\$71,783,460	\$(228,189,747)	\$(228,189,747)	GEER funding received in FY21 and FY22.
			<u>\$(228,189,747)</u>	Total of Explanation of Biennial Change

781 Higher Education Coordinating Board

GOAL: 3 Industry Workforce
OBJECTIVE: 1 Industry Workforce
STRATEGY: 14 Bilingual Education Program

Service Categories:

Service: 19 Income: A.2 Age: B.3

CODE	DESCRIPTION	Exp 2021	Est 2022	Bud 2023	BL 2024	BL 2025
Objects of Expense:						
4000	GRANTS	\$133,439	\$731,250	\$731,250	\$731,250	\$731,250
TOTAL, OBJECT OF EXPENSE		\$133,439	\$731,250	\$731,250	\$731,250	\$731,250
Method of Financing:						
1	General Revenue Fund	\$133,439	\$731,250	\$731,250	\$731,250	\$731,250
SUBTOTAL, MOF (GENERAL REVENUE FUNDS)		\$133,439	\$731,250	\$731,250	\$731,250	\$731,250
TOTAL, METHOD OF FINANCE (INCLUDING RIDERS)					\$731,250	\$731,250
TOTAL, METHOD OF FINANCE (EXCLUDING RIDERS)		\$133,439	\$731,250	\$731,250	\$731,250	\$731,250

FULL TIME EQUIVALENT POSITIONS:

STRATEGY DESCRIPTION AND JUSTIFICATION:

The Bilingual Education Scholarship Program is authorized under Rider 48 (87th GAA) to develop and operate a program at the University of North Texas, University of North Texas at Dallas, Texas Woman's University, The University of Texas at Dallas, The University of Texas Arlington, Texas A&M Commerce and DFW Tech Teach - Texas Tech University to provide financial incentives in the form of tuition assistance to encourage students who enroll in an educator preparation program at the university to become certified to teach bilingual education, English as a Second Language, or Spanish in school districts with high critical needs.

781 Higher Education Coordinating Board

GOAL: 3 Industry Workforce
OBJECTIVE: 1 Industry Workforce
STRATEGY: 14 Bilingual Education Program

Service Categories:

Service: 19 Income: A.2 Age: B.3

CODE	DESCRIPTION	Exp 2021	Est 2022	Bud 2023	BL 2024	BL 2025
------	-------------	----------	----------	----------	---------	---------

EXTERNAL/INTERNAL FACTORS IMPACTING STRATEGY:

On July 14, 2020, the Attorney General issued Opinion No. KP-0320 regarding testing requirements in Rider 52 (86th GAA). The rider requires students receiving assistance through the program must successfully pass the State Board for Educator Certification Bilingual Target Language Proficiency Test, and institutions had questioned whether alternate examinations or a practice exam for that test could substitute for this requirement. The OAG's opinion was that a court is unlikely to conclude that institutions of higher education may use passage of other exams for comparable programs to meet this qualification requirement or that passage of a practice exam satisfies the testing requirement. Institutions have indicated limitations in eligibility criteria for the program have limited its reach and impact.

EXPLANATION OF BIENNIAL CHANGE (includes Rider amounts):

<u>STRATEGY BIENNIAL TOTAL - ALL FUNDS</u>		<u>BIENNIAL CHANGE</u>	<u>EXPLANATION OF BIENNIAL CHANGE</u>	
<u>Base Spending (Est 2022 + Bud 2023)</u>	<u>Baseline Request (BL 2024 + BL 2025)</u>		<u>\$ Amount</u>	<u>Explanation(s) of Amount (must specify MOFs and FTEs)</u>
\$1,462,500	\$1,462,500	\$0		
			\$0	Total of Explanation of Biennial Change

781 Higher Education Coordinating Board

GOAL: 3 Industry Workforce
OBJECTIVE: 1 Industry Workforce
STRATEGY: 16 Educational Loan Repayment

Service Categories:

Service: 19 Income: A.2 Age: B.3

CODE	DESCRIPTION	Exp 2021	Est 2022	Bud 2023	BL 2024	BL 2025
Output Measures:						
1	Number of Physicians Receiving PELRP Payment (Including Federal Match)	207.00	350.00	390.00	350.00	350.00
2	% Perl p Recipient Who Continue Practice in an HPSA	94.47 %	65.00 %	65.00 %	85.00 %	85.00 %
Objects of Expense:						
1001	SALARIES AND WAGES	\$530,679	\$0	\$0	\$0	\$0
1002	OTHER PERSONNEL COSTS	\$6,324	\$0	\$0	\$0	\$0
2009	OTHER OPERATING EXPENSE	\$1,979	\$0	\$0	\$0	\$0
4000	GRANTS	\$14,501,702	\$22,889,063	\$21,889,063	\$21,889,063	\$21,889,063
TOTAL, OBJECT OF EXPENSE		\$15,040,684	\$22,889,063	\$21,889,063	\$21,889,063	\$21,889,063
Method of Financing:						
1	General Revenue Fund	\$3,119,712	\$7,121,571	\$7,121,571	\$7,121,571	\$7,121,571
SUBTOTAL, MOF (GENERAL REVENUE FUNDS)		\$3,119,712	\$7,121,571	\$7,121,571	\$7,121,571	\$7,121,571
Method of Financing:						
5144	Physician Ed. Loan Repayment	\$11,920,972	\$14,767,492	\$14,767,492	\$14,767,492	\$14,767,492
SUBTOTAL, MOF (GENERAL REVENUE FUNDS - DEDICATED)		\$11,920,972	\$14,767,492	\$14,767,492	\$14,767,492	\$14,767,492

781 Higher Education Coordinating Board

GOAL: 3 Industry Workforce
OBJECTIVE: 1 Industry Workforce
STRATEGY: 16 Educational Loan Repayment

Service Categories:

Service: 19 Income: A.2 Age: B.3

CODE	DESCRIPTION	Exp 2021	Est 2022	Bud 2023	BL 2024	BL 2025
Method of Financing:						
325	Coronavirus Relief Fund					
	21.027.119 COV19 State Fiscal Recovery	\$0	\$1,000,000	\$0	\$0	\$0
CFDA Subtotal, Fund	325	\$0	\$1,000,000	\$0	\$0	\$0
SUBTOTAL, MOF (FEDERAL FUNDS)		\$0	\$1,000,000	\$0	\$0	\$0
TOTAL, METHOD OF FINANCE (INCLUDING RIDERS)					\$21,889,063	\$21,889,063
TOTAL, METHOD OF FINANCE (EXCLUDING RIDERS)		\$15,040,684	\$22,889,063	\$21,889,063	\$21,889,063	\$21,889,063
FULL TIME EQUIVALENT POSITIONS:		1.9	0.0	0.0	0.0	0.0
STRATEGY DESCRIPTION AND JUSTIFICATION:						

781 Higher Education Coordinating Board

GOAL: 3 Industry Workforce

OBJECTIVE: 1 Industry Workforce

STRATEGY: 16 Educational Loan Repayment

Service Categories:

Service: 19 Income: A.2 Age: B.3

CODE	DESCRIPTION	Exp 2021	Est 2022	Bud 2023	BL 2024	BL 2025
------	-------------	----------	----------	----------	---------	---------

This strategy provides consolidated funding for six loan repayment programs administered by the Coordinating Board which provide assistance in paying down the educational loan debt of participants who work in specific high-need fields. Specifically, this includes:

Teach for Texas Loan Repayment Program

The Math and Science Scholars Loan Repayment Program

The Peace Officer Loan Repayment Assistance Program

The Physician Education Loan Repayment Program

The Loan Repayment Program for Mental Health Professionals

The Nursing Faculty Loan Repayment Assistance Program

EXTERNAL/INTERNAL FACTORS IMPACTING STRATEGY:

Student loan indebtedness has increased over the past decade. Loan repayment programs provide an important tool for employers to recruit and retain qualified personnel in occupations or regions experiencing a critical shortage of workers. Given current low unemployment and strong competition among employers for workers, these programs serve as a significant additional incentive for eligible applicants to provide services in underserved regions or fields identified by the Legislature as critical to the state's economy.

781 Higher Education Coordinating Board

GOAL: 3 Industry Workforce
OBJECTIVE: 1 Industry Workforce
STRATEGY: 16 Educational Loan Repayment

Service Categories:

Service: 19 Income: A.2 Age: B.3

CODE	DESCRIPTION	Exp 2021	Est 2022	Bud 2023	BL 2024	BL 2025
------	-------------	----------	----------	----------	---------	---------

EXPLANATION OF BIENNIAL CHANGE (includes Rider amounts):

<u>STRATEGY BIENNIAL TOTAL - ALL FUNDS</u>		BIENNIAL	<u>EXPLANATION OF BIENNIAL CHANGE</u>	
Base Spending (Est 2022 + Bud 2023)	Baseline Request (BL 2024 + BL 2025)	CHANGE	\$ Amount	Explanation(s) of Amount (must specify MOFs and FTEs)
\$44,778,126	\$43,778,126	\$(1,000,000)	\$(1,000,000)	SB8 received FY22.
			<u>\$(1,000,000)</u>	Total of Explanation of Biennial Change

781 Higher Education Coordinating Board

GOAL: 4 Industry Workforce - Health Related
OBJECTIVE: 1 Industry Workforce - Health Related
STRATEGY: 1 Family Practice Residency Program

Service Categories:

Service: 19 Income: A.2 Age: B.3

CODE	DESCRIPTION	Exp 2021	Est 2022	Bud 2023	BL 2024	BL 2025
Output Measures:						
KEY 1	Number of FPRP Residents Supported	880.00	898.00	918.00	952.00	1,018.00
KEY 2	Average Funding Per FPRP Resident	5,447.72	5,339.00	5,222.00	4,773.00	4,464.00
Objects of Expense:						
4000	GRANTS	\$5,015,407	\$4,750,000	\$4,750,000	\$4,750,000	\$4,750,000
TOTAL, OBJECT OF EXPENSE		\$5,015,407	\$4,750,000	\$4,750,000	\$4,750,000	\$4,750,000
Method of Financing:						
1	General Revenue Fund	\$5,015,407	\$4,750,000	\$4,750,000	\$4,750,000	\$4,750,000
SUBTOTAL, MOF (GENERAL REVENUE FUNDS)		\$5,015,407	\$4,750,000	\$4,750,000	\$4,750,000	\$4,750,000
TOTAL, METHOD OF FINANCE (INCLUDING RIDERS)					\$4,750,000	\$4,750,000
TOTAL, METHOD OF FINANCE (EXCLUDING RIDERS)		\$5,015,407	\$4,750,000	\$4,750,000	\$4,750,000	\$4,750,000
FULL TIME EQUIVALENT POSITIONS:			0.0	0.0	0.0	0.0
STRATEGY DESCRIPTION AND JUSTIFICATION:						

781 Higher Education Coordinating Board

GOAL: 4 Industry Workforce - Health Related
OBJECTIVE: 1 Industry Workforce - Health Related
STRATEGY: 1 Family Practice Residency Program

Service Categories:

Service: 19 Income: A.2 Age: B.3

CODE	DESCRIPTION	Exp 2021	Est 2022	Bud 2023	BL 2024	BL 2025
------	-------------	----------	----------	----------	---------	---------

The Family Practice Residency Program (FPRP) improves the distribution of family physicians throughout the state and provides increased medical care to patients in underserved areas. It was established in 1977 as part of an effort to increase the number of physicians selecting family practice as their medical specialty and encourage those physicians trained to establish their practices in rural and underserved communities in Texas. FPRP provides financial support to community- and medical-school-based ambulatory care training programs that emphasize primary, preventive health care. Funds are allocated based on the certified number of residents training in each approved family practice residency program (currently 26 programs statewide), which must receive significant local support in order to qualify for state funds. Program directors are directly accountable for state funds and submit regular financial reports to the Family Practice Residency Advisory Committee. This strategy also supports rural and public health rotations, which offer family practice residents the opportunity for supervised training in a rural community or public health facility. Since its inception, FPRP has provided funding support for more than 9,400 family practice residents. Family physicians who complete residency training have a 70 percent retention rate in Texas.

EXTERNAL/INTERNAL FACTORS IMPACTING STRATEGY:

Even before the coronavirus pandemic, Texas was facing increasing demand for additional family practice physicians due to population growth. The pandemic underscored the importance of producing a well-trained and adequate number of family physicians to care for citizens across the state. Supporting residencies is an important part of ensuring Texas medical students will stay and practice in Texas. The program contributes to the goal (HCR 102, 85R) of maintaining a ratio of 1.1 to 1 residency positions for every medical graduate in Texas.

781 Higher Education Coordinating Board

GOAL: 4 Industry Workforce - Health Related
OBJECTIVE: 1 Industry Workforce - Health Related
STRATEGY: 1 Family Practice Residency Program

Service Categories:

Service: 19 Income: A.2 Age: B.3

CODE	DESCRIPTION	Exp 2021	Est 2022	Bud 2023	BL 2024	BL 2025
------	-------------	----------	----------	----------	---------	---------

EXPLANATION OF BIENNIAL CHANGE (includes Rider amounts):

<u>STRATEGY BIENNIAL TOTAL - ALL FUNDS</u>		BIENNIAL	<u>EXPLANATION OF BIENNIAL CHANGE</u>	
Base Spending (Est 2022 + Bud 2023)	Baseline Request (BL 2024 + BL 2025)	CHANGE	\$ Amount	Explanation(s) of Amount (must specify MOFs and FTEs)
\$9,500,000	\$9,500,000	\$0		
			\$0	Total of Explanation of Biennial Change

781 Higher Education Coordinating Board

GOAL: 4 Industry Workforce - Health Related
OBJECTIVE: 1 Industry Workforce - Health Related
STRATEGY: 2 Preceptorship Program

Service Categories:

Service: 30 Income: A.2 Age: B.3

CODE	DESCRIPTION	Exp 2021	Est 2022	Bud 2023	BL 2024	BL 2025
Objects of Expense:						
4000	GRANTS	\$1,400,000	\$1,425,000	\$1,425,000	\$1,425,000	\$1,425,000
TOTAL, OBJECT OF EXPENSE		\$1,400,000	\$1,425,000	\$1,425,000	\$1,425,000	\$1,425,000
Method of Financing:						
1	General Revenue Fund	\$1,400,000	\$1,425,000	\$1,425,000	\$1,425,000	\$1,425,000
SUBTOTAL, MOF (GENERAL REVENUE FUNDS)		\$1,400,000	\$1,425,000	\$1,425,000	\$1,425,000	\$1,425,000
TOTAL, METHOD OF FINANCE (INCLUDING RIDERS)					\$1,425,000	\$1,425,000
TOTAL, METHOD OF FINANCE (EXCLUDING RIDERS)		\$1,400,000	\$1,425,000	\$1,425,000	\$1,425,000	\$1,425,000
FULL TIME EQUIVALENT POSITIONS:			0.0	0.0	0.0	0.0
STRATEGY DESCRIPTION AND JUSTIFICATION:						

781 Higher Education Coordinating Board

GOAL:	4	Industry Workforce - Health Related	
OBJECTIVE:	1	Industry Workforce - Health Related	Service Categories:
STRATEGY:	2	Preceptorship Program	Service: 30 Income: A.2 Age: B.3

CODE	DESCRIPTION	Exp 2021	Est 2022	Bud 2023	BL 2024	BL 2025
------	-------------	----------	----------	----------	---------	---------

The Texas Statewide Preceptorship Programs in Family Practice, Internal Medicine, and Pediatrics support student preparation and education efforts at the medical school level. The programs provide direct funding to Texas medical students to encourage them to choose primary care careers by offering an on-site experience in one of three primary care specialties: family practice, general internal medicine, or general pediatrics. The preceptorship program in family practice was established in 1978, and in 1995 the program served as a model for the development of the programs in internal medicine and pediatrics. The guiding premise of the preceptorship experience is that early exposure to preceptorship programs in a primary care medical specialty may positively influence future career decisions and practice patterns. Medical students typically participate in the preceptorship programs during the summer between their first and second year of medical school. The students work in practicing physicians' offices and experience the daily life and work of primary care physicians. The program targets areas of medical practice that experience a shortage of practicing physicians in Texas.

EXTERNAL/INTERNAL FACTORS IMPACTING STRATEGY:

Even before the coronavirus pandemic, Texas was facing increasing demand for additional family practice physicians due to population growth. The pandemic underscored the importance of producing a well-trained and adequate number of family physicians to care for citizens across the state. By providing medical school students with first hand experience in primary care, this program increases the likelihood Texas medical students will enter primary care specialties.

EXPLANATION OF BIENNIAL CHANGE (includes Rider amounts):

<u>STRATEGY BIENNIAL TOTAL - ALL FUNDS</u>		<u>BIENNIAL CHANGE</u>	<u>EXPLANATION OF BIENNIAL CHANGE</u>	
Base Spending (Est 2022 + Bud 2023)	Baseline Request (BL 2024 + BL 2025)		\$ Amount	Explanation(s) of Amount (must specify MOFs and FTEs)
\$2,850,000	\$2,850,000	\$0		
			\$0	Total of Explanation of Biennial Change

781 Higher Education Coordinating Board

GOAL: 4 Industry Workforce - Health Related
OBJECTIVE: 1 Industry Workforce - Health Related
STRATEGY: 3 Graduate Medical Education Expansion

Service Categories:

Service: 19 Income: A.2 Age: B.3

CODE	DESCRIPTION	Exp 2021	Est 2022	Bud 2023	BL 2024	BL 2025
Output Measures:						
1	# New 1st Yr Residency Positions	449.00	0.00	0.00	508.00	502.00
Objects of Expense:						
4000	GRANTS	\$81,759,108	\$99,525,000	\$99,525,000	\$99,525,000	\$99,525,000
TOTAL, OBJECT OF EXPENSE		\$81,759,108	\$99,525,000	\$99,525,000	\$99,525,000	\$99,525,000
Method of Financing:						
1	General Revenue Fund	\$76,135,171	\$88,525,000	\$88,525,000	\$88,525,000	\$88,525,000
SUBTOTAL, MOF (GENERAL REVENUE FUNDS)		\$76,135,171	\$88,525,000	\$88,525,000	\$88,525,000	\$88,525,000
Method of Financing:						
179	Permanent Fnd Supporting Grad Ed	\$5,623,937	\$11,000,000	\$11,000,000	\$11,000,000	\$11,000,000
SUBTOTAL, MOF (OTHER FUNDS)		\$5,623,937	\$11,000,000	\$11,000,000	\$11,000,000	\$11,000,000
TOTAL, METHOD OF FINANCE (INCLUDING RIDERS)					\$99,525,000	\$99,525,000
TOTAL, METHOD OF FINANCE (EXCLUDING RIDERS)		\$81,759,108	\$99,525,000	\$99,525,000	\$99,525,000	\$99,525,000
FULL TIME EQUIVALENT POSITIONS:			0.0	0.0	0.0	0.0

781 Higher Education Coordinating Board

GOAL:	4	Industry Workforce - Health Related	
OBJECTIVE:	1	Industry Workforce - Health Related	Service Categories:
STRATEGY:	3	Graduate Medical Education Expansion	Service: 19 Income: A.2 Age: B.3

CODE	DESCRIPTION	Exp 2021	Est 2022	Bud 2023	BL 2024	BL 2025
------	-------------	----------	----------	----------	---------	---------

STRATEGY DESCRIPTION AND JUSTIFICATION:

The 83rd Legislature funded several programs to support additional residency positions, and the 84th Legislature consolidated these programs into the single GME Expansion Program, which provides grant funding to eligible residency programs designed to increase the number of residency positions available for Texas medical students as well as attracting residents from other states. This program is the state's primary discretionary grant program for supporting the statewide goal of maintaining a 1.1 to 1 ratio of first-year residency positions to Texas medical school graduates.

EXTERNAL/INTERNAL FACTORS IMPACTING STRATEGY:

Even before the coronavirus pandemic, Texas was facing increasing demand for additional physicians due to population growth. The pandemic underscored the importance of producing a well-trained and adequate number of physicians to care for citizens across the state. Supporting residencies is an important part of ensuring that Texas medical students will stay and practice in Texas. The program contributes to the goal (HCR 102, 85R) of maintaining a ratio of 1.1 residency positions for every medical graduate in Texas.

EXPLANATION OF BIENNIAL CHANGE (includes Rider amounts):

<u>STRATEGY BIENNIAL TOTAL - ALL FUNDS</u>		<u>BIENNIAL CHANGE</u>	<u>EXPLANATION OF BIENNIAL CHANGE</u>	
Base Spending (Est 2022 + Bud 2023)	Baseline Request (BL 2024 + BL 2025)		\$ Amount	Explanation(s) of Amount (must specify MOFs and FTEs)
\$199,050,000	\$199,050,000	\$0		
			\$0	Total of Explanation of Biennial Change

781 Higher Education Coordinating Board

GOAL: 4 Industry Workforce - Health Related
OBJECTIVE: 1 Industry Workforce - Health Related
STRATEGY: 5 Physician and Nurse Trauma Care

Service Categories:

Service: 30 Income: A.2 Age: B.3

CODE	DESCRIPTION	Exp 2021	Est 2022	Bud 2023	BL 2024	BL 2025
Objects of Expense:						
4000	GRANTS	\$1,861,243	\$1,957,203	\$1,957,203	\$1,957,203	\$1,957,203
TOTAL, OBJECT OF EXPENSE		\$1,861,243	\$1,957,203	\$1,957,203	\$1,957,203	\$1,957,203
Method of Financing:						
1	General Revenue Fund	\$1,861,243	\$1,957,203	\$1,957,203	\$1,957,203	\$1,957,203
SUBTOTAL, MOF (GENERAL REVENUE FUNDS)		\$1,861,243	\$1,957,203	\$1,957,203	\$1,957,203	\$1,957,203
TOTAL, METHOD OF FINANCE (INCLUDING RIDERS)					\$1,957,203	\$1,957,203
TOTAL, METHOD OF FINANCE (EXCLUDING RIDERS)		\$1,861,243	\$1,957,203	\$1,957,203	\$1,957,203	\$1,957,203
FULL TIME EQUIVALENT POSITIONS:			0.0	0.0	0.0	0.0

STRATEGY DESCRIPTION AND JUSTIFICATION:

The Emergency and Trauma Care Education Partnership Program (TEC 61.9081) provides funding to support partnerships between hospitals and graduate medical education programs that increase the number of emergency medicine and trauma care physician residents and fellows. The program provides similar support for partnerships between hospitals and graduate nursing programs to increase the educational experiences in emergency and trauma care for registered nurses pursuing a graduate degree or certificate. ETEP partnerships must certify an increase in the number of physicians and/or nursing students in the participating graduate education programs. In addition, the partnership must make use of the existing expertise and facilities of the hospitals and education programs.

781 Higher Education Coordinating Board

GOAL: 4 Industry Workforce - Health Related
OBJECTIVE: 1 Industry Workforce - Health Related
STRATEGY: 5 Physician and Nurse Trauma Care

Service Categories:

Service: 30 Income: A.2 Age: B.3

CODE	DESCRIPTION	Exp 2021	Est 2022	Bud 2023	BL 2024	BL 2025
------	-------------	----------	----------	----------	---------	---------

EXTERNAL/INTERNAL FACTORS IMPACTING STRATEGY:

Even before the coronavirus pandemic, Texas was facing increasing demand for additional health care workers due to population growth. The pandemic underscored the importance of producing a well-trained and adequate number of physicians and nurses to care for citizens across the state. Supporting the education and training of physicians and nurses is an important part of ensuring that these students will stay and practice in Texas.

EXPLANATION OF BIENNIAL CHANGE (includes Rider amounts):

<u>STRATEGY BIENNIAL TOTAL - ALL FUNDS</u>		<u>BIENNIAL CHANGE</u>	<u>EXPLANATION OF BIENNIAL CHANGE</u>	
<u>Base Spending (Est 2022 + Bud 2023)</u>	<u>Baseline Request (BL 2024 + BL 2025)</u>		<u>\$ Amount</u>	<u>Explanation(s) of Amount (must specify MOFs and FTEs)</u>
\$3,914,406	\$3,914,406	\$0		
			\$0	Total of Explanation of Biennial Change

781 Higher Education Coordinating Board

GOAL: 4 Industry Workforce - Health Related
OBJECTIVE: 1 Industry Workforce - Health Related
STRATEGY: 6 Joint Admission Medical Program

Service Categories:

Service: 30 Income: A.2 Age: B.3

CODE	DESCRIPTION	Exp 2021	Est 2022	Bud 2023	BL 2024	BL 2025
Objects of Expense:						
4000	GRANTS	\$0	\$9,696,794	\$0	\$9,696,794	\$0
TOTAL, OBJECT OF EXPENSE		\$0	\$9,696,794	\$0	\$9,696,794	\$0
Method of Financing:						
1	General Revenue Fund	\$0	\$9,696,794	\$0	\$9,696,794	\$0
SUBTOTAL, MOF (GENERAL REVENUE FUNDS)		\$0	\$9,696,794	\$0	\$9,696,794	\$0
TOTAL, METHOD OF FINANCE (INCLUDING RIDERS)					\$9,696,794	\$0
TOTAL, METHOD OF FINANCE (EXCLUDING RIDERS)		\$0	\$9,696,794	\$0	\$9,696,794	\$0
FULL TIME EQUIVALENT POSITIONS:			0.0	0.0	0.0	0.0
STRATEGY DESCRIPTION AND JUSTIFICATION:						

781 Higher Education Coordinating Board

GOAL:	4	Industry Workforce - Health Related	
OBJECTIVE:	1	Industry Workforce - Health Related	Service Categories:
STRATEGY:	6	Joint Admission Medical Program	Service: 30 Income: A.2 Age: B.3

CODE	DESCRIPTION	Exp 2021	Est 2022	Bud 2023	BL 2024	BL 2025
------	-------------	----------	----------	----------	---------	---------

Established in 2002 (TEC 51.821 - 51.834), the Joint Admission Medical Program (JAMP) helps close the gaps in participation and success. JAMP provides support for highly qualified, economically disadvantaged students interested in becoming physicians. Students selected into JAMP receive undergraduate scholarships, summer stipends, and are guaranteed admission to a Texas medical school, assuming their eligibility in the program is maintained. JAMP students are identified in their freshman year, selected in their sophomore year, and continue in the program through medical school. They are provided with on-going educational support in preparation for medical school, including summer experiences on medical school campuses and medical college admissions test preparation.

The program is administered by the JAMP Council, which is composed of one faculty representative from each Texas medical school. The enabling legislation designates the administrative functions of JAMP to the Texas Medical and Dental Schools Application Service, operated through The University of Texas System.

EXTERNAL/INTERNAL FACTORS IMPACTING STRATEGY:

Even before the coronavirus pandemic, Texas was facing increasing demand for additional physicians due to population growth. The pandemic underscored the importance of producing a well-trained and adequate number of physicians to care for citizens across the state. Supporting the education and training of physicians is an important part of ensuring that Texas medical students will stay and practice in Texas.

EXPLANATION OF BIENNIAL CHANGE (includes Rider amounts):

<u>STRATEGY BIENNIAL TOTAL - ALL FUNDS</u>		<u>BIENNIAL CHANGE</u>	<u>EXPLANATION OF BIENNIAL CHANGE</u>	
<u>Base Spending (Est 2022 + Bud 2023)</u>	<u>Baseline Request (BL 2024 + BL 2025)</u>		<u>\$ Amount</u>	<u>Explanation(s) of Amount (must specify MOFs and FTEs)</u>
\$9,696,794	\$9,696,794	\$0	<u>\$0</u>	Total of Explanation of Biennial Change

781 Higher Education Coordinating Board

GOAL: 4 Industry Workforce - Health Related
OBJECTIVE: 1 Industry Workforce - Health Related
STRATEGY: 7 Professional Nursing Shortage Reduction Program

Service Categories:

Service: 19 Income: A.2 Age: B.3

CODE	DESCRIPTION	Exp 2021	Est 2022	Bud 2023	BL 2024	BL 2025
Objects of Expense:						
4000	GRANTS	\$8,857,038	\$9,440,024	\$9,440,024	\$9,440,024	\$9,440,024
TOTAL, OBJECT OF EXPENSE		\$8,857,038	\$9,440,024	\$9,440,024	\$9,440,024	\$9,440,024
Method of Financing:						
1	General Revenue Fund	\$8,857,038	\$9,440,024	\$9,440,024	\$9,440,024	\$9,440,024
SUBTOTAL, MOF (GENERAL REVENUE FUNDS)		\$8,857,038	\$9,440,024	\$9,440,024	\$9,440,024	\$9,440,024
TOTAL, METHOD OF FINANCE (INCLUDING RIDERS)					\$9,440,024	\$9,440,024
TOTAL, METHOD OF FINANCE (EXCLUDING RIDERS)		\$8,857,038	\$9,440,024	\$9,440,024	\$9,440,024	\$9,440,024
FULL TIME EQUIVALENT POSITIONS:			0.0	0.0	0.0	0.0
STRATEGY DESCRIPTION AND JUSTIFICATION:						

781 Higher Education Coordinating Board

GOAL: 4 Industry Workforce - Health Related

OBJECTIVE: 1 Industry Workforce - Health Related Service Categories:

STRATEGY: 7 Professional Nursing Shortage Reduction Program Service: 19 Income: A.2 Age: B.3

CODE	DESCRIPTION	Exp 2021	Est 2022	Bud 2023	BL 2024	BL 2025
------	-------------	----------	----------	----------	---------	---------

The Professional Nursing Shortage Reduction Program was created in 2001 to provide funding to nursing programs at Texas institutions of higher education for the purpose of addressing shortages in the nursing profession. Funding in this strategy is used for enrollment of additional students; enhancement, recruitment, and retention of nursing faculty; encouragement of innovation in the recruitment and retention of students; and identification, development, or implementation of innovative methods to make the most effective use of limited professional nursing program faculty, instructional or clinical space, and other resources. Rider 27 (87R) restructures the program based on recommendations from a stakeholder workgroup. Specifically, the previous three programs funded through the rider were collapsed into a single allocation methodology based on institutional increases in nursing graduates.

EXTERNAL/INTERNAL FACTORS IMPACTING STRATEGY:

Even before the coronavirus pandemic, the demands for health care in Texas were increasing along with the state's population. The demand for nurses in Texas has also grown as a result of the pandemic and post-pandemic economy. Per the requirements of Rider 27 (87R), the agency will provide recommendations to the 88th Legislature on how to best incorporate quality metrics and weighting into the program.

EXPLANATION OF BIENNIAL CHANGE (includes Rider amounts):

<u>STRATEGY BIENNIAL TOTAL - ALL FUNDS</u>		<u>BIENNIAL CHANGE</u>	<u>EXPLANATION OF BIENNIAL CHANGE</u>	
<u>Base Spending (Est 2022 + Bud 2023)</u>	<u>Baseline Request (BL 2024 + BL 2025)</u>		<u>\$ Amount</u>	<u>Explanation(s) of Amount (must specify MOFs and FTEs)</u>
\$18,880,048	\$18,880,048	\$0	\$0	Total of Explanation of Biennial Change

781 Higher Education Coordinating Board

GOAL: 4 Industry Workforce - Health Related
OBJECTIVE: 1 Industry Workforce - Health Related
STRATEGY: 14 Child Mental Health Care Consortium

Service Categories:

Service: 24 Income: A.2 Age: B.3

CODE	DESCRIPTION	Exp 2021	Est 2022	Bud 2023	BL 2024	BL 2025
Objects of Expense:						
4000	GRANTS	\$60,108,905	\$178,137,077	\$59,254,136	\$62,154,190	\$62,154,136
TOTAL, OBJECT OF EXPENSE		\$60,108,905	\$178,137,077	\$59,254,136	\$62,154,190	\$62,154,136
Method of Financing:						
1	General Revenue Fund	\$60,108,905	\$65,054,190	\$59,254,136	\$62,154,190	\$62,154,136
SUBTOTAL, MOF (GENERAL REVENUE FUNDS)		\$60,108,905	\$65,054,190	\$59,254,136	\$62,154,190	\$62,154,136
Method of Financing:						
325	Coronavirus Relief Fund					
	21.027.119 COV19 State Fiscal Recovery	\$0	\$113,082,887	\$0	\$0	\$0
CFDA Subtotal, Fund	325	\$0	\$113,082,887	\$0	\$0	\$0
SUBTOTAL, MOF (FEDERAL FUNDS)		\$0	\$113,082,887	\$0	\$0	\$0
TOTAL, METHOD OF FINANCE (INCLUDING RIDERS)					\$62,154,190	\$62,154,136
TOTAL, METHOD OF FINANCE (EXCLUDING RIDERS)		\$60,108,905	\$178,137,077	\$59,254,136	\$62,154,190	\$62,154,136
FULL TIME EQUIVALENT POSITIONS:			0.0	0.0	0.0	0.0

781 Higher Education Coordinating Board

GOAL:	4	Industry Workforce - Health Related	
OBJECTIVE:	1	Industry Workforce - Health Related	Service Categories:
STRATEGY:	14	Child Mental Health Care Consortium	Service: 24 Income: A.2 Age: B.3

CODE	DESCRIPTION	Exp 2021	Est 2022	Bud 2023	BL 2024	BL 2025
-------------	--------------------	-----------------	-----------------	-----------------	----------------	----------------

STRATEGY DESCRIPTION AND JUSTIFICATION:

The Texas Child Mental Health Care Consortium was established by SB 11 (86R) to leverage the expertise and capacity of health-related institutions of higher education to address urgent mental health challenges, improve the state's mental health care system, and enhance the state's ability to address mental health care needs of children and adolescents through collaboration of the state's health-related institutions of higher education. This strategy funds the grants and operations associated with the Consortium, which is composed of representatives from health-related institutions of higher education, the Health and Human Services Commission, the Coordinating Board, non-profit organizations that focus on mental health care, and others. The Coordinating Board is the pass-through agency that receives and administering appropriations and other funds for the Consortium. Programs funded through this initiative include the Child Psychiatry Access Network, Texas Child Health Access Through Telemedicine, Community Psychiatry Workforce Expansion, and Child and Adolescent Psychiatry Fellowships.

EXTERNAL/INTERNAL FACTORS IMPACTING STRATEGY:

The Consortium was created out of a recognition that Texas has a significant unmet need for emotional and behavioral health services for children and adolescents. The enormous disruption to children's lives caused by the coronavirus pandemic added to the mental health challenges for young people just as access to traditional resources and supports was drastically reduced.

EXPLANATION OF BIENNIAL CHANGE (includes Rider amounts):

<u>STRATEGY BIENNIAL TOTAL - ALL FUNDS</u>		<u>BIENNIAL CHANGE</u>	<u>EXPLANATION OF BIENNIAL CHANGE</u>	
<u>Base Spending (Est 2022 + Bud 2023)</u>	<u>Baseline Request (BL 2024 + BL 2025)</u>		<u>\$ Amount</u>	<u>Explanation(s) of Amount (must specify MOFs and FTEs)</u>
\$237,391,213	\$124,308,326	\$(113,082,887)	\$(113,082,887)	SB8 received FY22.
			\$(113,082,887)	Total of Explanation of Biennial Change

781 Higher Education Coordinating Board

GOAL: 5 Baylor College of Medicine

OBJECTIVE: 1 Baylor College of Medicine

STRATEGY: 1 Baylor College of Medicine - Undergraduate Medical Education

Service Categories:

Service: 19

Income: A.2

Age: B.3

CODE	DESCRIPTION	Exp 2021	Est 2022	Bud 2023	BL 2024	BL 2025
Output Measures:						
1	Number of Texas Resident BCM Medical Students Funded	619.00	650.00	650.00	675.00	700.00
2	Average Amount Per BCM Student	58,951.00	62,000.00	62,000.00	62,000.00	62,000.00
Objects of Expense:						
4000	GRANTS	\$53,446,035	\$39,613,434	\$39,814,866	\$0	\$0
TOTAL, OBJECT OF EXPENSE		\$53,446,035	\$39,613,434	\$39,814,866	\$0	\$0
Method of Financing:						
1	General Revenue Fund	\$53,446,035	\$39,613,434	\$39,814,866	\$0	\$0
SUBTOTAL, MOF (GENERAL REVENUE FUNDS)		\$53,446,035	\$39,613,434	\$39,814,866	\$0	\$0
TOTAL, METHOD OF FINANCE (INCLUDING RIDERS)					\$0	\$0
TOTAL, METHOD OF FINANCE (EXCLUDING RIDERS)		\$53,446,035	\$39,613,434	\$39,814,866	\$0	\$0
FULL TIME EQUIVALENT POSITIONS:			0.0	0.0	0.0	0.0
STRATEGY DESCRIPTION AND JUSTIFICATION:						

781 Higher Education Coordinating Board

GOAL: 5 Baylor College of Medicine
OBJECTIVE: 1 Baylor College of Medicine Service Categories:
STRATEGY: 1 Baylor College of Medicine - Undergraduate Medical Education Service: 19 Income: A.2 Age: B.3

CODE	DESCRIPTION	Exp 2021	Est 2022	Bud 2023	BL 2024	BL 2025
------	-------------	----------	----------	----------	---------	---------

The Coordinating Board is authorized under TEC 61.092 to contract with Baylor College of Medicine (BCM) for the education of Texas resident undergraduate medical students. Medical education funds appropriated to BCM are trustee with the Coordinating Board, which disburses the funds in accordance with the statute. The first appropriations were made in fiscal year 1972. The amount of funding is based on the number of Texas medical students enrolled at BCM, multiplied by the average, annual, per-medical-student state funding for medical education (GR for instruction and operations, infrastructure, and staff benefits allocated to undergraduate medical education for the fiscal year next preceding the scholastic year of disbursement) at The University of Texas Southwestern Medical School in Dallas and The University of Texas Medical Branch at Galveston. These were the only two state medical schools in existence when the state started providing funding to BCM. The actual amount allocated to BCM cannot exceed the amount of funding that is appropriated to BCM and trustee with the Coordinating Board.

EXTERNAL/INTERNAL FACTORS IMPACTING STRATEGY:

BCM's earned amount for Undergraduate Medical Education is determined by the calculated statutory cap per medical student, as described above, times the actual enrollment of Texas residents at BCM. BCM receives the lower of the earned amount or the available appropriation.

EXPLANATION OF BIENNIAL CHANGE (includes Rider amounts):

<u>STRATEGY BIENNIAL TOTAL - ALL FUNDS</u>		<u>BIENNIAL CHANGE</u>	<u>EXPLANATION OF BIENNIAL CHANGE</u>	
<u>Base Spending (Est 2022 + Bud 2023)</u>	<u>Baseline Request (BL 2024 + BL 2025)</u>		<u>\$ Amount</u>	<u>Explanation(s) of Amount (must specify MOFs and FTEs)</u>
\$79,428,300	\$0	\$(79,428,300)	\$(79,428,300)	Baylor UGME has formula funding and is omitted for the LAR.
			<u>\$(79,428,300)</u>	Total of Explanation of Biennial Change

781 Higher Education Coordinating Board

GOAL:	5	Baylor College of Medicine	
OBJECTIVE:	1	Baylor College of Medicine	Service Categories:
STRATEGY:	2	Baylor College of Medicine Graduate Medical Education (GME)	Service: 19 Income: A.2 Age: B.3

CODE	DESCRIPTION	Exp 2021	Est 2022	Bud 2023	BL 2024	BL 2025
Objects of Expense:						
4000	GRANTS	\$8,076,623	\$8,423,496	\$8,423,496	\$0	\$0
TOTAL, OBJECT OF EXPENSE		\$8,076,623	\$8,423,496	\$8,423,496	\$0	\$0
Method of Financing:						
1	General Revenue Fund	\$8,076,623	\$8,423,496	\$8,423,496	\$0	\$0
SUBTOTAL, MOF (GENERAL REVENUE FUNDS)		\$8,076,623	\$8,423,496	\$8,423,496	\$0	\$0
TOTAL, METHOD OF FINANCE (INCLUDING RIDERS)					\$0	\$0
TOTAL, METHOD OF FINANCE (EXCLUDING RIDERS)		\$8,076,623	\$8,423,496	\$8,423,496	\$0	\$0
FULL TIME EQUIVALENT POSITIONS:			0.0	0.0	0.0	0.0

STRATEGY DESCRIPTION AND JUSTIFICATION:

The Coordinating Board is authorized under TEC 61.097 to contract with Baylor College of Medicine (BCM) for the training of resident physicians. The Legislature first appropriated formula Graduate Medical Education (GME) funding to the public health-related institutions and to Baylor College of Medicine in 2005. The GME funds appropriated to BCM are trusted to the Coordinating Board, which disburses the funds to the BCM through a contractual agreement. The amount of funding that BCM receives for each resident physician is equal to the amount received for each resident physician at the public health-related institutions.

781 Higher Education Coordinating Board

GOAL: 5 Baylor College of Medicine
OBJECTIVE: 1 Baylor College of Medicine
STRATEGY: 2 Baylor College of Medicine Graduate Medical Education (GME)

Service Categories:
Service: 19 Income: A.2 Age: B.3

CODE	DESCRIPTION	Exp 2021	Est 2022	Bud 2023	BL 2024	BL 2025
------	-------------	----------	----------	----------	---------	---------

EXTERNAL/INTERNAL FACTORS IMPACTING STRATEGY:

Funding is tied to the funding provided to public health-related institutions of higher education.

EXPLANATION OF BIENNIAL CHANGE (includes Rider amounts):

<u>STRATEGY BIENNIAL TOTAL - ALL FUNDS</u>		<u>BIENNIAL CHANGE</u>	<u>EXPLANATION OF BIENNIAL CHANGE</u>	
<u>Base Spending (Est 2022 + Bud 2023)</u>	<u>Baseline Request (BL 2024 + BL 2025)</u>		<u>\$ Amount</u>	<u>Explanation(s) of Amount (must specify MOFs and FTEs)</u>
\$16,846,992	\$0	\$(16,846,992)	\$(16,846,992)	Baylor GME has formula funding and is omitted from the LAR.
			<u>\$(16,846,992)</u>	Total of Explanation of Biennial Change

781 Higher Education Coordinating Board

GOAL:	5	Baylor College of Medicine	
OBJECTIVE:	1	Baylor College of Medicine	Service Categories:
STRATEGY:	3	Baylor College of Medicine Tobacco Earnings from Perm Endowment Fund	Service: 19 Income: A.2 Age: B.3

CODE	DESCRIPTION	Exp 2021	Est 2022	Bud 2023	BL 2024	BL 2025
Objects of Expense:						
4000	GRANTS	\$1,605,485	\$1,425,000	\$1,425,000	\$1,425,000	\$1,425,000
TOTAL, OBJECT OF EXPENSE		\$1,605,485	\$1,425,000	\$1,425,000	\$1,425,000	\$1,425,000
Method of Financing:						
823	Medicine Endowment Fund, estimated	\$1,605,485	\$1,425,000	\$1,425,000	\$1,425,000	\$1,425,000
SUBTOTAL, MOF (OTHER FUNDS)		\$1,605,485	\$1,425,000	\$1,425,000	\$1,425,000	\$1,425,000
TOTAL, METHOD OF FINANCE (INCLUDING RIDERS)					\$1,425,000	\$1,425,000
TOTAL, METHOD OF FINANCE (EXCLUDING RIDERS)		\$1,605,485	\$1,425,000	\$1,425,000	\$1,425,000	\$1,425,000
FULL TIME EQUIVALENT POSITIONS:			0.0	0.0	0.0	0.0

STRATEGY DESCRIPTION AND JUSTIFICATION:

This strategy provides funding from the Permanent Endowment Fund for Health-Related Institutions that was established with tobacco settlement monies (TEC Chapter 63, Subchapter B) for Baylor College of Medicine (BCM). The endowment is directed by BCM and invested by the State Comptroller. In accordance with TEC Section 61.092(b), BCM may use the funds to support programs that benefit medical research, health education, or treatment programs.

781 Higher Education Coordinating Board

GOAL: 5 Baylor College of Medicine
OBJECTIVE: 1 Baylor College of Medicine
STRATEGY: 3 Baylor College of Medicine Tobacco Earnings from Perm Endowment Fund

Service Categories:
Service: 19 Income: A.2 Age: B.3

CODE	DESCRIPTION	Exp 2021	Est 2022	Bud 2023	BL 2024	BL 2025
------	-------------	----------	----------	----------	---------	---------

EXTERNAL/INTERNAL FACTORS IMPACTING STRATEGY:

Funding in part is subject to returns from investment of money in the endowment fund, as well as the availability of gifts and grants contributed to the fund.

EXPLANATION OF BIENNIAL CHANGE (includes Rider amounts):

<u>STRATEGY BIENNIAL TOTAL - ALL FUNDS</u>		<u>BIENNIAL CHANGE</u>	<u>EXPLANATION OF BIENNIAL CHANGE</u>	
<u>Base Spending (Est 2022 + Bud 2023)</u>	<u>Baseline Request (BL 2024 + BL 2025)</u>		<u>\$ Amount</u>	<u>Explanation(s) of Amount (must specify MOFs and FTEs)</u>
\$2,850,000	\$2,850,000	\$0		
			\$0	Total of Explanation of Biennial Change

781 Higher Education Coordinating Board

GOAL:	5	Baylor College of Medicine	
OBJECTIVE:	1	Baylor College of Medicine	Service Categories:
STRATEGY:	4	Tobacco Earnings from Perm Health Fund for Baylor College of Medicine	Service: 19 Income: A.2 Age: B.3

CODE	DESCRIPTION	Exp 2021	Est 2022	Bud 2023	BL 2024	BL 2025
Objects of Expense:						
4000	GRANTS	\$1,891,305	\$1,914,193	\$1,914,193	\$1,914,193	\$1,914,193
TOTAL, OBJECT OF EXPENSE		\$1,891,305	\$1,914,193	\$1,914,193	\$1,914,193	\$1,914,193
Method of Financing:						
810	Perm Health Fund Higher Ed, est	\$1,891,305	\$1,914,193	\$1,914,193	\$1,914,193	\$1,914,193
SUBTOTAL, MOF (OTHER FUNDS)		\$1,891,305	\$1,914,193	\$1,914,193	\$1,914,193	\$1,914,193
TOTAL, METHOD OF FINANCE (INCLUDING RIDERS)					\$1,914,193	\$1,914,193
TOTAL, METHOD OF FINANCE (EXCLUDING RIDERS)		\$1,891,305	\$1,914,193	\$1,914,193	\$1,914,193	\$1,914,193
FULL TIME EQUIVALENT POSITIONS:			0.0	0.0	0.0	0.0

STRATEGY DESCRIPTION AND JUSTIFICATION:

This strategy provides for the distribution of investment returns from the Permanent Health Fund for Higher Education, an endowment created with tobacco settlement funds (TEC Chapter 63, Subchapter A), to Baylor College of Medicine (BCM). This endowment is administered by the board of regents of The University of Texas System. In accordance with TEC 61.092(b), BCM may use the funds for programs that benefit medical research, health education, or treatment programs.

781 Higher Education Coordinating Board

GOAL: 5 Baylor College of Medicine
OBJECTIVE: 1 Baylor College of Medicine
STRATEGY: 4 Tobacco Earnings from Perm Health Fund for Baylor College of Medicine

Service Categories:
Service: 19 Income: A.2 Age: B.3

CODE	DESCRIPTION	Exp 2021	Est 2022	Bud 2023	BL 2024	BL 2025
------	-------------	----------	----------	----------	---------	---------

EXTERNAL/INTERNAL FACTORS IMPACTING STRATEGY:

Funding in part is subject to returns from investment of money in the endowment fund, as well as the availability of gifts and grants contributed to the fund.

EXPLANATION OF BIENNIAL CHANGE (includes Rider amounts):

<u>STRATEGY BIENNIAL TOTAL - ALL FUNDS</u>		<u>BIENNIAL CHANGE</u>	<u>EXPLANATION OF BIENNIAL CHANGE</u>	
<u>Base Spending (Est 2022 + Bud 2023)</u>	<u>Baseline Request (BL 2024 + BL 2025)</u>		<u>\$ Amount</u>	<u>Explanation(s) of Amount (must specify MOFs and FTEs)</u>
\$3,828,386	\$3,828,386	\$0		
			\$0	Total of Explanation of Biennial Change

781 Higher Education Coordinating Board

GOAL: 6 Tobacco Settlement Funds to Institutions
OBJECTIVE: 1 Permanent Funds
STRATEGY: 1 Tobacco Earnings - Minority Health Res and Ed to THECB

Service Categories:

Service: 30 Income: A.2 Age: B.3

CODE	DESCRIPTION	Exp 2021	Est 2022	Bud 2023	BL 2024	BL 2025
Objects of Expense:						
4000	GRANTS	\$0	\$6,227,568	\$1,066,551	\$1,066,551	\$1,066,551
TOTAL, OBJECT OF EXPENSE		\$0	\$6,227,568	\$1,066,551	\$1,066,551	\$1,066,551
Method of Financing:						
825	Minority Health Research, estimated	\$0	\$6,227,568	\$1,066,551	\$1,066,551	\$1,066,551
SUBTOTAL, MOF (OTHER FUNDS)		\$0	\$6,227,568	\$1,066,551	\$1,066,551	\$1,066,551
TOTAL, METHOD OF FINANCE (INCLUDING RIDERS)					\$1,066,551	\$1,066,551
TOTAL, METHOD OF FINANCE (EXCLUDING RIDERS)		\$0	\$6,227,568	\$1,066,551	\$1,066,551	\$1,066,551
FULL TIME EQUIVALENT POSITIONS:			0.0	0.0	0.0	0.0

STRATEGY DESCRIPTION AND JUSTIFICATION:

This program is authorized under TEC 63.301 - 63.302 (Subchapter D) to provide grants to institutions, including Centers for Teacher Education, that conduct research or educational programs that address minority health issues or that form partnerships with minority organizations, colleges, or universities to conduct research and educational programs to address minority health issues. Funding is provided by the Permanent Fund for Minority Health Research and Education, an endowment fund established with tobacco settlement monies.

781 Higher Education Coordinating Board

GOAL: 6 Tobacco Settlement Funds to Institutions
OBJECTIVE: 1 Permanent Funds
STRATEGY: 1 Tobacco Earnings - Minority Health Res and Ed to THECB

Service Categories:

Service: 30 Income: A.2 Age: B.3

CODE	DESCRIPTION	Exp 2021	Est 2022	Bud 2023	BL 2024	BL 2025
------	-------------	----------	----------	----------	---------	---------

EXTERNAL/INTERNAL FACTORS IMPACTING STRATEGY:

Interest earned on the fund will determine the amount available for grants.

EXPLANATION OF BIENNIAL CHANGE (includes Rider amounts):

<u>STRATEGY BIENNIAL TOTAL - ALL FUNDS</u>		<u>BIENNIAL CHANGE</u>	<u>EXPLANATION OF BIENNIAL CHANGE</u>	
<u>Base Spending (Est 2022 + Bud 2023)</u>	<u>Baseline Request (BL 2024 + BL 2025)</u>		<u>\$ Amount</u>	<u>Explanation(s) of Amount (must specify MOFs and FTEs)</u>
\$7,294,119	\$2,133,102	\$ (5,161,017)	\$ (5,161,017)	Funds UB'd into FY22 increased base.
			<u>\$ (5,161,017)</u>	Total of Explanation of Biennial Change

781 Higher Education Coordinating Board

GOAL: 6 Tobacco Settlement Funds to Institutions
OBJECTIVE: 1 Permanent Funds
STRATEGY: 2 Tobacco Earnings - Nursing, Allied Health, Other to THECB

Service Categories:

Service: 30 Income: A.2 Age: B.3

CODE	DESCRIPTION	Exp 2021	Est 2022	Bud 2023	BL 2024	BL 2025
Objects of Expense:						
4000	GRANTS	\$4,940,700	\$5,850,160	\$1,883,810	\$1,883,810	\$1,883,810
TOTAL, OBJECT OF EXPENSE		\$4,940,700	\$5,850,160	\$1,883,810	\$1,883,810	\$1,883,810
Method of Financing:						
824	Nursing, Allied Health, estimated	\$4,940,700	\$5,850,160	\$1,883,810	\$1,883,810	\$1,883,810
SUBTOTAL, MOF (OTHER FUNDS)		\$4,940,700	\$5,850,160	\$1,883,810	\$1,883,810	\$1,883,810
TOTAL, METHOD OF FINANCE (INCLUDING RIDERS)					\$1,883,810	\$1,883,810
TOTAL, METHOD OF FINANCE (EXCLUDING RIDERS)		\$4,940,700	\$5,850,160	\$1,883,810	\$1,883,810	\$1,883,810
FULL TIME EQUIVALENT POSITIONS:			0.0	0.0	0.0	0.0

STRATEGY DESCRIPTION AND JUSTIFICATION:

This program is authorized under TEC 63.201 - 63.203 (Subchapter C) to provide grants to public institutions that offer upper-level instruction and training in nursing, allied health, or other health-related education. Funding is provided by the Permanent Fund for Higher Education Nursing, Allied Health, and Other Health-Related Programs, an endowment fund established with tobacco settlement monies.

781 Higher Education Coordinating Board

GOAL: 6 Tobacco Settlement Funds to Institutions
OBJECTIVE: 1 Permanent Funds
STRATEGY: 2 Tobacco Earnings - Nursing, Allied Health, Other to THECB

Service Categories:

Service: 30 Income: A.2 Age: B.3

CODE	DESCRIPTION	Exp 2021	Est 2022	Bud 2023	BL 2024	BL 2025
------	-------------	----------	----------	----------	---------	---------

EXTERNAL/INTERNAL FACTORS IMPACTING STRATEGY:

Interest earned on the fund will determine the amount available for grants.

EXPLANATION OF BIENNIAL CHANGE (includes Rider amounts):

<u>STRATEGY BIENNIAL TOTAL - ALL FUNDS</u>		<u>BIENNIAL CHANGE</u>	<u>EXPLANATION OF BIENNIAL CHANGE</u>	
<u>Base Spending (Est 2022 + Bud 2023)</u>	<u>Baseline Request (BL 2024 + BL 2025)</u>		<u>\$ Amount</u>	<u>Explanation(s) of Amount (must specify MOFs and FTEs)</u>
\$7,733,970	\$3,767,620	\$(3,966,350)	\$(3,966,350)	Funds UB'd into FY22 increased base.
			<u>\$(3,966,350)</u>	Total of Explanation of Biennial Change

781 Higher Education Coordinating Board

GOAL: 7 Trusteed Funds for Research and Innovation

OBJECTIVE: 1 Provide Programs to Promote Research at Texas Institutions

STRATEGY: 2 Texas Research Incentive Program

Service Categories:

Service: 21

Income: A.2

Age: B.3

CODE	DESCRIPTION	Exp 2021	Est 2022	Bud 2023	BL 2024	BL 2025
Objects of Expense:						
4000	GRANTS	\$17,500,000	\$16,625,000	\$16,625,000	\$16,625,000	\$16,625,000
TOTAL, OBJECT OF EXPENSE		\$17,500,000	\$16,625,000	\$16,625,000	\$16,625,000	\$16,625,000
Method of Financing:						
1	General Revenue Fund	\$17,500,000	\$16,625,000	\$16,625,000	\$16,625,000	\$16,625,000
SUBTOTAL, MOF (GENERAL REVENUE FUNDS)		\$17,500,000	\$16,625,000	\$16,625,000	\$16,625,000	\$16,625,000
TOTAL, METHOD OF FINANCE (INCLUDING RIDERS)					\$16,625,000	\$16,625,000
TOTAL, METHOD OF FINANCE (EXCLUDING RIDERS)		\$17,500,000	\$16,625,000	\$16,625,000	\$16,625,000	\$16,625,000
FULL TIME EQUIVALENT POSITIONS:			0.0	0.0	0.0	0.0

STRATEGY DESCRIPTION AND JUSTIFICATION:

The Texas Research Incentive Program (TRIP) was established in 2009 (TEC 62.122) to assist public emerging research universities (ERUs) in leveraging private gifts for the enhancement of research productivity and faculty recruitment. TRIP provides partial or complete matching funds based on how much an institution raises in private gifts and endowments to enhance research activities: 50 percent for a gift of \$100,000 to \$999,999; 75 percent for a gift of \$1 million to \$1,999,999; and 100 percent for a gift of \$2 million to \$10 million. By incentivizing and leveraging external gifts and donations, TRIP draws in additional research funding for these institutions that might not otherwise have been obtained.

781 Higher Education Coordinating Board

GOAL: 7 Trusteed Funds for Research and Innovation

OBJECTIVE: 1 Provide Programs to Promote Research at Texas Institutions

Service Categories:

STRATEGY: 2 Texas Research Incentive Program

Service: 21

Income: A.2

Age: B.3

CODE	DESCRIPTION	Exp 2021	Est 2022	Bud 2023	BL 2024	BL 2025
------	-------------	----------	----------	----------	---------	---------

EXTERNAL/INTERNAL FACTORS IMPACTING STRATEGY:

The program has a backlog of matching fund requests that have been approved but not yet awarded because the program has been historically oversubscribed.

EXPLANATION OF BIENNIAL CHANGE (includes Rider amounts):

<u>STRATEGY BIENNIAL TOTAL - ALL FUNDS</u>		<u>BIENNIAL CHANGE</u>	<u>EXPLANATION OF BIENNIAL CHANGE</u>	
<u>Base Spending (Est 2022 + Bud 2023)</u>	<u>Baseline Request (BL 2024 + BL 2025)</u>		<u>\$ Amount</u>	<u>Explanation(s) of Amount (must specify MOFs and FTEs)</u>
\$33,250,000	\$33,250,000	\$0		
			\$0	Total of Explanation of Biennial Change

781 Higher Education Coordinating Board

GOAL: 7 Trusteed Funds for Research and Innovation

OBJECTIVE: 1 Provide Programs to Promote Research at Texas Institutions

STRATEGY: 3 Autism Program

Service Categories:

Service: 30

Income: A.2

Age: B.3

CODE	DESCRIPTION	Exp 2021	Est 2022	Bud 2023	BL 2024	BL 2025
Objects of Expense:						
4000	GRANTS	\$3,528,830	\$3,705,000	\$3,705,000	\$3,705,000	\$3,705,000
TOTAL, OBJECT OF EXPENSE		\$3,528,830	\$3,705,000	\$3,705,000	\$3,705,000	\$3,705,000
Method of Financing:						
1	General Revenue Fund	\$3,528,830	\$3,705,000	\$3,705,000	\$3,705,000	\$3,705,000
SUBTOTAL, MOF (GENERAL REVENUE FUNDS)		\$3,528,830	\$3,705,000	\$3,705,000	\$3,705,000	\$3,705,000
TOTAL, METHOD OF FINANCE (INCLUDING RIDERS)					\$3,705,000	\$3,705,000
TOTAL, METHOD OF FINANCE (EXCLUDING RIDERS)		\$3,528,830	\$3,705,000	\$3,705,000	\$3,705,000	\$3,705,000
FULL TIME EQUIVALENT POSITIONS:			0.0	0.0	0.0	0.0

STRATEGY DESCRIPTION AND JUSTIFICATION:

Under Rider 44, autism grant funding is distributed to autism research centers at public and private institutions of higher education providing evidence-based behavioral services and training. The three programs funded are for Parent-directed Treatment, Board-certified Behavior Analyst Training for teachers/paraprofessionals, and Research, Development, and Evaluation of innovative autism treatment models.

781 Higher Education Coordinating Board

GOAL: 7 Trusteed Funds for Research and Innovation

OBJECTIVE: 1 Provide Programs to Promote Research at Texas Institutions

STRATEGY: 3 Autism Program

Service Categories:

Service: 30

Income: A.2

Age: B.3

CODE	DESCRIPTION	Exp 2021	Est 2022	Bud 2023	BL 2024	BL 2025
------	-------------	----------	----------	----------	---------	---------

EXTERNAL/INTERNAL FACTORS IMPACTING STRATEGY:

NA

EXPLANATION OF BIENNIAL CHANGE (includes Rider amounts):

<u>STRATEGY BIENNIAL TOTAL - ALL FUNDS</u>		<u>BIENNIAL CHANGE</u>	<u>EXPLANATION OF BIENNIAL CHANGE</u>	
<u>Base Spending (Est 2022 + Bud 2023)</u>	<u>Baseline Request (BL 2024 + BL 2025)</u>		<u>\$ Amount</u>	<u>Explanation(s) of Amount (must specify MOFs and FTEs)</u>
\$7,410,000	\$7,410,000	\$0		
			\$0	Total of Explanation of Biennial Change

SUMMARY TOTALS:

OBJECTS OF EXPENSE:	\$1,010,714,496	\$1,717,673,860	\$989,912,785	\$954,029,777	\$944,332,925
METHODS OF FINANCE (INCLUDING RIDERS):				\$954,029,777	\$944,332,925
METHODS OF FINANCE (EXCLUDING RIDERS):	\$1,010,714,496	\$1,717,673,860	\$989,912,785	\$954,029,777	\$944,332,925
FULL TIME EQUIVALENT POSITIONS:	264.2	296.9	296.9	296.9	296.9

This page intentionally left blank.

3.B. Rider Revisions and Additions Request

Current Rider Number	Page Number in 2022-23 GAA	FY22-FY23 Riders with Proposed Revisions																																																																																																
2	III-54	<p>Capital Budget.</p> <p>(a) None of the funds appropriated above may be expended for capital budget items except as listed below. The amounts shown below shall be expended only for the purposes shown and are not available for expenditure for other purposes. Amounts appropriated above and identified in this provision as appropriations either for "Lease Payments to the Master Lease Purchase Program" or for items with an "(MLPP)" notation shall be expended only for the purpose of making lease-purchase payments to the Texas Public Finance Authority pursuant to the provisions of Government Code §1232.103.</p> <p>(b) Notwithstanding (a) and Article IX, Section 14.03, Limitations on Expenditures-Capital Budget, any unused administrative funds contained in the Central Administration Program, Facilities Support Program, Information Resources Program, and Student Loan Programs as of August 31, 202423, may be carried forward into fiscal year 202223 to be used for capital projects related to Security Upgrades to the Agency's Identity and Access Management Services and Agency Cybersecurity.</p>																																																																																																
		<table><tr><td></td><td></td><td><u>2022</u></td><td><u>2024</u></td><td><u>2023</u></td><td><u>2025</u></td></tr><tr><td>a.</td><td>Acquisition of Information Resource Technologies</td><td></td><td></td><td></td><td></td></tr><tr><td></td><td>(1) Acquisition and Refresh of IT Infrastructure</td><td>\$ 426,000</td><td>\$ <u>252,000</u></td><td>\$426,000</td><td>\$ <u>252,000</u></td></tr><tr><td>b.</td><td>Data Center Consolidation</td><td></td><td></td><td></td><td></td></tr><tr><td></td><td>(1) Data Center Services</td><td>\$ 1,812,464</td><td>\$ <u>2,266,387</u></td><td>\$ 2,154,443</td><td>\$ <u>2,209,895</u></td></tr><tr><td>c.</td><td>Centralized Accounting and Payroll/Personnel System (CAPPS)</td><td></td><td></td><td></td><td></td></tr><tr><td></td><td>(1) Centralized Accounting and Payroll/Personnel System (CAPPS) Financials Implementation</td><td>\$</td><td>0</td><td>\$</td><td>517,805</td></tr><tr><td>d.</td><td>Cybersecurity</td><td></td><td></td><td></td><td></td></tr><tr><td></td><td>(1) Cybersecurity Initiatives</td><td>\$ 425,000</td><td><u>383,903</u></td><td>\$ 425,000</td><td><u>383,902</u></td></tr><tr><td></td><td>(2) Cybersecurity/Managed Security Services-DCS</td><td>\$</td><td><u>95,000</u></td><td>\$</td><td><u>95,000</u></td></tr><tr><td></td><td>Total, Cybersecurity</td><td>\$ 220,000</td><td><u>478,903</u></td><td>\$ 220,000</td><td><u>478,902</u></td></tr><tr><td>e.</td><td>Legacy Modernization</td><td></td><td></td><td></td><td></td></tr><tr><td></td><td>(1) Agency Application Portfolio Modernization Project</td><td>\$</td><td>260,000</td><td>\$</td><td>260,000</td></tr><tr><td></td><td>Total, Capital Budget</td><td>\$ 2,418,464</td><td><u>\$ 3,257,290</u></td><td>\$ 3,278,248</td><td><u>\$ 3,200,797</u></td></tr><tr><td></td><td>Method of Financing (Capital Budget):</td><td></td><td></td><td></td><td></td></tr><tr><td></td><td>General Revenue Fund</td><td>\$ 1,790,412</td><td>\$ <u>2,218,817</u></td><td>\$ 2,647,219</td><td>\$ <u>2,218,814</u></td></tr></table>			<u>2022</u>	<u>2024</u>	<u>2023</u>	<u>2025</u>	a.	Acquisition of Information Resource Technologies						(1) Acquisition and Refresh of IT Infrastructure	\$ 426,000	\$ <u>252,000</u>	\$426,000	\$ <u>252,000</u>	b.	Data Center Consolidation						(1) Data Center Services	\$ 1,812,464	\$ <u>2,266,387</u>	\$ 2,154,443	\$ <u>2,209,895</u>	c.	Centralized Accounting and Payroll/Personnel System (CAPPS)						(1) Centralized Accounting and Payroll/Personnel System (CAPPS) Financials Implementation	\$	0	\$	517,805	d.	Cybersecurity						(1) Cybersecurity Initiatives	\$ 425,000	<u>383,903</u>	\$ 425,000	<u>383,902</u>		(2) Cybersecurity/Managed Security Services-DCS	\$	<u>95,000</u>	\$	<u>95,000</u>		Total, Cybersecurity	\$ 220,000	<u>478,903</u>	\$ 220,000	<u>478,902</u>	e.	Legacy Modernization						(1) Agency Application Portfolio Modernization Project	\$	260,000	\$	260,000		Total, Capital Budget	\$ 2,418,464	<u>\$ 3,257,290</u>	\$ 3,278,248	<u>\$ 3,200,797</u>		Method of Financing (Capital Budget):						General Revenue Fund	\$ 1,790,412	\$ <u>2,218,817</u>	\$ 2,647,219	\$ <u>2,218,814</u>
		<u>2022</u>	<u>2024</u>	<u>2023</u>	<u>2025</u>																																																																																													
a.	Acquisition of Information Resource Technologies																																																																																																	
	(1) Acquisition and Refresh of IT Infrastructure	\$ 426,000	\$ <u>252,000</u>	\$426,000	\$ <u>252,000</u>																																																																																													
b.	Data Center Consolidation																																																																																																	
	(1) Data Center Services	\$ 1,812,464	\$ <u>2,266,387</u>	\$ 2,154,443	\$ <u>2,209,895</u>																																																																																													
c.	Centralized Accounting and Payroll/Personnel System (CAPPS)																																																																																																	
	(1) Centralized Accounting and Payroll/Personnel System (CAPPS) Financials Implementation	\$	0	\$	517,805																																																																																													
d.	Cybersecurity																																																																																																	
	(1) Cybersecurity Initiatives	\$ 425,000	<u>383,903</u>	\$ 425,000	<u>383,902</u>																																																																																													
	(2) Cybersecurity/Managed Security Services-DCS	\$	<u>95,000</u>	\$	<u>95,000</u>																																																																																													
	Total, Cybersecurity	\$ 220,000	<u>478,903</u>	\$ 220,000	<u>478,902</u>																																																																																													
e.	Legacy Modernization																																																																																																	
	(1) Agency Application Portfolio Modernization Project	\$	260,000	\$	260,000																																																																																													
	Total, Capital Budget	\$ 2,418,464	<u>\$ 3,257,290</u>	\$ 3,278,248	<u>\$ 3,200,797</u>																																																																																													
	Method of Financing (Capital Budget):																																																																																																	
	General Revenue Fund	\$ 1,790,412	\$ <u>2,218,817</u>	\$ 2,647,219	\$ <u>2,218,814</u>																																																																																													

3.B. Rider Revisions and Additions Request

		Other Funds	\$ 628,052	<u>\$ 1,038,473</u>	\$ 631,029	<u>\$ 981,983</u>
		Total, Method of Financing	<u>\$ 2,418,464</u>	<u>\$ 3,257,290</u>	<u>\$ 3,278,248</u>	<u>\$ 3,200,797</u>
3	III-55	<p>Commissioner's Salary. The Coordinating Board is hereby authorized to utilize \$165,529 per year from General Revenue funds appropriated to Goal A, in fiscal year 2022<u>2024</u> and fiscal year 2023<u>2025</u> and any earned funds for the purpose of funding the salary of the Commissioner of Higher Education at a rate not to exceed \$299,813 in fiscal year 2022 <u>2024</u> and \$299,813 in fiscal year 2023 <u>2025</u>.</p> <p><i>Justification: Updating dates</i></p>				
4	III-55	<p>Use of Excess Registration Fees Authorization. Any registration fee collected by the Coordinating Board to pay the expenses of a conference, seminar or meeting in excess of the actual costs of such conference, seminar or meeting may be used to pay the expenses of any other conference, seminar or meeting for which no registration fees were collected or for which registration fees collected were insufficient to cover the total expenses.</p>				
5	III-55	<p>Student Loan Program. All monies and future receipts in the Texas Opportunity Plan Fund and the Texas College Student Loan Bonds Interest and Sinking Fund, the Student Loan Auxiliary Fund, and the Student Loan Revenue Fund are hereby appropriated to the Texas Higher Education Coordinating Board, for the purposes specified in Article III, §§50b-4, 50b-5, 50b-6 and 50b-7 of the Texas Constitution and Education Code §§52.01-52.91 and 56.121-56.135. Any payments received on B-On-Time loans shall be deposited to the General Revenue Fund and are hereby appropriated to Strategy A.1.2 for administration of the loan program. Full-Time Equivalents (FTEs) employed by the Coordinating Board paid exclusively with bond proceeds appropriated in this Rider who are employed only to support the College Access Loans program are excluded from the Coordinating Board's FTE limit and exempted from the provisions set out in Article IX, §6.10.</p>				
6	III-55	<p>Texas Public Educational Grants Program. Unless a different percentage is set by passage of legislation amending the Texas Education Code, the amount of tuition to be set aside for the Texas Public Educational Grants Program in accordance with TEC §56.033(a)(1) shall be 15 percent in fiscal years 2022 <u>2024</u> and 2023 <u>2025</u>.</p> <p><i>Justification: updating dates</i></p>				
7	III-55	<p>Texas Success Initiative.</p> <ul style="list-style-type: none"> a. Developmental Education Coursework. Funds appropriated for developmental courses under Texas Education Code, Section 51.3062, shall be expended only for those costs associated with providing developmental education courses including instruction, tutoring, program evaluation, professional development for faculty and support staff, and other related costs. The funds shall not be used for the recruitment of students. b. Intent Concerning Developmental Needs. It is the intent of the Legislature that all affected institutions of public higher education fully address developmental needs identified by the institutions through the Texas Success Initiative with appropriations made in this Act for the developmental education coursework and other available institutional funds. 				
8	III-55	<p>Baylor College of Medicine.</p> <ul style="list-style-type: none"> a. From funds appropriated by this Act for the Baylor College of Medicine, the Coordinating Board shall allocate an amount per student enrolled in the college equal to the cost of medical education in the established public medical 				

3.B. Rider Revisions and Additions Request

		<p>schools cited in Subchapter D, Chapter 61, Education Code. The cost of medical education per student at public medical schools as determined by the Coordinating Board shall include General Revenue appropriations for instruction and operations, infrastructure, and staff benefits allocated to undergraduate medical education. Any unexpended appropriations made above as of August 31, 20222024, are hereby appropriated for the same purpose in fiscal year 20232025.</p> <p>b. Appropriations made by this Act for Baylor College of Medicine are considered to be appropriations for any legal successor to Baylor College of Medicine and may be expended only for the purposes for which appropriated. Any details, limits, or restrictions applicable to those appropriations are applicable to that legal successor.</p> <p>c. The Coordinating Board is authorized to make an intergovernmental transfer of the funds appropriated by this Act for Baylor College of Medicine to the Health and Human Services Commission.</p> <p><i>Justification: updating dates</i></p>
9	III-56	<p>Cost Recovery for the Common Application Form. None of the funds appropriated above to the Higher Education Coordinating Board may be used to provide a common application form (either electronic or paper) for each general academic institution and each participating public two-year institution and participating independent institution unless the Higher Education Coordinating Board recovers costs related to the common application form. <u>The Higher Education Coordinating Board may recover costs, less any appropriations provided above for this purpose, related to the common application form (either electronic or paper) for each general academic institution, each participating public two-year institution, and each participating independent institution.</u> The amount collected from each institution shall be proportional to the percentage of enrollment compared to the total enrollment of all participating institutions based on the previous year's certified Fall enrollment data. The funds collected shall only recover direct costs and only be used for the purposes of the electronic common application form, <u>administrative expenses</u>, and related activities designed to encourage student enrollment in college. Any balances on hand at the end of fiscal year 20224 may be carried over to fiscal year 20235 and any such funds are appropriated for fiscal year 20235 for the same purpose.</p> <p><i>Justification: As the Coordinating Board reconfigures administration of the ApplyTexas platform, this change will ensure adequate funding to support the application while ensuring that institutions only contribute such funds as are necessary to cover the difference between actual costs and such funds as the Legislature may appropriate for this purpose.</i></p>

3.B. Rider Revisions and Additions Request

10	III-56	<p>Tuition Equalization Grants. The Coordinating Board shall present the result of its most recent annual need survey for Tuition Equalization Grant (TEG) funds as part of its biennial appropriations request to the Legislative Budget Board and the Governor. The request shall include the number of eligible students and an estimate of the amount needed to fund fully the TEG program in the coming biennium. The Coordinating Board shall update this projection to include the most recent academic year data prior to the convening of each regular session of the Legislature and shall provide this information to the Legislative Budget Board staff prior to Legislative Budget Board deliberations on the TEG appropriation. Each institution receiving tuition equalization grants shall furnish to the Coordinating Board any financial information requested.</p> <p>Independent colleges and universities that enroll students receiving Tuition Equalization Grant funds appropriated by this Act shall provide reports to the Higher Education Coordinating Board regarding the diversity of their student body and faculty. The reports for headcount enrollment shall be submitted annually in a form and at a time consistent with the Board's reporting schedule. The faculty data shall be submitted to the Integrated Postsecondary Educational Data System (IPEDS) and accessed by the Board when available from IPEDS.</p> <p>For all funds appropriated above in Strategy B.1.2, Tuition Equalization Grant Program, and funds transferred into the TEG Program, any unexpended balances on hand at the end of fiscal year 2022 <u>2024</u> may be carried over to fiscal year 2023 <u>2025</u> for the same purpose.</p> <p><i>Justification: Updating dates</i></p>
11	III-56	<p>Information Access Initiative. The Higher Education Coordinating Board shall use the appropriations above to coordinate with the Texas Education Agency regarding sharing, integrating, and housing pre-kindergarten through grade 16 (P-16) public education data in implementing its Information Access Initiative. The two agencies shall work together to ensure that common and related data held by each agency is maintained in standardized, compatible formats to enable the efficient exchange of information between agencies and for matching of individual student records for longitudinally based studies and analysis. It is the intent of the Legislature that individual initiatives interact seamlessly across agency systems to facilitate efforts to integrate the relevant data from each agency into a longitudinal public education data resource to provide a widely accessible P-16 public education data warehouse.</p>
12	III-56	<p>Tobacco Funds - Estimated Appropriation and Unexpended Balance. Included in the amounts appropriated above to the Texas Higher Education Coordinating Board are estimated appropriations of amounts available for distribution or investment returns out of the Permanent Fund for Minority Health Research and Education and the Permanent Fund for Nursing, Allied Health and Other Health Related Programs.</p> <ol style="list-style-type: none"> Amounts available for distribution or investment returns in excess of the amounts estimated above are also appropriated. In the event that amounts available for distribution or investment returns are less than the amounts estimated above, this Act may not be construed as appropriating funds to make up the difference. All balances of estimated appropriations from the Permanent Fund for Minority Health Research, at the close of the fiscal year ending August 31, 2024<u>2023</u>, estimated to be \$0 (and included above in the Method of Finance) and the income to said fund during the fiscal years beginning September 1, 2024 <u>2023</u>, are hereby appropriated. Any unexpended appropriations made above as of August 31, 2022 <u>2024</u>, are hereby appropriated for the same purposes for fiscal year 2023 <u>2025</u>. All balances of estimated appropriations from the Permanent Fund for Nursing, Allied Health and Other Health Related Programs, at the close of the fiscal year ending August 31, 2024 <u>2023</u>, estimated to be \$0 (and included above in the Method of Finance) and the income to said fund during the fiscal years beginning September 1, 2024

3.B. Rider Revisions and Additions Request

		<p><u>2023</u>, are hereby appropriated. Any unexpended appropriations made above as of August 31, 2022 <u>2024</u>, are hereby appropriated for the same purposes for fiscal year 2023 <u>2025</u>.</p> <p><i>Justification: Updating dates</i></p>
13	III-57	<p>Reporting by Texas Higher Education Coordinating Board. It is the intent of the Legislature that the Texas Higher Education Coordinating Board include in its Legislative Appropriations Request for the 2024-25 <u>2026-27</u> biennium, information on actual expenditures and budgeted expenditures for the Baylor College of Medicine, which receives distributions from the Permanent Health Fund for Higher Education and the Permanent Endowment Fund for Baylor College of Medicine.</p> <p><i>Justification: Updating dates</i></p>
14	III-57	<p>Girl Scout Scholarships. The funds provided to the Girl Scout Scholarships are appropriated in accordance with Transportation Code §504.622 to provide grants to benefit the Girl Scouts. All balances provided to the Girl Scout Scholarships from the License Plate Trust Fund, Account 0802, as of August 31, 2024 <u>2023</u>, and all receipts received during the biennium beginning September 1, 2024 <u>2023</u>, are appropriated for the same purpose. Any balances on hand at the end of fiscal year 2022 <u>2024</u> may be carried over to the fiscal year 2023 <u>2025</u> and any such funds are appropriated for fiscal year 2023 <u>2025</u> for the same purpose.</p> <p><i>Justification: Updating dates</i></p>
15	III-57	<p>Houston Livestock Show and Rodeo Scholarships. The funds provided to the Houston Livestock Show and Rodeo Scholarships Program are appropriated in accordance with Transportation Code §504.613 to make grants to benefit the Houston Livestock Show and Rodeo. All balances provided to the Houston Livestock and Rodeo Scholarships from the License Plate Trust Fund, Account 0802, as of August 31, 2024 <u>2023</u>, and all receipts received during the biennium beginning September 1, 2024 <u>2023</u>, are appropriated for the same purpose. Any balances on hand at the end of fiscal year 2022 <u>2024</u> may be carried over to the fiscal year 2023 <u>2025</u> and any such funds are appropriated for fiscal year 2023 <u>2025</u> for the same purpose.</p> <p><i>Justification: Updating dates</i></p>
16	III-57	<p>Texas Collegiate License Plate Scholarships. The funds provided to the Texas Collegiate License Plate Scholarships program are appropriated in accordance with Transportation Code §504.615 to provide scholarships for students who demonstrate a need for financial assistance. Funds received from license plates for out of state institutions shall be transferred to the TEXAS Grants program and are hereby appropriated for the purpose set forth in Strategy B.1.1. All balances provided to the Texas Collegiate License Plate from the License Plate Trust Fund Account 0802, as of August 31, 2024 <u>2023</u>, and all receipts received during the biennium, beginning September 1, 2024 <u>2023</u> are appropriated for the same purpose.</p> <p>All receipts deposited in the state treasury during the biennium beginning September 1, 2024 <u>2023</u>, to the credit of the community colleges and independent institutions as provided by VTCA, Transportation Code §504.615 are appropriated for that period to the Coordinating Board for the purpose of providing scholarships for students who demonstrate a need for financial assistance at the independent institution or community college for which the receipts are credited.</p> <p><i>Justification: Updating dates</i></p>
17	III-57	<p>Appropriations Transfers Notwithstanding any other provisions of this bill, the Higher Education Coordinating Board may allow each institution to transfer, within a fiscal year, the lesser of 25 percent or \$60,000 between an allocation an institution received for one of these programs: the Texas College Work-Study Program, TEXAS Grant Program, Texas Educational</p>

3.B. Rider Revisions and Additions Request

		Opportunity Grant Program-Public Community Colleges, Texas Educational Opportunity Grant Programs-Public State and Technical Colleges and the Tuition Equalization Grant Program. This threshold is applied to the program from which the funds are being transferred.
18	III-57	<p>"College for Texans" Campaign License Plate. The funds provided to the "College for Texans" Campaign are appropriated in accordance with Transportation Code §504.657 for the purposes of the College for Texans Campaign. All balances provided to the "College for Texans" Campaign License Plate from the License Plate Trust Fund, Account 0802, as of August 31, 2024 <u>2023</u>, and all receipts received during the biennium beginning September 1, 2024 <u>2023</u>, are appropriated to the Coordinating Board for the biennium beginning September 1, 2024 <u>2023</u>, for the same purpose. Any balances on hand at the end of fiscal year 2022 <u>2024</u> are appropriated for fiscal year 2023 <u>2025</u> for the same purpose.</p> <p><i>Justification: Updating dates</i></p>
19	III-58	<p>Boy Scout Scholarships. The funds provided to the Boy Scout Scholarships are appropriated in accordance with Transportation Code §504.6545 to provide grants to benefit the Boy Scouts. All balances provided to the Boy Scout Scholarships from the License Plate Trust Fund Account 0802, as of August 31, 2024 <u>2023</u>, and all receipts received during the biennium beginning September 1, 2024 <u>2023</u>, are appropriated to the Coordinating Board for the biennium beginning September 1, 2024 <u>2023</u>, for the same purpose. Any balances on hand at the end of fiscal year 2022 <u>2024</u> are appropriated for fiscal year 2023 <u>2025</u> for the same purpose.</p> <p><i>Justification: Updating dates</i></p>
20	III-58	<p>Cotton Boll Scholarships. The funds provided to the Cotton Boll Scholarships are appropriated in accordance with Transportation Code §504.636 for the purpose of providing scholarships to students who are pursuing a degree in an agricultural field related to the cotton industry while enrolled in an institution of higher education. All balances provided to the Cotton Boll Scholarships from the License Plate Trust Fund, Account 0802, as of August 31, 2024 <u>2023</u>, and all receipts received during the biennium beginning September 1, 2024 <u>2023</u>, are hereby appropriated to the Coordinating Board for the biennium beginning September 1, 2024 <u>2023</u>, for the same purpose. Any balances on hand at the end of fiscal year 2022 <u>2024</u> are appropriated for fiscal year 2023 <u>2025</u> for the same purpose.</p> <p><i>Justification: Updating dates</i></p>
21	III-58	<p>Tobacco Funds-Baylor College of Medicine-Permanent Health Fund. Included in the amounts appropriated to the Baylor College of Medicine in Strategy E.1.4, Tobacco-Permanent Health Fund, is an estimated appropriation based on the Baylor College of Medicine's allocation of amounts, under Section 63.003, Education Code, available for distribution out of the Permanent Health Fund for Higher Education, estimated to be \$1,914,193 in each year of the 2022-23 <u>2024-25</u> biennium. These funds are to be used for purposes specified in Education Code, §63.002 (c), (d), and (f).</p> <p>Amounts available for distribution or investment returns in excess of the amounts listed above in Strategy E.1.4, Tobacco-Permanent Health Fund, are also appropriated. In the event that amounts available for distribution or investment returns are less than the amounts listed above in Strategy E.1.4, Tobacco-Permanent Health Fund, this Act may not be construed as appropriating funds to makeup the difference.</p> <p>All balances of estimated appropriations from the institution's allocation from the amounts available for distribution out of the Permanent Health Fund for Higher Education, at the close of the fiscal year ending August 31, 2024 <u>2023</u>, estimated to be \$0 (and included in the Method of Finance above) and the income to said fund during the fiscal year beginning September 1, 2024 <u>2023</u>, are hereby appropriated. Any unexpended appropriations made above as of August 31, 2022 <u>2024</u>, are appropriated for the same purposes in fiscal year 2023 <u>2025</u>.</p>

3.B. Rider Revisions and Additions Request

		<i>Justification: Updating dates</i>
22	III-58	Texas College Work Study Program. Because of the positive effect of work study programs on student participation and success, funds appropriated above to Strategy B.1.5, College Work Study Program, are intended to maximize the extent to which state funds appropriated for student grants that are awarded with criteria requiring a work study component.
23	III-58	<p>Tobacco Funds - Baylor College of Medicine-Permanent Endowment Fund. Included in the amounts appropriated to Baylor College of Medicine in Strategy E.1.3, Tobacco-Permanent Endowment is an estimated appropriation of amounts available for distribution or investment returns out of the Permanent Endowment Fund for the Baylor College of Medicine.</p> <ul style="list-style-type: none"> a. Amounts available for distribution or investment returns in excess of the amounts estimated above are also appropriated. In the event that amounts available for distribution or investment returns are less than the amounts estimated above, this Act may not be construed as appropriating funds to makeup the difference. b. All balances of estimated appropriations from the Permanent Endowment Fund for the Baylor College of Medicine and all balances from the institution's allocation from the amounts available for distribution out of the Permanent Health Fund for Higher Education, at the close of the fiscal year ending August 31, 2024 <u>2023</u>, estimated to be \$0 (and included in the Method of Finance above), and the income to said fund during the fiscal years beginning September 1, 2024 <u>2023</u>, are appropriated. Any unexpended appropriations made above as of August 31, 2022 <u>2024</u>, are appropriated for the same purposes for fiscal year 2023 <u>2025</u>. <p><i>Justification: Updating dates</i></p>
24	III-59	Annual Financial Aid Report. The Coordinating Board shall present an annual report concerning student financial aid at Texas public and independent institutions of higher education. This report shall be provided to the Legislative Budget Board by November 1 of each calendar year.
25	III-59	Physician Education Loan Repayment Program Retention Rates. The Texas Higher Education Coordinating Board shall report the results of a survey of physicians who have completed a Physician Education Loan Repayment Program application in which the physician agreed to practice in a health professional shortage area in exchange for a loan repayment award to determine rates of retention in those shortage areas and counties. The Texas Higher Education Coordinating Board shall report the results of the survey in its Annual Financial Aid Report of every even numbered year.
26	III-59	Texas Armed Services Scholarship Program Out of the funds appropriated above in Strategy B.1.8, Texas Armed Services Scholarship Program, any unexpended balances on hand on or after March 1 of each year shall be transferred to the TEXAS Grant Program and are hereby appropriated for the purpose set forth in Strategy B.1.1. Any payments received on Texas Armed Services Scholarship Program loans are appropriated to Strategy A.1.2 for administration of the program.

3.B. Rider Revisions and Additions Request

27	III-59	<p>Professional Nursing Shortage Reduction Program. Appropriations for the Professional Nursing Shortage Reduction program total \$9,440,024 in fiscal year 2022 <u>2024</u> and \$9,440,024 in fiscal year 2023 <u>2025</u>. These funds shall be allocated as follows:</p> <p>The Texas Higher Education Coordinating Board (THECB) shall allocate the funds appropriated in their bill pattern in Strategy D.1.6, as follows:</p> <ul style="list-style-type: none"> a. Up to 5 percent each year may be used for administrative expenses. b. Funds shall be distributed in an equitable manner to institutions with nursing programs, including institutions graduating their first nursing class, based on increases in numbers of nursing students graduating. Nursing graduates include graduates for both initial licensure and bachelor's completion, RN-to-BSN programs. The THECB shall apply a weight of 1.5 for increased graduates in nursing educator programs identified with a Classification of Instructional Program code of 51.3808 and 51.3817. The THECB shall allocate up to 50 percent in each fiscal year of the biennium and any unexpended amounts to community colleges. c. For THECB expenditure purposes, any funds not expended in fiscal year 2022 <u>2024</u> may be expended in fiscal year 2023 <u>2025</u> for the same purposes. If an institution spends funds on nonqualifying expenditures or does not spend the funds within the designated timeframe, the institution shall return these funds to the THECB by the date specified by THECB rule. The THECB shall reallocate these funds to other qualified programs. All institutions receiving funds shall submit to the THECB a detailed accounting of funds received, obligated or expended. d. The THECB may not include nonresident students who are enrolled in online professional nursing programs while residing outside of the state in methodologies used to calculate program awards described in Paragraph b. e. Using funds under subsection (a), the Higher Education Coordinating Board shall consider if and how metrics relating to quality of nursing programs should be incorporated in the program and any recommendations for weighting of different types of nursing degrees awarded. The Coordinating Board shall confer with higher education nursing programs and the Texas Nurses Association in the developing of these weighted metrics. The Coordinating Board shall make any recommendations to the Legislature by November 1, 2022. It is the intent of the legislature that this subsection (e) expire after the 2022-23 biennium. <p><i>Justification: Updating dates and deleting an expired provision</i></p>
28	III-59	<p>Physician Education Loan Repayment Program. The funds provided to Strategy C.1.3, Educational Loan Repayment for the Physician Education Loan Repayment Program, are appropriated in accordance with Education Code §§ 61.531– 61.539 for repayment of eligible student loans received by a physician who meets the stipulated requirements. Any balances on hand at the end of fiscal year 2022 may be carried over to fiscal year 2023 for the same purpose.</p> <p><i>Justification: Deleting this rider, since it is already covered in Rider 56</i></p>
29	III-60	<p>Family Practice Rural and Public Health Rotations. Funds appropriated above for Family Practice Residency Programs, include up to \$113,957 in fiscal year 2022 <u>2024</u> and \$113,957 in fiscal year 2023 <u>2025</u> for one month rural rotations or one month public health rotations for family practice residents in accordance with the provision of Education Code §51.918.</p> <p><i>Justification: Updating dates</i></p>

3.B. Rider Revisions and Additions Request

30	III-60	<p>Teach for Texas Loan Repayment Assistance Program.</p> <p>a. Of the funds appropriated above in Strategy C.1.3, Educational Loan Repayment Program for the Teach for Texas Loan Repayment Program, any unexpended balances on hand at the end of fiscal year 2022 are appropriated for the same purposes in fiscal year 2023.</p> <p>b. Any payments received from students are hereby appropriated for the same purposes as the original Teach for Texas Loan Repayment Assistance Program.</p> <p><i>Justification: Recommend deleting a. as UB authority is already addressed for all loan repayment programs in Rider 56. Recommend moving b. to Rider 56 to consolidate all loan repayment provisions into a single rider since these programs are now housed in single budget strategy.</i></p>
31	III-60	<p><u>Developmental Education and Underprepared Student Support.</u> Funds appropriated above in Strategy A.1.3, College Readiness and Success for the Developmental Education Program, \$1,285,250 in General Revenue for fiscal year 2022<u>2024</u> and \$1,285,250 in General Revenue for fiscal year 2023<u>2025</u> shall be used to continue scaling effective strategies that promote systemic reforms, to improve student outcomes and provide professional development opportunities for faculty and staff focused on improving <u>evidence-based practices</u> for advising, acceleration strategies, and completions/transfers of underprepared students. Out of funds appropriated to this strategy, the Higher Education Coordinating Board will collaborate with Texas public institutions of higher education to scale <u>and enhance</u> corequisite models using non course competency-based interventions, emporium/modular and other innovative technology-based and hybrid delivery models, tutoring and supplemental instruction, <u>as well as support services impacting persistence and completions</u>. Out of funds appropriated to this strategy, the Higher Education Coordinating Board will analyze and compare information collected annually from all Texas public institutions on the annual Developmental Education Program Survey and other Texas Success Initiative (TSI) data to determine the most effective and efficient interventions and submit a report to the Governor, Lieutenant Governor, Speaker of the House, the Chair of the Senate Finance Committee, the Chair of House Appropriations, Senate Committee on Higher Education and House Committee on Higher Education before February 1, 2023<u>2025</u>. Any balances remaining as of August 31, 2022<u>2024</u>, are hereby appropriated for the same purpose for the fiscal year beginning September 1, 2022<u>2024</u>.</p> <p><i>Justification: "Underprepared students" is the more broad term used for both non-college ready and college ready but struggling students. Adding "evidence-based" and "enhance" focuses on data analyses and continuous improvement. Adding "support services" aligns with the broader student success work.</i></p>

3.B. Rider Revisions and Additions Request

32	III-60	<p>Toward EXcellence, Access and Success (TEXAS) Grant Program. For all funds appropriated in Strategy B.1.1, TEXAS Grant Program, and funds transferred into the TEXAS Grant Program, any unexpended balances on hand at the end of fiscal year 2022 <u>2024</u> are hereby appropriated for the same purposes in fiscal year 2023 <u>2025</u>.</p> <p>Any amounts received by the Higher Education Coordinating Board as donations under Texas Education Code §56.310 during the biennium beginning September 1, 2024 <u>2023</u>, are hereby appropriated for the purpose of awarding TEXAS Grants during the biennium beginning September 1, 2024 <u>2023</u>.</p> <p>Any amounts transferred to the Higher Education Coordinating Board by the Comptroller of Public Accounts in accordance with Texas Property Code §72.1016(e) which provides that five percent of the money collected from stored value cards presumed to be abandoned are to be used as grants under Subchapter M. Education Code Chapter 56, are hereby appropriated for the biennium beginning September 1, 2024 <u>2023</u>, for the purpose of awarding TEXAS Grants during the biennium beginning September 1, 2024 <u>2023</u>.</p> <p><i>Justification: updating dates</i></p>
33	III-60	<p>Texas Educational Opportunity Grant (TEOG) Program-Public Community Colleges. Out of the funds appropriated above in Strategy B.1.3, Texas Educational Opportunity Grant Public Community Colleges, the Higher Education Coordinating Board shall distribute funding to Public Community Colleges for the Texas Educational Opportunity Grant Program. For all funds appropriated above in Strategy B.1.3, Texas Educational Opportunity Grant Public Community Colleges, and funds transferred into the Texas Educational Opportunity Grant Program Public Community Colleges, any unexpended balances on hand at the end of fiscal year 2022 <u>2024</u> may be carried over to fiscal year 2023 <u>2025</u> for the same purpose.</p> <p><i>Justification: Updating dates</i></p>
34	III-60	<p>Texas Educational Opportunity Grant (TEOG) Program-Public State and Technical Colleges. Out of the funds appropriated above in Strategy B.1.4, Texas Educational Opportunity Grant Public State and Technical Colleges, the Higher Education Coordinating Board shall distribute funding to Public State and Technical Colleges for the Texas Educational Opportunity Grant Program. For all funds appropriated above in Strategy B.1.4, Texas Educational Opportunity Grant-Public State and Technical Colleges, and funds transferred into the Texas Educational Opportunity Grant Program Public State and Technical Colleges, any unexpended balances on hand at the end of fiscal year 2022 <u>2024</u> may be carried over to fiscal year 2023 <u>2025</u> for the same purpose.</p> <p><i>Justification: updating dates</i></p>
35	III-61	<p>College Work-Study (CWS) Program. For all funds appropriated above in Strategy B.1.5, College Work Study (CWS) Program and funds transferred into the CWS Grant Program, any unexpended balances on hand at the end of fiscal year 2022 <u>2024</u> may be carried over to fiscal year 2023 <u>2025</u> for the same purpose.</p> <p><i>Justification: updating dates</i></p>
36	III-61	<p>Full-Time Equivalents Funded by Private Grants. Consistent with the provisions in Article IX, §6.10, the Texas Higher Education Coordinating Board may exceed the limitation on the number of full-time equivalent employees (FTEs) indicated above only by the number of FTEs whose salaries, benefits, and other expenses related to employment are through private grant funds.</p>
37	III-61	<p>Graduate Medical Education Expansion. Out of funds appropriated above in Strategy D.1.3, Graduate Medical Education Expansion, the Higher Education Coordinating Board shall allocate funds as follows:</p>

3.B. Rider Revisions and Additions Request

		<p>a. \$239,345 in fiscal year 2022 <u>2024</u> and \$239,345 in fiscal year 2023 <u>2025</u> in Strategy D.1.3, Graduate Medical Education Expansion, shall be used to award one-time graduate medical education planning and partnership grants to hospitals, medical schools, and community-based ambulatory patient care centers to develop new graduate medical education programs.</p> <p>b. \$82,878,570 in fiscal year 2022 <u>2024</u> and \$82,878,570 in fiscal year 2023 <u>2025</u> in Strategy D.1.3. Graduate Medical Education Expansion, shall be used to enable new or existing GME programs to increase the number of first year residency positions and provide support to these positions through the biennium. The minimum per resident award amount is \$75,000.</p> <p>c. \$4,739,027 in fiscal year 2022 <u>2024</u> and \$4,739,027 in fiscal year 2023 <u>2025</u> in Strategy C.1.3, Graduate Medical Education Expansion, shall be used to award grants to graduate medical education programs to enable those programs that received a grant award in fiscal years 2016 and 2017 to fill first year residency positions that are unfilled as of July 1, 2013.</p> <p>d. \$11,668,058 in fiscal year 2022 <u>2024</u> and \$11,668,058 in fiscal year 2023 <u>2025</u> in Strategy D.1.3, Graduate Medical Education Expansion, shall be used to award grants to graduate medical education programs that received a grant award for the New and Expanded Graduate Medical Education Program in fiscal year 2015.</p> <p>Any unexpended balances on hand at the end of fiscal year 2022 <u>2024</u> are hereby appropriated for the same purpose for fiscal year 2023 <u>2025</u>.</p> <p>Notwithstanding Article IX, Section 14.01 of this Act any funds identified above that remain unexpended and unobligated after the purposes stated in this rider have been reasonably addressed, may be transferred to the other programs identified by this rider.</p> <p><i>Justification: Updating dates</i></p>
38	III-61	<p>Nursing Faculty Loan Repayment Assistance Program. The funds provided to the Nursing Faculty Loan Repayment Program are appropriated to Strategy C.1.3, Educational Loan Repayment, in accordance with Education Code §§ 61.9821–61.9828 for repayment of eligible student loans received by qualified nurses who meet the stipulated requirements. Any balances on hand at the end of fiscal year 2022 may be carried over to fiscal year 2023 for the same purpose. In accordance with Texas Education Code Chapter 61, Subchapter II, §61.9826 which provides for the allocation of funds from the Physician Education Loan Repayment Program Fund (Account 5144) for the Nursing Faculty Loan Repayment Assistance Program, any reallocated funds are hereby appropriated for loan repayment assistance to qualifying nursing faculty.</p> <p>Justification: Recommend deleting the first two sentences as UB authority is addressed for all loan repayment programs in Rider 56. Recommend moving the last sentence to Rider 56 to consolidate riders regarding loan repayment programs.</p>
39	III-61	<p>Family Practice Residency Program. All unexpended balances for Strategy D.1.1, Family Practice Residency Program at the end of fiscal year 2022 <u>2024</u> may be carried over to fiscal year 2023 <u>2025</u> for the same purpose</p> <p><i>Justification: Updating dates</i></p>

3.B. Rider Revisions and Additions Request

40	III-61	<p>Trauma Fellowships. Appropriations above to the Higher Education Coordinating Board in Strategy D.1.4, Trauma Care Program, include \$1,957,203 in fiscal year 2022 <u>2024</u> and \$1,957,203 in fiscal year 2023 <u>2025</u> from General Revenue. This program provides funds for the expansion of physician and nursing trauma fellowships per Education Code, Chapter 61, Article 9, Subchapter HH, Texas Emergency and Trauma Care Educational Partnership Program. Any unexpended balance for Strategy D.1.4, Trauma Care Program, at the end of fiscal year 2022 <u>2024</u> may be carried over to fiscal year 2023 <u>2025</u> for the same purpose.</p> <p><i>Justification: updating dates</i></p>
41	III-62	<p>Texas Research Incentive Program. Funds appropriated above in Strategy G.1.1, Texas Research Incentive Program, shall be distributed in accordance with Education Code, Sections 62.121-62.124.</p>
42	III-62	<p>Educational Aide Program. For all funds appropriated in Strategy B.1.7, Educational Aide Program, any unexpended balances on hand at the end of fiscal year 2022 <u>2024</u> are hereby appropriated for the same purposes in fiscal year 2023 <u>2025</u>. The Higher Education Coordinating Board is directed to prioritize the distribution of funds appropriated above in Strategy B.1.7, Educational Aid Program, to institutions providing a match of at least 10 percent for each exemption awarded.</p> <p><i>Justification: updating dates</i></p>
43	III-62	<p>Advise TX. The Higher Education Coordinating Board may solicit and accept gifts for additional support for the Advise TX College Advising Corps. Any unexpended balances on hand at the end of fiscal year 2022 <u>2024</u> may be carried over to fiscal year 2023 <u>2025</u> for the same purpose.</p>
44	III-62	<p>Autism Grant Program. Out of funds appropriated above to Strategy G.1.2, the Texas Higher Education Coordinating Board (THECB) shall distribute to autism research centers at public and private institutions of higher education that currently provide evidence-based behavioral services and training, in the amounts and for the purposes as follows:</p> <ul style="list-style-type: none"> a. Parent-directed Treatment: \$2,055,000 per fiscal year to serve 750 children per year; b. Board-certified Behavioral Analyst (BCBA) Training for Teachers/Paraprofessionals: \$950,000 per fiscal year to serve 2,547 children per year. The research centers may contract with educational service centers to provide this training; c. Research, development and evaluation of innovative autism treatment models: \$700,000 per fiscal year; and d. Administrative support of the programs in subsections a through c: \$150,000 per fiscal year may be expended by the Higher Education Coordinating Board. e. If funds appropriated under Paragraphs a, b, or c exceed the funds that can be expended in accordance with the requirements of that paragraph, the Higher Education Coordinating Board may expend the excess funds for any purpose described in Paragraphs a, b, or c. f. Any unexpended balances on hand at the end of fiscal year 2022 <u>2024</u> are hereby appropriated for the same purpose for fiscal year 2023 <u>2025</u>. <p>THECB shall gather data on the above programs from each institution's autism research center and submit an annual report on the effectiveness of each program, including the number of children served, the number of parents and/or</p>

3.B. Rider Revisions and Additions Request

		<p>teachers/paraprofessionals trained, and the results of the research on innovative treatment models. The report shall be submitted no later than September 1 of each year, to the Legislative Budget Board, Office of the Governor, the Chair of the House Appropriations Committee, Chair of the Senate Finance Committee, Speaker of the House, and Lieutenant Governor.</p> <p><i>Justification: updating dates</i></p>
45	III-62	<p>Permanent Fund Supporting Graduate Medical Education. The proceeds of the Permanent Fund Supporting Graduate Medical Education available for allocation are appropriated in Strategy D.1.3, Graduate Medical Education Expansion, at the Texas Higher Education Coordinating Board in Other Funds for each year of the biennium ending August 31, 2023 <u>2025</u>, for the purpose of supporting Graduate Medical Education.</p> <p><i>Justification: updating dates</i></p>
46	III-62	<p>Math and Science Scholar's Loan Repayment Program. The funds provided to Strategy C.1.3, Educational Loan Repayment Program include funding for the Math and Science Scholar's Loan Repayment Program, which are appropriated in accordance with Education Code §§ 61.9831-61.9841, in order to assist Texas Teachers in repaying higher education loan debt if they choose to teach math or science in a school district identified as a Title I school.</p> <p>Justification: Deleting this rider, since it is already covered in Rider 56</p>
47	III-62	<p>Advise TX Reporting Requirement. Out of funds appropriated above, the Higher Education Coordinating Board shall report information regarding the effectiveness of the Advise TX program to the Legislative Budget Board and Governor's Office by January 1st of each year.</p>
48	III-63	<p>Program to Encourage Certification to Teach Bilingual Education, English as a Second Language, or Spanish. Out of the funds appropriated above in Strategy C.1.2, Bilingual Education Program, the Coordinating Board may allocate in equal amounts to the University of North Texas, University of North Texas at Dallas, Texas Woman's University, The University of Texas at Dallas, The University of Texas Arlington, Texas A&M Commerce and DFW Tech Teach, in consultation with Texas Tech University, to be used for grants to provide financial incentives in the form of tuition assistance, to encourage students who enroll in an educator preparation program at the university to become certified to teach bilingual education, English as a Second Language, or Spanish in school districts with high critical needs. Any balances on hand at the end of fiscal year 2022 <u>2024</u> may be carried over to fiscal year 2023 <u>2025</u> for the same purpose.</p> <p>The program shall make awards to qualified students admitted to the Teacher Education Program in Bilingual Education or other comparable programs for teacher education in English as a second language or Spanish. Qualified students must: 1) have demonstrated financial need, as defined by the Coordinating Board and 2) determined by the completion of a Free Application for Federal Student Aid form and the institution's financial aid office; 2) Successfully pass the State Board for Educator Certification Bilingual Target Language Proficiency Test; and 3) Maintain a minimum cumulative 3.0 GPA. The program shall submit a report not later than January 1, 2023 <u>2025</u>, to the Texas Higher Education Coordinating Board detailing annual information on the following performance measures:</p> <p>a. Student graduation rates from the program;</p> <p>b. Passage rates for the Texas Examination of Education Standards Bilingual Education Supplemental exam and/or the English as a Second Language Supplemental exam; and Graduate employment data at Texas public school districts.</p>

3.B. Rider Revisions and Additions Request

		<p><i>Justification: This program is significantly undersubscribed due to restrictive language in the rider. The requirement to “successfully pass the State Board for Educator Certification Bilingual Target Language Proficiency Test” results in institutions being unable to provide funding to students through this program. The test does not occur until the last semester of a student’s program. The test is also focused solely on bilingual education and is thus not taken by individuals pursuing certification in English as a Second Language or Spanish.</i></p>																											
49	III-63	<p>Open Educational Resources. Out of funds appropriated above to Strategy B.1.9, Open Educational Resources, \$106,025 in General Revenue in fiscal year 2022 <u>2024</u> and \$106,024 in General Revenue in fiscal year 2023 <u>2025</u> may be used for grants under the Open Educational Resources Grant Program enacted by Senate Bill 810, Eighty-fifth Legislature, 2017. Additionally, up to \$125,000 in General Revenue in fiscal year 2022 <u>2024</u> and up to \$125,000 in General Revenue in fiscal year 2023 <u>2025</u> shall be used for the creation, maintenance and support of an Open Educational Resources Repository.</p> <p>Out of funds appropriated above, the Higher Education Coordinating Board shall report information regarding the effectiveness of the Open Educational Resources Grant program to the Legislative Budget Board and Governor’s Office by October 1st of each year.</p> <p>Any unexpended balances at the end of fiscal year 2022 <u>2024</u>, are appropriated for the same purpose for the fiscal year 2023 <u>2025</u>.</p> <p><i>Justification: updating dates</i></p>																											
50	III-63	<p>Preceptorship Program. All unexpended balances for Strategy D.1.2, Preceptorship Program, at the end of fiscal year 2022 <u>2024</u> may be carried over to fiscal year 2023 <u>2025</u> for the same purpose.</p> <p><i>Justification: updating dates</i></p>																											
51	III-63	<p>Texas Child Mental Health Care Consortium.</p> <p>(a) Appropriation. Included in the amounts appropriated above in Strategy D.1.7, Child Mental Health Care Consortium, is \$59,254,136 in General Revenue in fiscal year 2022 <u>2024</u> and \$59,254,136 in General Revenue in fiscal year 2023 <u>2025</u>. Also included in the amounts appropriated above in Strategy D.1.7, Child Mental Health Care Consortium is all unexpended balances as of August 31, 2024 <u>2023</u>, to be used for the same purpose for the biennium beginning September 1, 2024 <u>2023</u> (estimated to be \$9,366,938 in General Revenue).</p> <p>(b) Programs. At the direction of the Texas Child Mental Health Care Consortium (TCMHCC), the Texas Higher Education Coordinating Board (THECB) shall transfer appropriations through interagency contracts with health-related institutions for the following programs:</p> <table> <tr> <th></th><th><u>2022</u> <u>2024</u></th><th><u>2023</u> <u>2025</u></th></tr> <tr> <td>Program</td><td></td><td></td></tr> <tr> <td>Child Psychiatry Access Network (CPAN)</td><td>\$ 15,797,037</td><td>\$ 15,797,037</td></tr> <tr> <td>Texas Child Access Through Telemedicine</td><td>\$ 25,273,565</td><td>\$ 25,273,565</td></tr> <tr> <td>Workforce Expansion</td><td>\$ 6,962,325</td><td>\$ 6,962,325</td></tr> <tr> <td>CAP Fellowships</td><td>\$ 4,110,234</td><td>\$ 4,110,234</td></tr> <tr> <td>Coordinated Research</td><td>\$ 5,000,000</td><td>\$ 5,000,000</td></tr> <tr> <td>Central Operation Support Hub</td><td>\$ 1,135,975</td><td>\$ 1,135,975</td></tr> <tr> <td>External Evaluation</td><td>\$ 375,000</td><td>\$ 375,000</td></tr> </table>		<u>2022</u> <u>2024</u>	<u>2023</u> <u>2025</u>	Program			Child Psychiatry Access Network (CPAN)	\$ 15,797,037	\$ 15,797,037	Texas Child Access Through Telemedicine	\$ 25,273,565	\$ 25,273,565	Workforce Expansion	\$ 6,962,325	\$ 6,962,325	CAP Fellowships	\$ 4,110,234	\$ 4,110,234	Coordinated Research	\$ 5,000,000	\$ 5,000,000	Central Operation Support Hub	\$ 1,135,975	\$ 1,135,975	External Evaluation	\$ 375,000	\$ 375,000
	<u>2022</u> <u>2024</u>	<u>2023</u> <u>2025</u>																											
Program																													
Child Psychiatry Access Network (CPAN)	\$ 15,797,037	\$ 15,797,037																											
Texas Child Access Through Telemedicine	\$ 25,273,565	\$ 25,273,565																											
Workforce Expansion	\$ 6,962,325	\$ 6,962,325																											
CAP Fellowships	\$ 4,110,234	\$ 4,110,234																											
Coordinated Research	\$ 5,000,000	\$ 5,000,000																											
Central Operation Support Hub	\$ 1,135,975	\$ 1,135,975																											
External Evaluation	\$ 375,000	\$ 375,000																											

3.B. Rider Revisions and Additions Request

		<p>Administration \$ 600,000 \$ 600,000</p> <p>(c) Administration and Oversight. Not later than September 1, 2024 <u>2023</u>, out of funds referenced in Subsection (b) of this rider, THECB shall execute interagency and other contracts to transfer \$600,000 in fiscal year 2022 <u>2024</u> and \$600,000 in fiscal year 2023 <u>2025</u> to an institution of higher education designated by TCMHCC for oversight and evaluation of the outlined initiatives. THECB may employ, using existing resources, one additional FTE in each fiscal year of the 2022-23 <u>2024-25</u> biennium to oversee the transfer.</p> <p>(d) Transfers and LBB Approval. TCMHCC may transfer up to 10 percent of funds between programs referenced in Subsection (b) of this rider. If TCMHCC needs to transfer more than 10 percent of funds between programs, TCMHCC shall seek approval from the Legislative Budget Board (LBB). The request shall be considered approved unless the LBB issues a written disapproval within 10 business days.</p> <p>(e) Unexpended Balances. Any unexpended balances remaining as of August 31, 2022 <u>2024</u>, are appropriated for the same purpose in the fiscal year beginning September 1, 2022 <u>2024</u>.</p> <p>(f) Contingency for Behavioral Health Funds. Notwithstanding appropriation authority granted above, the Comptroller of Public Accounts shall not allow the expenditure of General Revenue-Related Funds at the Texas Higher Education Coordinating Board in Strategy, D.1.7, Child Mental Health Care Consortium, in fiscal year 2022 <u>2024</u> or 2023 <u>2025</u>, as identified in Art. IX §10.04, Statewide Behavioral Health Strategic Plan and Coordinated Expenditures, if the Legislative Budget Board provides notification to the Comptroller of Public Accounts that the agency's planned expenditure of those funds in fiscal year 2022 <u>2024</u> or fiscal year 2023 <u>2025</u> does not satisfy the requirements of Art. IX §10.04, Statewide Behavioral Health Strategic Plan and Coordinated Expenditures.</p>												
52	III-64	<p>Informational Listing of Appropriated Funds: College Readiness and Success. Funds appropriated above in Strategy A.1.3, College Readiness and Success, are intended to assist Texans to prepare for, enter, and/or reenter higher education. These include programs that increase advising at Texas high schools with low college-going rates, improve the effectiveness and delivery of developmental education, and identify and assist adults with some college but no degree to complete a postsecondary credential. The distribution of available amounts in Strategy A.1.3, College Readiness and Success includes, but is not limited to, the following program allocations:</p> <table> <tr> <th>Program</th><th><u>2022 2024</u></th><th><u>2023 2025</u></th></tr> <tr> <td>Advise TX</td><td>\$1,950,000</td><td>\$1,950,000</td></tr> <tr> <td>Developmental Education</td><td>\$1,285,250</td><td>\$1,285,250</td></tr> <tr> <td>Total</td><td>\$3,235,250</td><td>\$3,235,250</td></tr> </table> <p>If General Revenue funds appropriated for any program above exceed the funds that can be expended in accordance with the requirements of the program, the Higher Education Coordinating Board may expend the excess funds for any other purpose above.</p> <p>Any unexpended balances on hand at the end of fiscal year 2022 <u>2024</u> are appropriated for the same purposes in fiscal year 2023 <u>2025</u>.</p>	Program	<u>2022 2024</u>	<u>2023 2025</u>	Advise TX	\$1,950,000	\$1,950,000	Developmental Education	\$1,285,250	\$1,285,250	Total	\$3,235,250	\$3,235,250
Program	<u>2022 2024</u>	<u>2023 2025</u>												
Advise TX	\$1,950,000	\$1,950,000												
Developmental Education	\$1,285,250	\$1,285,250												
Total	\$3,235,250	\$3,235,250												
53	III-64	<p>Texas OnCourse Program. From funds appropriated above to Strategy A.1.4, Texas OnCourse Program, the Higher Education Coordinating Board shall, pursuant to the intra-agency agreement related to the operation of the OnCourse Program executed between the University of Texas at Austin and the Higher Education Coordinating Board, continue to design, develop</p>												

3.B. Rider Revisions and Additions Request

		<p>and implement a digital library of competency-based college and career advising resources to improve college and career advising for secondary, postsecondary, and adult students across the state, and to provide educators, students and parents access to digital tools and resources for college and career planning. In coordination with the Governor's Tri Agency Initiative, the program shall support the use of strategic and technology driven approaches to student advising based on student demographics, enrollment, performance and outcomes data. The Board may contract with the Texas Higher Education Foundation in order to license or otherwise commercialize products and resources developed by Texas OnCourse.</p> <p>Any unexpended appropriations remaining from the intra-agency agreement related to the operation of the OnCourse Program executed between the University of Texas at Austin and the Higher Education Coordinating Board as of August 31, 2024 <u>2023</u>, are appropriated to the Higher Education Coordinating Board for the same purposes for fiscal year 2022 <u>2024</u>. Any unexpended balances remaining as of August 31, 2022 <u>2024</u>, are appropriated for the same purposes for the fiscal year beginning September 1, 2022 <u>2024</u>.</p> <p><u>All revenue received during fiscal year 2024 and 2025, related to the use of OnCourse services, are appropriated.</u></p> <p><i>Justification: Texas OnCourse Interagency agreement with UT Austin has expired and is operating independently with funding within this bill pattern. The program may receive revenue for providing counselor related services to other entities under some agreements. This would appropriate that funding in these fiscal years. UB authority is necessary to ensure continued funding for development of various initiatives that may span multiple fiscal years.</i></p>															
54	III-65	<p>Graduate Medical Education Expansion Administration. It is the intent of the legislature, that in administering the program above in Strategy D.1.3, Graduate Medical Education Expansion, the Higher Education Coordinating Board shall consider the timing of the grant application and award process, and shall consider the time needed to obtain accreditation approval of new residency positions as well as the time needed to allow new residency positions to be included in the next scheduled annual match process by the National Resident Matching Program.</p> <p><i>Justification: Recommend merging this language into Rider 37 regarding the GME Expansion program.</i></p>															
55	III-65	<p>Contingency for Senate Bill 1888. Contingent on enactment of SB 1888, or similar legislation relating to the establishment of certain programs to facilitate early high school graduation and enrollment at public institutions of higher education and to the repeal of the Early High School Graduation Scholarship program, by the Eighty-seventh Legislature, Regular Session, the Higher Education Coordinating Board shall implement the provisions of the bill out of funds appropriated to the agency elsewhere in this Act.</p> <p>Justification: Contingency rider no longer necessary.</p>															
56	III-65	<p>Informational Listing of Appropriated Funds: Educational Loan Repayment Programs. The distribution of available amounts in Strategy C.1.3, Educational Loan Repayment Program includes the following program allocations:</p> <table> <tr> <th>Program</th><th><u>2022</u> <u>2024</u></th><th><u>2023</u> <u>2025</u></th></tr> <tr> <td>Teach for Texas Loan Repayment Program</td><td>\$1,304,063</td><td>\$1,304,063</td></tr> <tr> <td>Math and Science Loan Repayment Program</td><td>1,255,313</td><td>1,255,313</td></tr> <tr> <td>Peace Officer Loan Repayment Program</td><td>2,063,757</td><td>2,063,757</td></tr> <tr> <td>Physician Education Loan Repayment Program</td><td>14,767,492</td><td>14,767,492</td></tr> </table>	Program	<u>2022</u> <u>2024</u>	<u>2023</u> <u>2025</u>	Teach for Texas Loan Repayment Program	\$1,304,063	\$1,304,063	Math and Science Loan Repayment Program	1,255,313	1,255,313	Peace Officer Loan Repayment Program	2,063,757	2,063,757	Physician Education Loan Repayment Program	14,767,492	14,767,492
Program	<u>2022</u> <u>2024</u>	<u>2023</u> <u>2025</u>															
Teach for Texas Loan Repayment Program	\$1,304,063	\$1,304,063															
Math and Science Loan Repayment Program	1,255,313	1,255,313															
Peace Officer Loan Repayment Program	2,063,757	2,063,757															
Physician Education Loan Repayment Program	14,767,492	14,767,492															

3.B. Rider Revisions and Additions Request

		<p>Mental Health Loan Repayment Program 1,035,938 1,035,938</p> <p>Nursing Faculty Loan Repayment Program 1,462,500 1,462,500</p> <p>Total \$21,889,063 \$21,889,063</p> <p>If General Revenue funds appropriated for any program above exceed the funds that can be expended in accordance with the requirements of the program, the Higher Education Coordinating Board may expend the excess funds for any other purpose above.</p> <p>Any unexpended balances on hand at the end of fiscal year 2022 <u>2024</u> are appropriated for the same purposes in fiscal year 2023 <u>2025</u>.</p> <p><u>Any payments received from students in the Teach for Texas Loan Repayment Program are hereby appropriated for the same purposes as the original Teach for Texas Loan Repayment Assistance Program. In accordance with Texas Education Code Chapter 61, Subchapter II, §61.9826 which provides for the allocation of funds from the Physician Education Loan Repayment Program Fund (Account 5144) for the Nursing Faculty Loan Repayment Assistance Program, any reallocated funds are hereby appropriated for loan repayment assistance to qualifying nursing faculty.</u></p> <p><i>Justification: updating dates and consolidating riders regarding loan repayment programs into a single rider.</i></p>
57	III-65	<p>Student Financial Aid. Funds appropriated in Strategy B.1.10, Student Financial Aid, shall be used for the TEXAS Grant Program, Tuition Equalization Grant Program, Texas Educational Opportunity Grant Program-Community Colleges and Texas Educational Opportunity Grant Program-State and Technical Colleges. Any balances remaining as of August 31, 2022 <u>2024</u>, are hereby appropriated for the same purpose for the fiscal year beginning September 1, 2022 <u>2024</u>.</p> <p><i>Justification: updating dates</i></p>
58	III-65	<p>Contingency for House Bill 1259. Contingent on enactment of House Bill 1259, or similar legislation relating to the establishment of a rural veterinarian incentive program account, by the Eighty-seventh Legislature, Regular Session, the Higher Education Coordinating Board is appropriated funds deposited in the account to be used to provide loan repayment assistance to eligible veterinarians.</p> <p>Justification: Contingency rider no longer necessary.</p>
New		<p>Rural Veterinarians Grant Program. <u>Of funds appropriated to the Coordinating Board by Section 46 of SB 8 (87th Texas Legislature, 3rd Called Session) for the purpose of providing funding for the rural veterinarians grant program, any unexpended balances on hand as of November 8, 2023, are appropriated for the same purposes in fiscal year 2024. Any unexpended balances on hand at the end of fiscal year 2024 are appropriated for the same purposes in fiscal year 2025.</u></p> <p><i>Justification: The Coordinating Board was appropriated \$1 million in federal ARPA funds in SB 8 to support the Texas Animal Health Commission's (TAHC) loan repayment program for veterinarians. Per TAHC's request, this rider will allow the program to commit up to four years of loan repayment assistance to eligible recipients.</i></p>

3.B. Rider Revisions and Additions Request

SPECIAL PROVISIONS RELATING ONLY TO STATE AGENCIES OF HIGHER EDUCATION		
Sec. 16	III-272	<p>Sec. 16. Formula Variable and Educational and General Income Audits. The Texas Higher Education Coordinating Board in consultation with the State Auditor's Office and the Legislative Budget Board shall clearly define all variables used by the Eighty-sixth Legislature in arriving at formula appropriations for fiscal years 2022 and 2023. According to an audit plan developed in consultation with the Coordinating Board and Legislative Budget Board, all variables of selected formulas used in making fiscal years 2022 and 2023 formula appropriations are subject to audit by the State Auditor <u>Coordinating Board</u>. The State Auditor <u>Coordinating Board</u> shall report any differences from data submitted by the institutions to the Coordinating Board <u>State Auditor</u>, the Legislative Budget Board, and the Governor. The Coordinating Board shall then calculate a new appropriations amount for each institution that reported data in conflict with that verified by the Auditor <u>Coordinating Board</u>. These calculations shall then be reported to the Legislative Budget Board, Governor, and the Comptroller of Public Accounts and may be used to revise appropriation authority accordingly. The calculation of revised appropriation amounts shall allow each institution an error rate of up to 2 percent of the biennial appropriations related to the variables audited at that institution.</p> <p>In addition, components of educational and general income reported in the institutional requests for legislative appropriations for fiscal years 2022 and 2023 are subject to audit by the State Auditor <u>and Coordinating Board</u>.</p> <p>The State Auditor <u>or Coordinating Board</u> may request the assistance of an institution's internal auditor in performing the audits described in this section</p> <p><i>Justification: This is a conforming change to reflect the requirements of TEC 61.035.</i></p>
Sec. 63	III-291	<p>Information Related to the Coronavirus Pandemic. Each institution of higher education that has received federal funds related to the coronavirus pandemic from a state or federal agency shall report the amount of the awards, expenditures, and uses of those funds to the Higher Education Coordinating Board. The agency shall report the information collected to the Governor, Legislative Budget Board, and any appropriate standing committee in the Legislature in January and July of each fiscal year. The format and content of the report shall be specified by the Legislative Budget Board in consultation with the Higher Education Coordinating Board.</p> <p><i>Justification: This information is duplicative of other reporting requirements and particularly, SB8, 87th Legislature, Third Called Session, 2021, requiring the LBB to produce a quarterly report on COVID-19 federal funding.</i></p>
SPECIAL PROVISIONS RELATING ONLY TO COMPONENTS OF TEXAS STATE TECHNICAL COLLEGE		
Sec. 1	III-240	<p>Expenditure of Educational and General Funds. Recognizing that Texas State Technical College may have the opportunity and should be encouraged to attract private contributions, grants, or contracts, and to enter into agreements with private businesses and other agencies of government for purposes not specifically contained in the strategy items above that might require matching funds from TSTC, the Board of Regents of Texas State Technical College is hereby authorized to expend its remaining educational and general funds to meet contribution, contract, or grant-matching requirements only for the following purposes:</p> <p>a. planning and implementing a large-scale job-training program in conjunction with private business and other state agencies;</p>

3.B. Rider Revisions and Additions Request

	<p>b. acquiring facilities and equipment to carry out a large-scale industrial training program in conjunction with a major employer; and</p> <p>c. additional space and mechanical systems or renovation of existing buildings in accordance with the Campus Master Plans and subject to approval by the Texas Higher Education Coordinating Board</p> <p><i>Justification: Per TEC 61.058, THECB may review construction, repair, or rehabilitation of facilities at IHEs, but does not approve the projects.</i></p>
--	--

This page intentionally left blank.

4.A. Exceptional Item Request Schedule
88th Regular Session, Agency Submission, Version 1
Automated Budget and Evaluation System of Texas (ABEST)

DATE: 7/29/2022
TIME: 8:54:04PM

Agency code: 781 Agency name: Higher Education Coordinating Board

CODE	DESCRIPTION	Excp 2024	Excp 2025
	Item Name: State Grant Funding		
	Item Priority: 1		
	IT Component: No		
	Anticipated Out-year Costs: No		
	Involve Contracts > \$50,000: No		
	Includes Funding for the Following Strategy or Strategies: 02-01-13 Student Financial Aid		
OBJECTS OF EXPENSE:			
4000	GRANTS	76,500,000	76,500,000
	TOTAL, OBJECT OF EXPENSE	\$76,500,000	\$76,500,000
METHOD OF FINANCING:			
1	General Revenue Fund	76,500,000	76,500,000
	TOTAL, METHOD OF FINANCING	\$76,500,000	\$76,500,000

DESCRIPTION / JUSTIFICATION:

The Coordinating Board proposes additional funding for need-based student financial aid programs that provide crucial support to students across public and private institutions of higher education. Texas is one of the youngest and most diverse states. Continued investment will ensure the state is advancing equity for the benefit of all Texans. Funding is requested to flexibly serve students across agency financial aid programs based on evolving student needs. This level of funding will allow the state to maintain major need-based financial aid programs serving Texas public and non-profit two-year and four-year institutions at the current percentage of eligible students served. It will also maintain funding for innovative new financial aid models such as the Texas Transfer Grants and Texas Leadership Scholars Program

EXTERNAL/INTERNAL FACTORS:

The state's revised long-term strategic plan for higher education, Building a Talent Strong Texas, includes a revised target that 95% of students will graduate with no undergraduate student debt or manageable levels of debt in relation to their potential earnings. State financial aid grant programs are an important support for students to ensure that they are able to afford their education without accumulating unmanageable levels of educational debt.

PCLS TRACKING KEY:

4.A. Exceptional Item Request Schedule
88th Regular Session, Agency Submission, Version 1
Automated Budget and Evaluation System of Texas (ABEST)

DATE: 7/29/2022
TIME: 8:54:04PM

Agency code: 781 Agency name: Higher Education Coordinating Board

CODE	DESCRIPTION	Excp 2024	Excp 2025
Item Name: Data Security and Modernization			
Item Priority: 2			
IT Component: Yes			
Anticipated Out-year Costs: Yes			
Involve Contracts > \$50,000: No			
Includes Funding for the Following Strategy or Strategies: 01-01-01 Agency Operations			
OBJECTS OF EXPENSE:			
1001	SALARIES AND WAGES	425,000	425,000
2001	PROFESSIONAL FEES AND SERVICES	7,075,000	7,075,000
TOTAL, OBJECT OF EXPENSE		\$7,500,000	\$7,500,000
METHOD OF FINANCING:			
1	General Revenue Fund	7,500,000	7,500,000
TOTAL, METHOD OF FINANCING		\$7,500,000	\$7,500,000
FULL-TIME EQUIVALENT POSITIONS (FTE):		5.00	5.00

DESCRIPTION / JUSTIFICATION:

The Governor and Legislature have made significant investments in upgrading the state's education and workforce data infrastructure to provide actionable information and analysis for students, employers, institutions, and policymakers. The LAR proposes to sustain the momentum in services and applications to introduce new security software to enhance the protection of confidential data, and support innovative platforms to engage students and stakeholders. This funding would also allow the agency to rewrite, consolidate, or retire legacy applications to make the agency's application portfolio more sustainable, cost effective, and secure.

EXTERNAL/INTERNAL FACTORS:

The Governor and Legislature have put a strong focus on collaborative and effective employment of educational and workforce data through initiatives including the Governor's Tri-Agency Workforce Initiative and HB 3767. These fund will allow the Coordinating Board to deepen efforts to provide granular, relevant data to students, institutions and policymakers to assist in effective decisionmaking. It will also help ensure that such data is stored and administered with the highest standards of security and confidentiality.

PCLS TRACKING KEY:

PCLS_88R_781_1109766

DESCRIPTION OF IT COMPONENT INCLUDED IN EXCEPTIONAL ITEM:

The agency is requesting \$2.7 million (General Revenue Funds) to support the data security and modernization initiative. \$1.23 million will be allocated to FY2024 to support cloud infrastructure and software-related expenses, staff augmentation services, and managed security services. \$1.47 million will be allocated to FY2025 to support ongoing activities under the same service categories at DCS.

Agency code: 781 Agency name: Higher Education Coordinating Board

CODE	DESCRIPTION	Excp 2024	Excp 2025
------	-------------	-----------	-----------

IS THIS IT COMPONENT RELATED TO A NEW OR CURRENT PROJECT?

NEW

STATUS:

This is a new project scheduled to start in FY2024.

OUTCOMES:

The benefit from modernization will be realized in the agency's improved ability and increased capacity to deliver new services to our constituents, including students and families. The new cloud-based application portfolio and data infrastructure will also help reduce risks to Coordinating Board data and systems from deliberate or unintentional misuse.

- A reduction in overall application support and maintenance costs by up to \$900K/year beginning in the fiscal year of project completion.
- The new cloud-based architecture framework will help reduce up to 70% of the development effort, 30% of the project management effort, and 60% of the quality assurance effort per project implementation. Beginning in the year of completion, the agency IT team will be able to offer at least an additional 2/3 capacity for developing new applications and services to support the agency's mission and goals.
- An estimated cost saving of \$600,000/year starting FY2026 in network/IT infrastructure to support the modernized cloud-based application portfolio.
- Up to 40% cost saving by leveraging cloud storage, DRaaS and cloud computing services.

OUTPUTS:

Agency would use the following key performance metrics to measure the project's success and ROI on a regular basis:

- % of completion of the new service oriented architecture framework
- Number of applications and new services deployed into the new framework
- Number of servers and databases consolidated
- % of completion of the agency's cloud adoption project
- Training progress and skill assessment of the IT staff
- Alignment of each new service or application to the strategic objectives
- Number of students, institutions and other constituents benefit from the new services delivered
- Improved data quality
- Increased level of productivity to the business offices
- Improved maturity level of the cybersecurity control objectives in the Texas Cybersecurity Framework

TYPE OF PROJECT

Data Management / Data Warehousing

ALTERNATIVE ANALYSIS

If the agency receives partial funding, the implementation of the new services designed for students and key stakeholders will be delayed. 60% of the funding request will support 2-3 major deliverables planned for FY24-25. At the same time, the remaining legacy data and application infrastructure will greatly impair the agency's ability to effectively implement the state's higher education plan to meet the needs of students, families, and our state economy. We can expect that the support and maintenance costs increase up to 20-25% and the project backlog continues to grow due to time being redirected to maintenance and away from new development. At the same time more than 50% of our development resources are reaching eligible retirement age in the next 1-2 years. This poses serious risks to our agency's business continuity since ColdFusion, a programming language that built the majority of the agency's home-grown applications, has a shrinking developer base and a limited third-party ecosystem of training, support

4.A. Exceptional Item Request Schedule
88th Regular Session, Agency Submission, Version 1
Automated Budget and Evaluation System of Texas (ABEST)

DATE: 7/29/2022
TIME: 8:54:04PM

Agency code: 781 Agency name: Higher Education Coordinating Board

CODE	DESCRIPTION	Excp 2024	Excp 2025
------	-------------	-----------	-----------

tools and services. This delay will also introduce more risks to the agency in terms of hardware and software currency and data security. The staff will have to continue to spend over 7,000 hours/year to keep the current infrastructure up to date and secure.

ESTIMATED IT COST

2022	2023	2024	2025	2026	2027	2028	Total Over Life of Project
\$0	\$0	\$1,230,000	\$1,470,000	\$2,850,000	\$350,000	\$250,000	\$3,720,000

FTE

2022	2023	2024	2025	2026	2027	2028
0.0	0.0	0.0	0.0	0.0	0.0	0.0

DESCRIPTION OF ANTICIPATED OUT-YEAR COSTS :

The anticipated out-year costs will cover the cloud native resources provisioned during FY2024-2025 along with the software licenses procured during the biennium in support of the data security initiatives

ESTIMATED ANTICIPATED OUT-YEAR COSTS FOR ITEM:

2026	2027	2028
\$250,000	\$350,000	\$250,000

4.A. Exceptional Item Request Schedule
88th Regular Session, Agency Submission, Version 1
Automated Budget and Evaluation System of Texas (ABEST)

DATE: 7/29/2022
TIME: 8:54:04PM

Agency code: 781 Agency name: Higher Education Coordinating Board

CODE	DESCRIPTION	Excp 2024	Excp 2025
<p style="text-align: right;">Item Name: Career and College Advising</p> <p style="text-align: right;">Item Priority: 3</p> <p style="text-align: right;">IT Component: Yes</p> <p style="text-align: right;">Anticipated Out-year Costs: Yes</p> <p style="text-align: right;">Involve Contracts > \$50,000: No</p> <p style="text-align: right;">Includes Funding for the Following Strategy or Strategies: 01-01-03 College Readiness and Success</p>			
OBJECTS OF EXPENSE:			
1001	SALARIES AND WAGES	595,000	595,000
2009	OTHER OPERATING EXPENSE	9,405,000	9,405,000
TOTAL, OBJECT OF EXPENSE		\$10,000,000	\$10,000,000
METHOD OF FINANCING:			
1	General Revenue Fund	10,000,000	10,000,000
TOTAL, METHOD OF FINANCING		\$10,000,000	\$10,000,000
FULL-TIME EQUIVALENT POSITIONS (FTE):		7.00	7.00

DESCRIPTION / JUSTIFICATION:

The Coordinating Board is implementing and expanding several initiatives to make advising more relevant, accessible, and effective for today's students. Specifically, funding under this item would support the implementation and growth of the MyTexasFuture and MapMyPath online advising platforms, expand services through the ADVi college advising chatbot, and improve the ApplyTexas one-stop application and admissions tool. The Coordinating Board proposes funding to expand these initiatives and requests flexibility to direct funds toward advising strategies demonstrating the best results in assisting students enroll and attain a credential of value.

EXTERNAL/INTERNAL FACTORS:

Through initiatives such as HB 3 and SB 25 (86th Legislature), the Legislature has put a strong focus on providing students with the guidance and tools they need to effectively achieve their higher education goals. These fund will support innovative advising strategies that meet students where they are and convey relevant information in a relevant, accessible manner.

PCLS TRACKING KEY:

NA

DESCRIPTION OF IT COMPONENT INCLUDED IN EXCEPTIONAL ITEM:

The agency is requesting \$675K (General Revenue Funds) to support the Career and College Advising initiative. \$270K will be allocated to FY2024 to support cloud infrastructure and software-related expenses. \$405K will be allocated to FY2025 to support ongoing activities under the same service categories at DCS.

Agency code: 781 Agency name: Higher Education Coordinating Board

CODE	DESCRIPTION	Excp 2024	Excp 2025
------	-------------	-----------	-----------

IS THIS IT COMPONENT RELATED TO A NEW OR CURRENT PROJECT?

NEW

STATUS:

This is a new project scheduled to start in FY2024.

OUTCOMES:

The funds will be used to cover the cloud infrastructure services and software licenses supporting the expansion of the My Texas Future portal . The portal will focus on supporting: (1) high school seniors; (2) high school students, grades 9 through 11; (3) advisors across high school and higher education; (4) potential transfer students; and (5) adult learners, with an emphasis on stop-outs, dropouts, veteran/military, and workers displaced by the pandemic, seeking to obtain a degree or credential of value in the labor market. The portal will ultimately expand to provide all Texas students, parents, and advisors exploring post-secondary education access to resources and tools aimed at supporting their success.

Envisioned functionality for the portal includes, but is not limited to:

- Intuitive pathways to relevant information including localized industries and job growth patterns and earnings potential, career pathway visualizations, and educational path to achievement;
- Leverage existing advising resources available through Texas OnCourse and other agency sites designed to shepherd users from the portal to a warm handoff to a training provider or higher education institution;
- Comprehensive marketplace of education and training options available across the state with advanced search functionality including but not limited to geographic and programmatic data;
- Access to resources to support enrollment and/or return to school such as articles and financial aid information.

OUTPUTS:

Agency would use the following key performance metrics to measure the project's success and ROI on a regular basis:

- Number of applications and new services deployed into the My Texas Future portal
- Alignment of each new service or application to the strategic objectives
- Number of students, institutions and other constituents benefit from the new services delivered
- Improved data and service quality
- Increased level of productivity to the business offices

TYPE OF PROJECT

Cloud Computing

ALTERNATIVE ANALYSIS

If the agency receives partial funding, the implementation of the new services designed for the target user groups will be delayed, which will directly impact the implementation of the strategic objectives of the Talent Strong Texas plan. 55% of the funding request will support 2 major deliverables planned for FY24-25.

4.A. Exceptional Item Request Schedule
88th Regular Session, Agency Submission, Version 1
Automated Budget and Evaluation System of Texas (ABEST)

DATE: 7/29/2022
TIME: 8:54:04PM

Agency code: 781 Agency name: Higher Education Coordinating Board

CODE	DESCRIPTION						Excp 2024	Excp 2025
ESTIMATED IT COST								
2022	2023	2024	2025	2026	2027	2028	Total Over Life of Project	
\$0	\$0	\$270,000	\$405,000	\$150,000	\$200,000	\$150,000	\$1,175,000	
SCALABILITY								
2022	2023	2024	2025	2026	2027	2028	Total Over Life of Project	
\$0	\$0	\$0	\$0	\$0	\$0	\$0	\$0	
FTE								
2022	2023	2024	2025	2026	2027	2028		
0.0	0.0	0.0	0.0	0.0	0.0	0.0		

DESCRIPTION OF ANTICIPATED OUT-YEAR COSTS :

The anticipated out-year costs will cover the cloud native resources provisioned during FY2024-2025 along with subscription fees of any Software as a Service (SaaS) solutions procured during the biennium in support of the expansion of the My Texas Future portal.

ESTIMATED ANTICIPATED OUT-YEAR COSTS FOR ITEM:

2026	2027	2028
\$150,000	\$200,000	\$150,000

4.A. Exceptional Item Request Schedule
88th Regular Session, Agency Submission, Version 1
Automated Budget and Evaluation System of Texas (ABEST)

DATE: 7/29/2022
TIME: 8:54:04PM

Agency code: 781 Agency name: Higher Education Coordinating Board

CODE	DESCRIPTION	Excp 2024	Excp 2025
Item Name: Innovation and Collagoration Item Priority: 4 IT Component: No Anticipated Out-year Costs: No Involve Contracts > \$50,000: No Includes Funding for the Following Strategy or Strategies: 01-01-01 Agency Operations			
OBJECTS OF EXPENSE:			
1001	SALARIES AND WAGES	680,000	680,000
2009	OTHER OPERATING EXPENSE	3,070,000	3,070,000
4000	GRANTS	20,000,000	20,000,000
TOTAL, OBJECT OF EXPENSE		\$23,750,000	\$23,750,000
METHOD OF FINANCING:			
1	General Revenue Fund	23,750,000	23,750,000
TOTAL, METHOD OF FINANCING		\$23,750,000	\$23,750,000
FULL-TIME EQUIVALENT POSITIONS (FTE):		8.00	8.00

DESCRIPTION / JUSTIFICATION:

The COVID-19 pandemic brought many challenges for institutions of higher education, particularly small, rural, and mid-sized institutions. This request supports the agency's efforts to launch centralized technical and administrative support to public community and technical colleges, and support inter-institutional partnerships to advance state goals efficiently and in close collaboration. This item also supports continued investments in innovative grant programs aimed at providing Texans the opportunity to benefit from powerful new digital learning tools, complete credentials of value, reskill and upskill, and participate in paid work-based learning experiences. Examples include the Accelerating Credentials of Value Grants and Work-based Learning Opportunity Grants benefiting students at two-year and four-year public institutions. The agency requests eight full-time equivalents (FTE) to support this work.

EXTERNAL/INTERNAL FACTORS:

The Community College Finance Commission (SB 1230, 87th Legislature) has been working throughout the interim to study resource and finance issues among these institutions. An important theme discussed is the benefit of providing centralized support to smaller institutions that lack staff and financial resources. In order to address the workforce demands of a rapidly changing economy, institutions across all sectors require support to better tailor programs to producing credentials of value and integrating innovative approaches to work-based education into the student experience.

PCLS TRACKING KEY:

4.A. Exceptional Item Request Schedule
88th Regular Session, Agency Submission, Version 1
Automated Budget and Evaluation System of Texas (ABEST)

DATE: 7/29/2022
TIME: 8:54:04PM

Agency code: 781 Agency name: Higher Education Coordinating Board

CODE	DESCRIPTION	Excp 2024	Excp 2025
------	-------------	-----------	-----------

This page intentionally left blank.

Agency code:	781	Agency name:	Higher Education Coordinating Board		
Code	Description			Excp 2024	Excp 2025
Item Name:	State Grant Funding				
Allocation to Strategy:	2-1-13	Student Financial Aid			
OBJECTS OF EXPENSE:					
4000	GRANTS			76,500,000	76,500,000
TOTAL, OBJECT OF EXPENSE				\$76,500,000	\$76,500,000
METHOD OF FINANCING:					
1	General Revenue Fund			76,500,000	76,500,000
TOTAL, METHOD OF FINANCING				\$76,500,000	\$76,500,000

Agency code:	781	Agency name:	Higher Education Coordinating Board		
Code	Description			Excp 2024	Excp 2025
Item Name:	Data Security and Modernization				
Allocation to Strategy:	1-1-1	Agency Operations			
OBJECTS OF EXPENSE:					
1001	SALARIES AND WAGES			425,000	425,000
2001	PROFESSIONAL FEES AND SERVICES			7,075,000	7,075,000
TOTAL, OBJECT OF EXPENSE				\$7,500,000	\$7,500,000
METHOD OF FINANCING:					
1	General Revenue Fund			7,500,000	7,500,000
TOTAL, METHOD OF FINANCING				\$7,500,000	\$7,500,000
FULL-TIME EQUIVALENT POSITIONS (FTE):				5.0	5.0

Agency code:	781	Agency name:	Higher Education Coordinating Board		
Code	Description			Excp 2024	Excp 2025
Item Name:	Career and College Advising				
Allocation to Strategy:	1-1-3	College Readiness and Success			
OBJECTS OF EXPENSE:					
1001	SALARIES AND WAGES			595,000	595,000
2009	OTHER OPERATING EXPENSE			9,405,000	9,405,000
TOTAL, OBJECT OF EXPENSE				\$10,000,000	\$10,000,000
METHOD OF FINANCING:					
1	General Revenue Fund			10,000,000	10,000,000
TOTAL, METHOD OF FINANCING				\$10,000,000	\$10,000,000
FULL-TIME EQUIVALENT POSITIONS (FTE):				7.0	7.0

Agency code:	781	Agency name:	Higher Education Coordinating Board		
Code	Description			Excp 2024	Excp 2025
Item Name:	Innovation and Collagoration				
Allocation to Strategy:	1-1-1	Agency Operations			
OBJECTS OF EXPENSE:					
1001	SALARIES AND WAGES			680,000	680,000
2009	OTHER OPERATING EXPENSE			3,070,000	3,070,000
4000	GRANTS			20,000,000	20,000,000
TOTAL, OBJECT OF EXPENSE				\$23,750,000	\$23,750,000
METHOD OF FINANCING:					
1	General Revenue Fund			23,750,000	23,750,000
TOTAL, METHOD OF FINANCING				\$23,750,000	\$23,750,000
FULL-TIME EQUIVALENT POSITIONS (FTE):				8.0	8.0

4.C. Exceptional Items Strategy Request
88th Regular Session, Agency Submission, Version 1
Automated Budget and Evaluation System of Texas (ABEST)

DATE: 7/29/2022
TIME: 8:55:12PM

Agency Code: **781** Agency name: **Higher Education Coordinating Board**

GOAL: 1 Higher Education Support

OBJECTIVE: 1 Higher Education Support

STRATEGY: 1 Agency Operations

Service Categories:

Service: 19 Income: A.2 Age: B.3

CODE	DESCRIPTION	Excp 2024	Excp 2025
------	-------------	-----------	-----------

OBJECTS OF EXPENSE:

1001	SALARIES AND WAGES	1,105,000	1,105,000
2001	PROFESSIONAL FEES AND SERVICES	7,075,000	7,075,000
2009	OTHER OPERATING EXPENSE	3,070,000	3,070,000
4000	GRANTS	20,000,000	20,000,000

Total, Objects of Expense

\$31,250,000 \$31,250,000

METHOD OF FINANCING:

1	General Revenue Fund	31,250,000	31,250,000
---	----------------------	------------	------------

Total, Method of Finance

\$31,250,000 \$31,250,000

FULL-TIME EQUIVALENT POSITIONS (FTE):

13.0 13.0

EXCEPTIONAL ITEM(S) INCLUDED IN STRATEGY:

Data Security and Modernization

Innovation and Collagoration

4.C. Exceptional Items Strategy Request
88th Regular Session, Agency Submission, Version 1
Automated Budget and Evaluation System of Texas (ABEST)

DATE: 7/29/2022
TIME: 8:55:12PM

Agency Code: 781 Agency name: Higher Education Coordinating Board

GOAL: 1 Higher Education Support

OBJECTIVE: 1 Higher Education Support

STRATEGY: 3 College Readiness and Success

Service Categories:

Service: 19 Income: A.2 Age: B.3

CODE	DESCRIPTION	Excp 2024	Excp 2025
------	-------------	-----------	-----------

OBJECTS OF EXPENSE:

1001	SALARIES AND WAGES	595,000	595,000
2009	OTHER OPERATING EXPENSE	9,405,000	9,405,000
Total, Objects of Expense		\$10,000,000	\$10,000,000

METHOD OF FINANCING:

1	General Revenue Fund	10,000,000	10,000,000
Total, Method of Finance		\$10,000,000	\$10,000,000

FULL-TIME EQUIVALENT POSITIONS (FTE):

7.0	7.0
-----	-----

EXCEPTIONAL ITEM(S) INCLUDED IN STRATEGY:

Career and College Advising

4.C. Exceptional Items Strategy Request
88th Regular Session, Agency Submission, Version 1
Automated Budget and Evaluation System of Texas (ABEST)

DATE: 7/29/2022
TIME: 8:55:12PM

Agency Code: **781** Agency name: **Higher Education Coordinating Board**

GOAL: 2 Affordability and Debt

OBJECTIVE: 1 Provide Programs Which Make Financial Assistance Available to Students

Service Categories:

STRATEGY: 13 Student Financial Aid

Service: 20 Income: A.2 Age: B.3

CODE	DESCRIPTION	Excp 2024	Excp 2025
------	-------------	-----------	-----------

OBJECTS OF EXPENSE:

4000	GRANTS	76,500,000	76,500,000
------	--------	------------	------------

Total, Objects of Expense		\$76,500,000	\$76,500,000
----------------------------------	--	---------------------	---------------------

METHOD OF FINANCING:

1	General Revenue Fund	76,500,000	76,500,000
---	----------------------	------------	------------

Total, Method of Finance		\$76,500,000	\$76,500,000
---------------------------------	--	---------------------	---------------------

EXCEPTIONAL ITEM(S) INCLUDED IN STRATEGY:

State Grant Funding

This page intentionally left blank.

5.A. Capital Budget Project Schedule
88th Regular Session, Agency Submission, Version 1
Automated Budget and Evaluation System of Texas (ABEST)

DATE: **7/29/2022**
TIME : **8:58:11PM**

Agency code: **781**

Agency name: **Higher Education Coordinating Board**

Category Code / Category Name

Project Sequence/Project Id/ Name

OOE / TOF / MOF CODE

Est 2022

Bud 2023

BL 2024

BL 2025

5005 Acquisition of Information Resource Technologies

1/1 Acquisition and Refresh of IT Infrastructure

OBJECTS OF EXPENSE

Capital

General	2007	RENT - MACHINE AND OTHER		\$126,000	\$126,000	\$252,000	\$252,000
		Capital Subtotal OOE, Project	1	\$126,000	\$126,000	\$252,000	\$252,000
		Subtotal OOE, Project	1	\$126,000	\$126,000	\$252,000	\$252,000
TYPE OF FINANCING							
<u>Capital</u>							
General	CA	1 General Revenue Fund		\$72,529	\$72,528	\$72,529	\$72,528
General	CA	997 Other Funds, estimated		\$53,471	\$53,472	\$179,471	\$179,472
		Capital Subtotal TOF, Project	1	\$126,000	\$126,000	\$252,000	\$252,000
		Subtotal TOF, Project	1	\$126,000	\$126,000	\$252,000	\$252,000
		Capital Subtotal, Category	5005	\$126,000	\$126,000	\$252,000	\$252,000
		Informational Subtotal, Category	5005				
		Total, Category	5005	\$126,000	\$126,000	\$252,000	\$252,000

7000 Data Center/Shared Technology Services

2/2 Data Center Consolidation

OBJECTS OF EXPENSE

Capital

General	2001	PROFESSIONAL FEES AND SERVICES		\$2,441,151	\$2,227,453	\$2,266,387	\$2,209,895
		Capital Subtotal OOE, Project	2	\$2,441,151	\$2,227,453	\$2,266,387	\$2,209,895

5.A. Capital Budget Project Schedule
88th Regular Session, Agency Submission, Version 1
Automated Budget and Evaluation System of Texas (ABEST)

DATE: 7/29/2022
TIME : 8:58:11PM

Agency code: **781**

Agency name: **Higher Education Coordinating Board**

Category Code / Category Name

Project Sequence/Project Id/ Name

OOE / TOF / MOF CODE				Est 2022	Bud 2023	BL 2024	BL 2025
Subtotal OOE, Project 2				\$2,441,151	\$2,227,453	\$2,266,387	\$2,209,895
TYPE OF FINANCING							
<u>Capital</u>							
General	CA	1	General Revenue Fund	\$1,330,414	\$1,669,417	\$1,499,916	\$1,499,915
General	CA	997	Other Funds, estimated	\$1,110,737	\$558,036	\$766,471	\$709,980
Capital Subtotal TOF, Project 2				\$2,441,151	\$2,227,453	\$2,266,387	\$2,209,895
Subtotal TOF, Project 2				\$2,441,151	\$2,227,453	\$2,266,387	\$2,209,895
Capital Subtotal, Category 7000				\$2,441,151	\$2,227,453	\$2,266,387	\$2,209,895
Informational Subtotal, Category 7000							
Total, Category 7000				\$2,441,151	\$2,227,453	\$2,266,387	\$2,209,895

8000 Centralized Accounting and Payroll/Personnel System (CAPPS)

*3/3 Centralized Accounting and Payroll/Personnel
System (CAPPS) Financials Implementation*

OBJECTS OF EXPENSE

Capital

General	2009	OTHER OPERATING EXPENSE		\$0	\$517,805	\$0	\$0
		Capital Subtotal OOE, Project	3	\$0	\$517,805	\$0	\$0
		Subtotal OOE, Project	3	\$0	\$517,805	\$0	\$0
		TYPE OF FINANCING					
		<u>Capital</u>					
General	CA	1	General Revenue Fund	\$0	\$517,805	\$0	\$0
		Capital Subtotal TOF, Project	3	\$0	\$517,805	\$0	\$0

5.A. Capital Budget Project Schedule
88th Regular Session, Agency Submission, Version 1
Automated Budget and Evaluation System of Texas (ABEST)

DATE: **7/29/2022**
TIME : **8:58:11PM**

Agency code: **781**

Agency name: **Higher Education Coordinating Board**

Category Code / Category Name

Project Sequence/Project Id/ Name

OOE / TOF / MOF CODE

Est 2022

Bud 2023

BL 2024

BL 2025

Subtotal TOF, Project 3

\$0

\$517,805

\$0

\$0

Capital Subtotal, Category 8000

\$0

\$517,805

\$0

\$0

Informational Subtotal, Category 8000

Total, Category 8000

\$0

\$517,805

\$0

\$0

9000 Cybersecurity

4/4 Cybersecurity Initiatives

OBJECTS OF EXPENSE

Capital

General 2007 RENT - MACHINE AND OTHER

\$125,000

\$125,000

\$383,903

\$383,902

Capital Subtotal OOE, Project 4

\$125,000

\$125,000

\$383,903

\$383,902

Subtotal OOE, Project 4

\$125,000

\$125,000

\$383,903

\$383,902

TYPE OF FINANCING

Capital

General CA 1 General Revenue Fund

\$62,283

\$62,283

\$321,186

\$321,185

General CA 997 Other Funds, estimated

\$62,717

\$62,717

\$62,717

\$62,717

Capital Subtotal TOF, Project 4

\$125,000

\$125,000

\$383,903

\$383,902

Subtotal TOF, Project 4

\$125,000

\$125,000

\$383,903

\$383,902

*7/7 Cybersecurity / Managed Security Services -
DCS*

OBJECTS OF EXPENSE

Capital

General 2007 RENT - MACHINE AND OTHER

\$95,000

\$95,000

\$95,000

\$95,000

5.A. Capital Budget Project Schedule
88th Regular Session, Agency Submission, Version 1
Automated Budget and Evaluation System of Texas (ABEST)

DATE: 7/29/2022
TIME : 8:58:11PM

Agency code: **781**

Agency name: **Higher Education Coordinating Board**

Category Code / Category Name

Project Sequence/Project Id/ Name

OOE / TOF / MOF CODE			Est 2022	Bud 2023	BL 2024	BL 2025
Capital Subtotal OOE, Project 7			\$95,000	\$95,000	\$95,000	\$95,000
Subtotal OOE, Project 7			\$95,000	\$95,000	\$95,000	\$95,000
TYPE OF FINANCING						
<u>Capital</u>						
General	CA	1 General Revenue Fund	\$65,186	\$65,186	\$65,186	\$65,186
General	CA	997 Other Funds, estimated	\$29,814	\$29,814	\$29,814	\$29,814
Capital Subtotal TOF, Project 7			\$95,000	\$95,000	\$95,000	\$95,000
Subtotal TOF, Project 7			\$95,000	\$95,000	\$95,000	\$95,000
Capital Subtotal, Category 9000			\$220,000	\$220,000	\$478,903	\$478,902
Informational Subtotal, Category 9000						
Total, Category 9000			\$220,000	\$220,000	\$478,903	\$478,902
9500 Legacy Modernization						
<i>6/6 Agency Application Portfolio Modernization Project</i>						
OBJECTS OF EXPENSE						
<u>Capital</u>						
General	2001	PROFESSIONAL FEES AND SERVICES	\$260,000	\$260,000	\$260,000	\$260,000
Capital Subtotal OOE, Project 6			\$260,000	\$260,000	\$260,000	\$260,000
Subtotal OOE, Project 6			\$260,000	\$260,000	\$260,000	\$260,000
TYPE OF FINANCING						
<u>Capital</u>						
General	CA	1 General Revenue Fund	\$260,000	\$260,000	\$260,000	\$260,000

5.A. Capital Budget Project Schedule
88th Regular Session, Agency Submission, Version 1
Automated Budget and Evaluation System of Texas (ABEST)

DATE: 7/29/2022
TIME : 8:58:11PM

Agency code: **781**

Agency name: **Higher Education Coordinating Board**

Category Code / Category Name

Project Sequence/Project Id/ Name

OOE / TOF / MOF CODE

Est 2022

Bud 2023

BL 2024

BL 2025

Capital Subtotal TOF, Project 6

\$260,000

\$260,000

\$260,000

\$260,000

Subtotal TOF, Project 6

\$260,000

\$260,000

\$260,000

\$260,000

Capital Subtotal, Category 9500

\$260,000

\$260,000

\$260,000

\$260,000

Informational Subtotal, Category 9500

Total, Category 9500

\$260,000

\$260,000

\$260,000

\$260,000

AGENCY TOTAL -CAPITAL

\$3,047,151

\$3,351,258

\$3,257,290

\$3,200,797

AGENCY TOTAL -INFORMATIONAL

AGENCY TOTAL

\$3,047,151

\$3,351,258

\$3,257,290

\$3,200,797

METHOD OF FINANCING:

Capital

General 1 General Revenue Fund

\$1,790,412

\$2,647,219

\$2,218,817

\$2,218,814

General 997 Other Funds, estimated

\$1,256,739

\$704,039

\$1,038,473

\$981,983

Total, Method of Financing-Capital

\$3,047,151

\$3,351,258

\$3,257,290

\$3,200,797

Total, Method of Financing

\$3,047,151

\$3,351,258

\$3,257,290

\$3,200,797

TYPE OF FINANCING:

Capital

General CA CURRENT APPROPRIATIONS

\$3,047,151

\$3,351,258

\$3,257,290

\$3,200,797

Total, Type of Financing-Capital

\$3,047,151

\$3,351,258

\$3,257,290

\$3,200,797

Total, Type of Financing

\$3,047,151

\$3,351,258

\$3,257,290

\$3,200,797

This page intentionally left blank.

5.B. Capital Budget Project Information
88th Regular Session, Agency Submission, Version 1
Automated Budget and Evaluation System of Texas (ABEST)

DATE: 7/29/2022
TIME: 8:58:50PM

Agency Code:	781	Agency name:	Higher Education Coordinating Board
Category Number:	5005	Category Name:	ACQUISITN INFO RES TECH.
Project number:	1	Project Name:	Acquisition of Info Resources Tech

PROJECT DESCRIPTION

General Information

Per the agency's IT Replacement Plan, the agency strives to provide staff with cost effective technology equipment to help enhance business resiliency by connecting people, securing data, and automating processes in the evolving distributed work-model. The agency is also constantly seeking out new hardware and software technologies to improve not only staff productivity but also improve service delivery to external customers. Level funding of \$504,000 for FY24-25 will allow the agency to continue these efforts and replace outdated desktop computers, laptop computers or tablets, and to upgrade the agency's video (Public meeting broadcasts), network and software infrastructure

PLCS Tracking Key

Number of Units / Average Unit Cost	\$252,000 FY24-25 respectfully to meet on going project projection:
Estimated Completion Date	On Going

Additional Capital Expenditure Amounts Required	2026	2027
	0	0
Type of Financing	CA	CURRENT APPROPRIATIONS
Projected Useful Life	\$0	
Estimated/Actual Project Cost	\$0	
Length of Financing/ Lease Period	0	

<u>ESTIMATED/ACTUAL DEBT OBLIGATION PAYMENTS</u>				Total over project life
2024	2025	2026	2027	
0	0	0	0	0

REVENUE GENERATION / COST SAVINGS

<u>REVENUE COST FLAG</u>	<u>MOF CODE</u>	<u>AVERAGE AMOUNT</u>
---------------------------------	------------------------	------------------------------

Explanation: The 86th Legislature restored funding for this critical agency IT initiative. In conjunction with the funding restoration, the agency updated its ongoing IT Replacement Plan to reflect planned spending on network hardware PC, Laptop, Tablet, Printer, etc. The agency continues to keep its network infrastructure hardware and software current.

Project Location: Austin, TX.

Beneficiaries: This project benefits agency constituents including Texas Residents, colleges, universities and the citizens of Texas.

Frequency of Use and External Factors Affecting Use:

The agency would not be able to effectively conduct business, and in some cases, would not be able to conduct any business without a responsive, reliable, and secure telecommunications network infrastructure. Electronic communication supported by this project is the basis for most of the operations of this agency. The planned and scheduled upgrading of the telecommunications infrastructure helps mitigate the risk of staff productivity loss due to network infrastructure outages .

5.B. Capital Budget Project Information
88th Regular Session, Agency Submission, Version 1
Automated Budget and Evaluation System of Texas (ABEST)

DATE: 7/29/2022
TIME: 8:58:50PM

Agency Code:	781	Agency name:	Higher Education Coordinating Board
Category Number:	7000	Category Name:	Data Center/Shared Technology Svcs
Project number:	2	Project Name:	Data Center Consolidation

PROJECT DESCRIPTION

General Information

The Texas Department of Information Resources (DIR) provides shared technology services in compliance with Texas Government Code Chapter 2054, Subchapter L, Statewide Technology Centers. DIR's Data Center Services (DCS) program provides its customers uninterrupted accessibility to data, while securing data citizens have entrusted to our customers. DCS has enabled its customers to leverage data center infrastructure and reduce State personnel allocated to IT operations so the Customers can focus on accomplishing their core missions and business functions. In addition to enhanced security of the state's IT infrastructure, DCS offers mainframe, server, network, data center operations, and bulk print/mail technology and services through a hybrid cloud model that leverages two regionally diverse state data centers and multiple cloud providers.

The DCS program serves 90 customers, including both 25 designated customers (state agencies that are legislatively mandated to use the DCS services) and 65 discretionary customers (state agency and other governmental entities who have opted to use the DCS services). DCS services are available for all Texas state agencies, colleges, and universities, and with the passage of Senate Bill 866 by the 83rd Legislature, DIR is authorized to offer data center services to local entities. These services include disaster recovery, backup, monitoring, security, storage, production control, data center network, architecture design, capacity management, operating system support, hardware refresh, and facilities.

PLCS Tracking Key

Number of Units / Average Unit Cost \$2,441,151 FY24 and \$2,227,453 for FY25

Estimated Completion Date On Going

Additional Capital Expenditure Amounts Required	2026	2027
	0	0
Type of Financing	CA CURRENT APPROPRIATIONS	
Projected Useful Life	On Going	
Estimated/Actual Project Cost	\$0	
Length of Financing/ Lease Period	0	

ESTIMATED/ACTUAL DEBT OBLIGATION PAYMENTS

	2024	2025	2026	2027	Total over project life
	0	0	0	0	0

REVENUE GENERATION / COST SAVINGS

<u>REVENUE COST FLAG</u>	<u>MOF CODE</u>	<u>AVERAGE AMOUNT</u>
---------------------------------	------------------------	------------------------------

Explanation: Texas Government Code §2054.375, Subchapter L. Statewide Technology Centers requires DIR to manage a statewide data center consolidation and identify agencies for participation.

Project Location: Austin, TX.

5.B. Capital Budget Project Information
88th Regular Session, Agency Submission, Version 1
Automated Budget and Evaluation System of Texas (ABEST)

DATE: 7/29/2022
TIME: 8:58:50PM

Beneficiaries: DCS services are available for all Texas state agencies and universities. The DCS program currently serves 40 state agencies, 3 universities and 4 local governments.

Frequency of Use and External Factors Affecting Use:

DCS contracts support all of the agency's daily information technology center operations, including all of the internal and external facing applications supporting staff, institutions of higher education and the general public.

5.B. Capital Budget Project Information
88th Regular Session, Agency Submission, Version 1
Automated Budget and Evaluation System of Texas (ABEST)

DATE: 7/29/2022
TIME: 8:58:50PM

Agency Code:	781	Agency name:	Higher Education Coordinating Board
Category Number:	8000	Category Name:	CAPPS Statewide ERP System
Project number:	3	Project Name:	CAPPS Financials Implementation

PROJECT DESCRIPTION

General Information

TBD

PLCS Tracking Key

Number of Units / Average Unit Cost \$517,805 FY23

Estimated Completion Date FY23

Additional Capital Expenditure Amounts Required	2026	2027
	0	0

Type of Financing CA CURRENT APPROPRIATIONS

Projected Useful Life

Estimated/Actual Project Cost \$0

Length of Financing/ Lease Period 0

ESTIMATED/ACTUAL DEBT OBLIGATION PAYMENTS

	2024	2025	2026	2027	Total over project life
	0	0	0	0	0

REVENUE GENERATION / COST SAVINGS

<u>REVENUE COST FLAG</u>	<u>MOF CODE</u>	<u>AVERAGE AMOUNT</u>
---------------------------------	------------------------	------------------------------

Explanation: tbd

Project Location: Austin, TX.

Beneficiaries: tbd

Frequency of Use and External Factors Affecting Use:

tbd

5.B. Capital Budget Project Information
88th Regular Session, Agency Submission, Version 1
Automated Budget and Evaluation System of Texas (ABEST)

DATE: 7/29/2022
TIME: 8:58:50PM

Agency Code:	781	Agency name:	Higher Education Coordinating Board
Category Number:	9000	Category Name:	Cybersecurity
Project number:	4	Project Name:	Cybersecurity Initiatives

PROJECT DESCRIPTION

General Information

This project funds cybersecurity initiatives at the agency that are outside of the scope of Data Center Service. The agency requires ongoing funding to provide for identity and access management improvements and other cybersecurity initiatives required to improve information security program maturity at the agency. Funding for this project was authorized by the 85R Legislature, it is requested that this funding be continued. THECB manages applications providing student loan processing, collection, and administration of reports from higher education institutions, management of loan repayment programs, and outreach to prospective higher education students. This includes critical loan repayment programs, grant programs, many other agency applications that require consistent integrated identity management. This project serves the agency mission to protect its confidential data pertaining to higher education to meet state and federal requirements including TAC 202 and Family Educational Rights and Privacy Act. As the pre-eminent source of higher education data in Texas and a provider of student loans, this serves to protect the millions of records the agency receives each quarter. A breach of the agency's data holdings would result in negative reputational and financial consequences, for the agency, the state, and the individuals whose records could be exposed.

PLCS Tracking Key

Number of Units / Average Unit Cost	\$125,000 FY24-25 respectfully to meet on going project projection.
Estimated Completion Date	On Going

Additional Capital Expenditure Amounts Required	2026	2027
	0	0
Type of Financing	CA	CURRENT APPROPRIATIONS
Projected Useful Life	0	
Estimated/Actual Project Cost	\$0	
Length of Financing/ Lease Period	0	

<u>ESTIMATED/ACTUAL DEBT OBLIGATION PAYMENTS</u>				Total over project life
2024	2025	2026	2027	
0	0	0	0	0

REVENUE GENERATION / COST SAVINGS

<u>REVENUE COST FLAG</u>	<u>MOF CODE</u>	<u>AVERAGE AMOUNT</u>
---------------------------------	------------------------	------------------------------

Explanation: This project funds cybersecurity initiatives from security assessments and initiatives required to improve information security maturity levels. This dedicated funding for cybersecurity initiatives protects operations funding for other critical needs. The agency's ability to meet its mission and goals could be compromised if this funding were not available.

Project Location: Austin, TX.

5.B. Capital Budget Project Information
88th Regular Session, Agency Submission, Version 1
Automated Budget and Evaluation System of Texas (ABEST)

DATE: 7/29/2022
TIME: 8:58:50PM

Beneficiaries: This project benefits agency constituents including Texas residents, colleges, universities and the citizens of Texas.

Frequency of Use and External Factors Affecting Use:

Security improvements contribute to implementation of the state's higher education plan providing additional assurance that privacy and confidentiality of account information and agency information resources are protected. The improvements will support the additional capacity required to meet the agency's goals enabling secure services to students, loan borrowers, and other constituents.

5.B. Capital Budget Project Information
88th Regular Session, Agency Submission, Version 1
Automated Budget and Evaluation System of Texas (ABEST)

DATE: 7/29/2022
TIME: 8:58:50PM

Agency Code:	781	Agency name:	Higher Education Coordinating Board
Category Number:	9500	Category Name:	Legacy Modernization
Project number:	6	Project Name:	Legacy Modernization

PROJECT DESCRIPTION

General Information

The Coordinating Board's IT and data infrastructure is at the core of all agency efforts to partner with institutions , policymakers, state agencies and other stakeholders. The agency's data and applications are powerful tools to assist in the development, implementation, and evaluation of educational and training programs that will reshape how higher education meets the needs of students, families, and our state economy.

The agency's application portfolio is composed of disparate and outdated applications that are costly to maintain, ineffective for users, and pose greater risks to IT security. An EIR was approved by the 86R Legislature for funding at half the requested amount which is \$520,000 over a two-year period (FY20-FY21 at \$260,000 per year), plus 1 contractor FTE. \$520,000 funding for FY22-23 is needed to continue the legacy application portfolio modernization effort.

However, additional investment is necessary to bring the agency's IT and data resources up to the necessary current standards of security, efficiency, and usability. The agency is submitting an Exceptional Item Request of \$4 million to support the two most critical IT goals of the agency: to reduce risks to Coordinating Board data and systems from deliberate or unintentional misuse; and to increase the value of Coordinating Board IT assets to agency staff and external partners.

This additional funding will also initiate the creation of a more modern, secure, and scalable cloud-based data infrastructure by initiating the agency's move to the cloud following industry best practices. The agency's move to the cloud will greatly enhance the value of Coordinating Board data and IT assets, especially by allowing the agency to redirect thousands of hours currently spent on server updates towards creating and maintaining safe user experiences that are more responsive and effective.

PLCS Tracking Key

Number of Units / Average Unit Cost \$260,000 FY24-25 respectfully to meet on going project projection:

Estimated Completion Date On Going

Additional Capital Expenditure Amounts Required	2026	2027
	0	0
Type of Financing	CA CURRENT APPROPRIATIONS	
Projected Useful Life	0	
Estimated/Actual Project Cost	\$0	
Length of Financing/ Lease Period	0	

ESTIMATED/ACTUAL DEBT OBLIGATION PAYMENTS

	2024	2025	2026	2027	Total over project life
	0	0	0	0	0

REVENUE GENERATION / COST SAVINGS

REVENUE COST FLAG

MOF CODE

AVERAGE AMOUNT

Explanation: The THECB's existing application portfolio is complex, costly and not effective. The funds (\$520,000 GR plus \$4 million EIR request) will be used to introduce an agile, lean and productive cloud-based application portfolio that will greatly improve the agency's capacity to offer new cloud-based electronic services and applications and address some of the key security recommendations made by NTT Data and AT&T.

Project Location: Austin, TX.

Beneficiaries: This project benefits agency constituents including Texas residents, colleges, universities and the citizens of Texas.

Frequency of Use and External Factors Affecting Use:

The funding for this project (\$520,000 GR plus \$4 million EIR) will be used to contract senior level development personnel through the DCS Managed Application Services (MAS) and to leverage the public cloud services offered by the DCS program. The agency's application platform is fully consolidated within the Data Center Services environment.

5.B. Capital Budget Project Information
88th Regular Session, Agency Submission, Version 1
Automated Budget and Evaluation System of Texas (ABEST)

DATE: 7/29/2022
TIME: 8:58:50PM

Agency Code:	781	Agency name:	Higher Education Coordinating Board
Category Number:	9000	Category Name:	Cybersecurity
Project number:	7	Project Name:	Cybersecurity DCS

PROJECT DESCRIPTION

General Information

The continuation of this funding improves information security at the agency by providing funding for cybersecurity initiatives including but not limited to: vulnerability management, application security services, security incident & event management (SIEM), and acquisition of software and professional services for application scanning and incident response. All services and contracts will be acquired through the state Data Center Services program. This provides for continued operation and implementation of information security improvements identified by the agency's biennial information security assessments . This project does not increase agency FTE count and it serves to stabilize the agency information security staffing levels by providing managed services that permit agency staff to focus on cybersecurity duties at the agency level.

PLCS Tracking Key

Number of Units / Average Unit Cost	\$95,000 FY24-25 respectfully to meet on going project projections.
Estimated Completion Date	On Going

Additional Capital Expenditure Amounts Required	2026	2027
	0	0
Type of Financing	CA	CURRENT APPROPRIATIONS
Projected Useful Life	0	
Estimated/Actual Project Cost	\$0	
Length of Financing/ Lease Period	0	

<u>ESTIMATED/ACTUAL DEBT OBLIGATION PAYMENTS</u>				Total over project life
2024	2025	2026	2027	
0	0	0	0	0

REVENUE GENERATION / COST SAVINGS

<u>REVENUE COST FLAG</u>	<u>MOF CODE</u>	<u>AVERAGE AMOUNT</u>
---------------------------------	------------------------	------------------------------

Explanation: Security upgrades to the agency's IT infrastructure are required to improve maturity for information security areas identified by biennial security assessments. In 2017 DIR completed aspects of Managed Security Services making it a viable option for acquisition of these service through DCS. This funding also provides the agency a means to fund services needed for application security testing as required by HB8 and other security-related software subscriptions and professional services.

Project Location: Austin, TX.

Beneficiaries: This project benefits agency constituents including Texas residents, colleges, universities and the citizens of Texas.

Frequency of Use and External Factors Affecting Use:

5.B. Capital Budget Project Information
88th Regular Session, Agency Submission, Version 1
Automated Budget and Evaluation System of Texas (ABEST)

DATE: 7/29/2022
TIME: 8:58:50PM

The funds will be allocated from agency spend to this DCS spend source to provide for ongoing funding of security-related initiatives. This project will maintain security initiatives that have extended from security program efforts in FY 22/FY23 and FY24/25. The initiatives were pursued in an effort to address information security assessments from NTTData and AT&T.

6.A. Historically Underutilized Business Supporting Schedule
88th Regular Session, Agency Submission, Version 1
Automated Budget and Evaluation System of Texas (ABEST)

Date: 7/29/2022
Time: 9:10:05PM

Agency Code: 781 Agency: Higher Education Coordinating Board

COMPARISON TO STATEWIDE HUB PROCUREMENT GOALS

A. Fiscal Year - HUB Expenditure Information

Statewide HUB Goals	Procurement Category	% Goal	HUB Expenditures FY 2020			Total Expenditures FY 2020		HUB Expenditures FY 2021			Total Expenditures FY 2021	
			% Actual	Diff	Actual \$	% Goal		% Actual	Diff	Actual \$	% Goal	
23.7%	Professional Services	23.7 %	0.0%	-23.7%	\$0	23.7 %	\$199,200	0.0%	-23.7%	\$0	23.7 %	\$190,800
26.0%	Other Services	26.0 %	18.6%	-7.4%	\$231,561	26.0 %	\$1,246,082	52.4%	26.4%	\$665,807	26.0 %	\$1,271,377
21.1%	Commodities	21.1 %	30.8%	9.7%	\$499,221	21.1 %	\$1,618,741	20.2%	-0.9%	\$408,184	21.1 %	\$2,017,785
	Total Expenditures		23.9%		\$730,782		\$3,064,023	30.9%		\$1,073,991		\$3,479,962

B. Assessment of Attainment of HUB Procurement Goals

Attainment:

1. Attainment: Each agency should provide a summary of its efforts to attain or exceed the six HUB procurement goals in each fiscal year. The format is:

* In 2020, the THECB exceeded “commodity purchasing” category goal of 21.10% with an actual 30.84%, a difference of 9.74% over the statewide goal.

* In 2021, the THECB exceeded “other services” category goal of 26% with an actual 52.37%, a difference of 26.37% over the statewide goal.

Applicability:

2. Applicability: For each fiscal year, identify any procurement categories that are not applicable to the agency’s operations and include a summary justification for each procurement category.

* The THECB does not purchase items in Heavy Construction, Building, and does less than \$500 in Special Trades annually. For Professional Services, THECB has procured one contract for auditing services. The vendor is no longer working with a HUB Subcontractor.

Factors Affecting Attainment:

3. Factors Affecting Attainment: If a goal was not met, provide a brief explanation of factors preventing the agency from achieving the HUB goal in a given procurement category. This section may include information that an agency reported in the “external/internal assessment” section relating to HUBs in its strategic plan. The agency should include specific examples of restrictions on its ability to contract with HUBs, such as:

* For 2021, the THECB more than doubled the Statewide Goal for “other services.”

* THECB Contracts and Procurement staff performs due diligence to procure from HUBs. There are specialized goods and services the agency utilizes where there were

Agency Code: 781 Agency: Higher Education Coordinating Board

no available HUB vendors.

* COVID-19 decreased outreach efforts with limited HUB events.

C. Good-Faith Efforts to Increase HUB Participation

Outreach Efforts and Mentor-Protégé Programs:

Quantify and describe the agency's outreach efforts and level of participation in the Mentor-Protégé program (if required) in the 2020-21 biennium. Identify the number of events hosted or attended by the agency to increase HUB participation, such as economic opportunity forums, advocacy group meetings, etc. Also, identify the number of active mentor-protége partnerships sponsored.

* Outreach Efforts and Mentor Protégé Program:

- o Participating in Houston Minority Supplier Development Counsel EXPO, State Agency Bronze Partner Sponsorship – 2020 HUB Expo – Austin, 2020 Statewide HUB EXPO & Spot Bid Fair – Building Your Dream, Beaumont, March 2020, HUB Expo and “Doing Business Texas Style” Spot Bid Fair, Virtual Conference, August 2020.

- o In addition to the HUB Coordinator participating in HUB events, THECB is sending an additional staff member from the procurement team.

HUB Program Staffing:

Describe the level of FTE staffing dedicated to increasing participation of HUBs . Also, identify and describe the activities of those FTE positions.

* HUB Program Staffing: THECB currently has one HUB Coordinator, who also serves as the agency's Director of Contracts and Procurements .

Current and Future Good-Faith Efforts:

Describe good faith efforts to meet HUB goals in Fiscal year 2022 and beyond. The agency should describe the agency's outreach efforts , HUB program staffing, and any other relevant information to describe efforts .

* Current and Future Good Faith Efforts:

- o THECB centralized its procurement card (p-card) purchases in the Contracts and Procurement department. Vendor verifications, including HUB verifications are performed for each purchase. Small dollar purchases have improved THECB's commodity purchases .
- o Continue reaching out to eligible HUB vendors with a lapsed active status on the Centralized Masters Bidders List (CMBL).
- o Continue promoting awareness of THECB's HUB procurement efforts with internal outreach efforts including executive leadership and agency staff .
- o The THECB's future goal is to meet or exceed the overall statewide HUB participation Goals under the following procurement categories : Other Service and Commodity Purchasing

		781 Higher Education Coordinating Board				
CFDA NUMBER/ STRATEGY		Exp 2021	Est 2022	Bud 2023	BL 2024	BL 2025
21.027.119	COV19 State Fiscal Recovery					
1 - 1 - 5	TEXAS RESKILLING/UPSKILLING PGM	0	15,000,000	0	0	0
1 - 1 - 6	PERFORMANCE BASED FUNDING	0	20,000,000	0	0	0
3 - 1 - 2	CAREER/TECHNICAL EDUCATION PROGR	0	0	0	0	0
3 - 1 - 16	EDUCATIONAL LOAN REPAYMENT	0	1,000,000	0	0	0
4 - 1 - 14	CHILD MENTAL HEALTH CARE CONSORTI	0	113,082,887	0	0	0
TOTAL, ALL STRATEGIES		\$0	\$149,082,887	\$0	\$0	\$0
ADDL FED FNDS FOR EMPL BENEFITS		0	0	0	0	0
TOTAL, FEDERAL FUNDS		\$0	\$149,082,887	\$0	\$0	\$0
ADDL GR FOR EMPL BENEFITS		\$0	\$0	\$0	\$0	\$0
84.048.000	Voc Educ - Basic Grant					
3 - 1 - 2	CAREER/TECHNICAL EDUCATION PROGR	30,915,434	36,245,539	35,891,730	35,891,730	35,891,730
TOTAL, ALL STRATEGIES		\$30,915,434	\$36,245,539	\$35,891,730	\$35,891,730	\$35,891,730
ADDL FED FNDS FOR EMPL BENEFITS		0	0	0	0	0
TOTAL, FEDERAL FUNDS		\$30,915,434	\$36,245,539	\$35,891,730	\$35,891,730	\$35,891,730
ADDL GR FOR EMPL BENEFITS		\$0	\$0	\$0	\$0	\$0
84.425.119	COV19 Education Stabilization Fund					
3 - 1 - 2	CAREER/TECHNICAL EDUCATION PROGR	134,937,393	227,835,938	0	0	0
TOTAL, ALL STRATEGIES		\$134,937,393	\$227,835,938	\$0	\$0	\$0
ADDL FED FNDS FOR EMPL BENEFITS		0	0	0	0	0
TOTAL, FEDERAL FUNDS		\$134,937,393	\$227,835,938	\$0	\$0	\$0
ADDL GR FOR EMPL BENEFITS		\$0	\$0	\$0	\$0	\$0

CFDA NUMBER/ STRATEGY		781 Higher Education Coordinating Board				
		Exp 2021	Est 2022	Bud 2023	BL 2024	BL 2025
<u>SUMMARY LISTING OF FEDERAL PROGRAM AMOUNTS</u>						
21.027.119	COV19 State Fiscal Recovery	0	149,082,887	0	0	0
84.048.000	Voc Educ - Basic Grant	30,915,434	36,245,539	35,891,730	35,891,730	35,891,730
84.425.119	COV19 Education Stabilization Fund	134,937,393	227,835,938	0	0	0
TOTAL, ALL STRATEGIES		\$165,852,827	\$413,164,364	\$35,891,730	\$35,891,730	\$35,891,730
TOTAL, ADDL FED FUNDS FOR EMPL BENEFITS		0	0	0	0	0
TOTAL, FEDERAL FUNDS		<u>\$165,852,827</u>	<u>\$413,164,364</u>	<u>\$35,891,730</u>	<u>\$35,891,730</u>	<u>\$35,891,730</u>
TOTAL, ADDL GR FOR EMPL BENEFITS		\$0	\$0	\$0	\$0	\$0

SUMMARY OF SPECIAL CONCERNS/ISSUES

781 Higher Education Coordinating Board					
CFDA NUMBER/ STRATEGY	Exp 2021	Est 2022	Bud 2023	BL 2024	BL 2025
Assumptions and Methodology:					
<p>The estimate for Career and Technical Education (07-01-02, CFDA 84.048) reflects current the 70:30 secondary/postsecondary ratio of the Texas allocation and is based on Sec. 9 Authorization of Appropriations of the Strengthening Career and Technical Education for the 21st Century Act (Perkins V), enacted July 2018 and effective on July 1, 2019. Sec. 9 provides for increased federal funding levels over those authorized under Perkins IV. Statutory uses: 85% of funds support the Basic program for Career & Technical Education (CTE), 10% supports State Leadership CTE projects having a statewide impact, and 5% may be allocated for Administrative costs.</p> <p>CFDA 84.425 is made up of \$93.3 million of Coronavirus Response and Relief Supplemental Appropriations (CRRSA) funding and \$269.7 million of Cares Act-GEER funding that was distributed in three funding rounds: \$103.5 million (round one), \$71.5 million (round two), and \$94.7 million (round 3). The Cares Act-GEER and CRRSA monies were awarded to the THECB from the Governor's office with the purpose of providing local educational agencies (LEAs), institutions of higher education (IHEs), and other education related entities with emergency assistance as a result from the Novel Coronavirus Disease 2019 (COVID-19).</p> <p>CFDA 21.027 is comprised of \$149M of ARPA funding awarded to the THECB from the Governor's office with a purpose to mitigate the fiscal effects stemming from the public health emergency with respect to COVID-19.</p>					
Potential Loss:					
None					

This page intentionally left blank.

6.E. Estimated Revenue Collections Supporting Schedule
88th Regular Session, Agency Submission, Version 1
Automated Budget and Evaluation System of Texas (ABEST)

Agency Code: **781** Agency name: **Higher Education Coordinating Board**

FUND/ACCOUNT	Act 2021	Exp 2022	Est 2023	Est 2024	Est 2025
<u>666</u> Appropriated Receipts					
Beginning Balance (Unencumbered):	\$0	\$0	\$0	\$0	\$0
Estimated Revenue:					
3740 Grants/Donations	1,191,335	1,683,294	1,158,036	1,329,960	1,329,960
Subtotal: Actual/Estimated Revenue	1,191,335	1,683,294	1,158,036	1,329,960	1,329,960
Total Available	\$1,191,335	\$1,683,294	\$1,158,036	\$1,329,960	\$1,329,960
DEDUCTIONS:					
Expended, Budgeted, Requested	(1,191,335)	(1,683,294)	(1,158,036)	(1,329,960)	(1,329,960)
Total, Deductions	\$(1,191,335)	\$(1,683,294)	\$(1,158,036)	\$(1,329,960)	\$(1,329,960)
Ending Fund/Account Balance	\$0	\$0	\$0	\$0	\$0

REVENUE ASSUMPTIONS:

FY21: Common Application/Apply TX (1-1-1) \$766,250; TWC Advise TX IO Admin. (1-1-1) \$12,770; eTAFSA Development (1-1-1) \$267,133; Virtual Advising (1-1-1) \$2,713; College American DE MATH (1-1-4) \$86,209; Educational Resource Center (1-1-5) \$56,260.

FY22: Complete College America DE MATH (1-1-1) \$6,665; Educational Resource Centers (1-1-1) \$207,615; Common Application/Apply TX (1-1-3) \$811,000; TWC Advise TX IO Admin. (1-1-3) \$97,000; eTAFSA Development (1-1-3) \$261,625; University of Virginia TXT. (1-1-3) \$43,042; Virtual Advising (1-1-3) \$256,347.

FY23: Educational Resource Centers (1-1-1) \$185,636; Common Application/Apply TX (1-1-3) \$811,000; TWC Advise TX IO Admin. (1-1-3) \$97,000; eTAFSA Development (1-1-3) \$64,400.

FY24: Educational Resource Centers (1-1-1) \$150,960; Common Application/Apply TX (1-1-3) \$811,000; TWC Advise TX IO Admin. (1-1-3) \$368,000.

FY25: Educational Research Center (1-1-1) \$150,960; Common Application/Apply TX (1-1-3) \$811,000; TWC Advise TX IO Admin. (1-1-3) \$368,000.

CONTACT PERSON:

Ken Martin

6.E. Estimated Revenue Collections Supporting Schedule
88th Regular Session, Agency Submission, Version 1
Automated Budget and Evaluation System of Texas (ABEST)

Agency Code: **781** Agency name: **Higher Education Coordinating Board**

FUND/ACCOUNT	Act 2021	Exp 2022	Est 2023	Est 2024	Est 2025
<u>765</u> Certificate Of Auth Fees, estimated					
Beginning Balance (Unencumbered):	\$0	\$0	\$0	\$0	\$0
Estimated Revenue:					
3001 Fed Receipts Matched-Transport Pgm	22,900	4,000	4,000	4,000	4,000
Subtotal: Actual/Estimated Revenue	22,900	4,000	4,000	4,000	4,000
Total Available	\$22,900	\$4,000	\$4,000	\$4,000	\$4,000
DEDUCTIONS:					
Expended, Budgeted, Requested	(22,900)	(4,000)	(4,000)	(4,000)	(4,000)
Total, Deductions	\$(22,900)	\$(4,000)	\$(4,000)	\$(4,000)	\$(4,000)
Ending Fund/Account Balance	\$0	\$0	\$0	\$0	\$0

REVENUE ASSUMPTIONS:

Fees collected depend on the number of reviews requested by institutions.

CONTACT PERSON:

Ken Martin

6.E. Estimated Revenue Collections Supporting Schedule
88th Regular Session, Agency Submission, Version 1
Automated Budget and Evaluation System of Texas (ABEST)

Agency Code: **781** Agency name: **Higher Education Coordinating Board**

FUND/ACCOUNT	Act 2021	Exp 2022	Est 2023	Est 2024	Est 2025
<u>8012</u> Certi/Proprietary Fees, estimated					
Beginning Balance (Unencumbered):	\$0	\$0	\$0	\$0	\$0
Estimated Revenue:					
3509 Private Education Inst Fees	0	1,000	1,000	1,000	1,000
Subtotal: Actual/Estimated Revenue	0	1,000	1,000	1,000	1,000
Total Available	\$0	\$1,000	\$1,000	\$1,000	\$1,000
DEDUCTIONS:					
Expended, Budgeted, Requested	0	(1,000)	(1,000)	(1,000)	(1,000)
Total, Deductions	\$0	\$(1,000)	\$(1,000)	\$(1,000)	\$(1,000)
Ending Fund/Account Balance	\$0	\$0	\$0	\$0	\$0

REVENUE ASSUMPTIONS:

Fees collected depend on the number of reviews requested by institutions.

CONTACT PERSON:

Ken Martin

This page intentionally left blank.

6.H. Estimated Total of All Agency Funds Outside the GAA Bill Pattern
Texas Higher Education Coordinating Board

ESTIMATED GRAND TOTAL OF AGENCY FUNDS OUTSIDE THE 2024-25 GAA BILL PATTERN	\$	1,194,768,610
---	-----------	----------------------

Fund Name

Estimated Beginning Balance in FY 2022	\$ 413,082,464
Estimated Revenues FY 2022	\$ 288,865,488
Estimated Revenues FY 2023	\$ 346,246,332
FY 2022-23 Total	\$ 1,048,194,284
Estimated Beginning Balance in FY 2024	\$ 478,412,393
Estimated Revenues FY 2024	\$ 354,096,185
Estimated Revenues FY 2025	\$ 362,260,033
FY 2024-25 Total	\$ 1,194,768,610

Constitutional or Statutory Creation and Use of Funds:

The Hinson-Hazlewood College Student Loan Program is operated under the Texas Constitution, Article III, 50b-4, 50b-5, 50b-6 and 50b-7 and Texas Education Code 52.01-52.91 and 56.135. Texas Education Code section 52.17 requires an Interest and Sinking Fund reserve equal to the principal and interest coming due in the ensuing fiscal year. Statutory authority can also be found in Chapters 1207 and 1372 of the Texas Government Code.

Method of Calculation and Revenue Assumptions:

This method of calculation assumes that the THECB will issue bonds totaling \$150 million in FY 2024 and \$150 million in FY2025 to finance the Hinson-Hazlewood Loan Program. It also assumes there will be no annual increase in loans issued, and loan repayments and interest will increase at 4% annually. Finally, this estimate assumes that administrative costs will increase at 2% annually.

6.H. Estimated Total of All Agency Funds Outside the GAA Bill Pattern
Texas Higher Education Coordinating Board

ESTIMATED GRAND TOTAL OF AGENCY FUNDS OUTSIDE THE 2024-25 GAA BILL PATTERN		\$	629,550,739
<u>Hinson-Hazlewood College Student Loan Program</u>			
Estimated Beginning Balance in FY 2022	\$	413,082,464	Revenue Subtotals
Estimated Revenues FY 2022			
Net Proceeds of Bonds Issued	\$	100,167,092	
Student Loan Principal & Interest	\$	187,343,575	
Depository Interest	\$	1,354,821	
Other	\$	-	\$ 288,865,488
Estimated Expenditures FY 2022			
Debt Service Payments (P&I)	\$	(146,653,511)	
Direct Administrative Cost	\$	(3,520,758)	
Indirect Administrative Cost	\$	(9,373,029)	
Student Loans Issued	\$	(138,194,655)	
Other	\$	-	
Estimated Revenues FY 2023			
Bonds Issued	\$	150,000,000	
Student Loan Principal & Interest	\$	194,837,318	
Depository Interest	\$	1,409,014	
Other	\$	-	\$ 346,246,332
Estimated Expenditures FY 2023			
Debt Service Payments (P&I)	\$	(120,693,619)	
Direct Administrative Cost	\$	(3,591,173)	
Indirect Administrative Cost	\$	(9,560,490)	
Student Loans Issued	\$	(138,194,655)	
Other	\$	-	
	FY 2022-23 Total	\$ 478,412,393	
Statutorily Required Restricted Reserve Fund	\$	120,693,619	
Estimated Beginning Balance in FY 2024	\$	478,412,393	
Estimated Revenues FY 2024			
Bonds Issued	\$	150,000,000	
Student Loan Principal & Interest	\$	202,630,811	
Depository Interest	\$	1,465,374	
Other	\$	-	\$ 354,096,185

Estimated Expenditures FY 2024			
Debt Service Payments (P&I)	\$	(126,987,775)	
Direct Administrative Cost	\$	(3,662,997)	
Indirect Administrative Cost	\$	(9,751,699)	
Student Loans Issued	\$	(138,194,655)	
Other	\$	-	
Estimated Revenues FY 2025			
Bonds Issued	\$	150,000,000	
Student Loan Principal & Interest	\$	210,736,043	
Depository Interest	\$	1,523,989	
Other	\$	-	\$ 362,260,033
Estimated Expenditures FY 2025			
Debt Service Payments (P&I)	\$	(134,743,100)	
Direct Administrative Cost	\$	(3,736,257)	
Indirect Administrative Cost	\$	(9,946,733)	
Student Loans Issued	\$	(138,194,655)	
Other	\$	-	
	FY 2024-25 Total	\$ 629,550,739	
Statutorily Required Restricted Reserve Fund *	\$	129,743,100	
Constitutional or Statutory Creation and Use of Funds			
The Hinson-Hazlewood College Student Loan Program is operated under the Texas Constitution, Article III, 50b-4, 50b-5, 50b-6, and 50b-7 and Texas Education Code 52.01-52.91 and 56.135. Texas Education Code Section 52.17 requires an interest and sinking fund reserve equal to the principal and interest coming due in the ensuing fiscal year. Statutory authority can also be found in Chapters 1207 and 1372 of the Texas Government Code.			
Method of Calculation and Revenue Assumptions			
Expenditures are based on historical demand for student loans. Revenue is based on historical trends in student principal and interest received and the issuance of bonds when needed to meet loan demand.			

This page intentionally left blank.

6.J. Summary of Behavioral Health Funding

Agency Code: 781

Agency: THECB

Prepared by: Lashelle Inman

Date:

Date:

							2022-23 Base		2024-25 Baseline Request		2024-25 Exceptional Items		Additional Information						
#	Program Name	Service Type (drop down)	Agency Strategies	Summary Description	Target Population(s)	Fund Type	FY 2022 Base	FY 2023 Base	FY 2024 Baseline Request	FY 2025 Baseline Request	FY 2024 Requested	FY 2025 Requested	2024-25 Requested for Mental Health Services	2024-25 Requested for Substance Abuse Services	2024 FTEs	2025 FTEs	Statewide Strategic Plan Strategies	Methodology / Notes	
1	Texas Child Mental Health Care Consortium	MH Svcs - Other	SB1, Article III, Rider 51	Incluest: Child Psychiatry Access Network (CPAN); Texas Child Health Access Through Telemedicine (TCHATT); Community Psychiatry Workforce Expansion (CPWE); Child and Adolescent Psychiatry Fellowships (CAP Fellowships); Research; Centralized Operations Support Hub & External Eval	Texas children and youth	GR	63,734,430	59,373,842	61,554,136	61,554,136	-	-	123,108,272	-	0.0	0.0	2.1, 2.2.1, 2.2.2, 2.3, 3.1	Services - 100% associated with mental health services.	
						GR-D													
						FF													
						IAC													
						Other													
						Subtotal	63,734,430	59,373,842	61,554,136	61,554,136	-	-	123,108,272	-					
2	Texas Child Mental Health Care Consortium	Central Administration	SB1, Article III, Rider 51	Central Administration by UT System Administration. Provides overall administrative support for the TCMHCC. Includes an internal evaluation to assess reach and ability to achieve the initiatives intended goals.		GR	600,000	600,000	600,000	600,000			1,200,000		0.0	0.0	3.1	100% of time spent supporting and overseeing TCMHCC services, which are 100% associated with mental health services.	
						GR-D													
						FF													
						IAC													
						Other													
						Subtotal	600,000	600,000	600,000	600,000	-	-	1,200,000	-					
3	CS - Coronavirus State Fiscal Recovery Fund	MH Svcs - Other	SB8, TX Child MH Care Cons.	Federal Funds provides operational funds and expansion of TX Child Mental Health Care for children and pregnant women.		GR								0.0	0.0		100% of time spent supporting and overseeing TCMHCC services, which are 100% associated with child mental health and pregnant women.		
						GR-D													
						FF	113,082,887												
						IAC													
						Other													
						Subtotal	113,082,887	-	-	-	-	-	-					-	
4						GR													
						GR-D													
						FF													
						IAC													
						Other													
						Subtotal	-	-	-	-	-	-	-					-	
5						GR													
						GR-D													
						FF													
						IAC													
						Other													
						Subtotal	-	-	-	-	-	-	-					-	
6						GR													
						GR-D													
						FF													
						IAC													
						Other													
						Subtotal	-	-	-	-	-	-	-					-	
Total							177,417,317	59,973,842	62,154,136	62,154,136	-	-	124,308,272	-	0.0	0.0			

This page intentionally left blank.

6.K. Part A Budgetary Impacts Related to Recently Enacted State Legislation Schedule88th Regular Session, Agency Submission, Version 1
Automated Budget and Evaluation System of Texas (ABEST)DATE: 7/28/2022
TIME: 12:37:37PM

Agency code: 781

Agency name: Higher Education Coordinating Board

		Exp 2021	Bud 2022	Est 2023	Est 2024	Est 2025
Expanded or New Initiative:	1. True Grants					
Legal Authority for Item:						
601.1 SB8, ARPA 2021, Sec 19						
Description/Key Assumptions (including start up/implementation costs and ongoing costs):						
The Texas Reskilling and Upskilling through Education (TRUE) Program is established to strengthen the Texas workforce and build a stronger Texas economy.						
State Budget by Program:	Section 18: TRUE Grants					
IT Component:	No					
Involve Contracts > \$50,000:	No					
Objects of Expense						
Strategy: 1-1-5 TEXAS RESKILLING/UPSKILLING PGM						
4000	GRANTS	\$0	\$15,000,000	\$0	\$0	\$0
		SUBTOTAL, Strategy 1-1-5	\$0	\$15,000,000	\$0	\$0
		TOTAL, Objects of Expense	\$0	\$15,000,000	\$0	\$0
Method of Financing						
FEDERAL FUNDS						
Strategy: 1-1-5 TEXAS RESKILLING/UPSKILLING PGM						
325	Coronavirus Relief Fund	\$0	\$15,000,000	\$0	\$0	\$0
		SUBTOTAL, Strategy 1-1-5	\$0	\$15,000,000	\$0	\$0
		SUBTOTAL, FEDERAL FUNDS	\$0	\$15,000,000	\$0	\$0
		TOTAL, Method of Financing	\$0	\$15,000,000	\$0	\$0

6.K. Part A Budgetary Impacts Related to Recently Enacted State Legislation Schedule

88th Regular Session, Agency Submission, Version 1

Automated Budget and Evaluation System of Texas (ABEST)

DATE: 7/28/2022

TIME: 12:37:37PM

Agency code: 781

Agency name: Higher Education Coordinating Board

		Exp 2021	Bud 2022	Est 2023	Est 2024	Est 2025
Expanded or New Initiative:	2.Rural Veterinarian LRP					
Legal Authority for Item:						
603.1 SB8, ARPA 2021 Sec 46						
Description/Key Assumptions (including start up/implementation costs and ongoing costs):						
TEC Sec. 61.9965. The Texas Higher Education Coordinating Board shall administer the rural veterinarian incentive program account in accordance with Subchapter G, Chapter 56, to provide assistance in the repayment of student loans for eligible veterinarians who apply and qualify for the assistance under the rules of the Texas Animal Health Commission rural veterinarian incentive program committee.						
State Budget by Program:	Section 46: Rural Veterinarian LRP					
IT Component:	No					
Involve Contracts > \$50,000:	No					
Objects of Expense						
Strategy: 3-1-16 EDUCATIONAL LOAN REPAYMENT						
4000 GRANTS		\$0	\$1,000,000	\$0	\$0	\$0
SUBTOTAL, Strategy 3-1-16		\$0	\$1,000,000	\$0	\$0	\$0
TOTAL, Objects of Expense		\$0	\$1,000,000	\$0	\$0	\$0
Method of Financing						
FEDERAL FUNDS						
Strategy: 3-1-16 EDUCATIONAL LOAN REPAYMENT						
325 Coronavirus Relief Fund		\$0	\$1,000,000	\$0	\$0	\$0
SUBTOTAL, Strategy 3-1-16		\$0	\$1,000,000	\$0	\$0	\$0
SUBTOTAL, FEDERAL FUNDS		\$0	\$1,000,000	\$0	\$0	\$0
TOTAL, Method of Financing		\$0	\$1,000,000	\$0	\$0	\$0

6.K. Part A Budgetary Impacts Related to Recently Enacted State Legislation Schedule

88th Regular Session, Agency Submission, Version 1

Automated Budget and Evaluation System of Texas (ABEST)

DATE: 7/28/2022

TIME: 12:37:37PM

Agency code: 781

Agency name: Higher Education Coordinating Board

		Exp 2021	Bud 2022	Est 2023	Est 2024	Est 2025
Expanded or New Initiative:		3.Comp Reg Univ Funding				
Legal Authority for Item:						
600.1 SB8, ARPA 2021, Sec 18						
Description/Key Assumptions (including start up/implementation costs and ongoing costs):						
For the purpose of allocating and distributing the money in a manner that is consistent with Subsection (b) of this section and Section 62.183(b), Education Code, as added by Section 2, Chapter 186 (S.B. 1295), Acts of the 87th Legislature, Regular Session, 2021, during the state fiscal year beginning September 1, 2021.						
After consultation with the Legislative Budget Board, the Higher Education Coordinating Board shall allocate and distribute the money appropriated by SB2, Sec. 19 to each eligible institution, as defined by Section 62.181, Education Code, as added by Section 2, Chapter 186 (S.B. 1295), Acts of the 87th Legislature, Regular Session, 2021.						
State Budget by Program:		Section 19: Comp Reg Univ Funding				
IT Component:		No				
Involve Contracts > \$50,000:		No				
Objects of Expense						
Strategy: 1-1-6 PERFORMANCE BASED FUNDING						
4000	GRANTS	\$0	\$20,000,000	\$0	\$0	\$0
SUBTOTAL, Strategy 1-1-6		\$0	\$20,000,000	\$0	\$0	\$0
TOTAL, Objects of Expense		\$0	\$20,000,000	\$0	\$0	\$0
Method of Financing						
FEDERAL FUNDS						
Strategy: 1-1-6 PERFORMANCE BASED FUNDING						
325	Coronavirus Relief Fund	\$0	\$20,000,000	\$0	\$0	\$0
SUBTOTAL, Strategy 1-1-6		\$0	\$20,000,000	\$0	\$0	\$0
SUBTOTAL, FEDERAL FUNDS		\$0	\$20,000,000	\$0	\$0	\$0
TOTAL, Method of Financing		\$0	\$20,000,000	\$0	\$0	\$0

6.K. Part A Budgetary Impacts Related to Recently Enacted State Legislation Schedule

88th Regular Session, Agency Submission, Version 1
Automated Budget and Evaluation System of Texas (ABEST)

DATE: 7/28/2022
TIME: 12:37:37PM

Agency code: 781

Agency name: Higher Education Coordinating Board

		Exp 2021	Bud 2022	Est 2023	Est 2024	Est 2025
Expanded or New Initiative:	4.University Construction					
Legal Authority for Item:						
602.1 SB8, ARPA 2021, Sec 10						
Description/Key Assumptions (including start up/implementation costs and ongoing costs):						
To acquire, purchase, construct, improve, renovate, enlarge, or equip property and facilities, including roads and related infrastructure, for projects to be financed through the issuance of bonds. These bonds will be described as Tuition Revenue Bonds (TRBs).						
State Budget by Program:	Section 10: University Construction					
IT Component:	No					
Involve Contracts > \$50,000:	No					
Objects of Expense						
Strategy: 1-1-7 UNIVERSITY CONSTRUCTION						
4000	GRANTS	\$0	\$325,000,000	\$0	\$0	\$0
		SUBTOTAL, Strategy 1-1-7	\$0	\$325,000,000	\$0	\$0
		TOTAL, Objects of Expense	\$0	\$325,000,000	\$0	\$0
Method of Financing						
GENERAL REVENUE FUNDS						
Strategy: 1-1-7 UNIVERSITY CONSTRUCTION						
1	General Revenue Fund	\$0	\$325,000,000	\$0	\$0	\$0
		SUBTOTAL, Strategy 1-1-7	\$0	\$325,000,000	\$0	\$0
		SUBTOTAL, GENERAL REVENUE FUNDS	\$0	\$325,000,000	\$0	\$0
		TOTAL, Method of Financing	\$0	\$325,000,000	\$0	\$0

6.K. Part A Budgetary Impacts Related to Recently Enacted State Legislation Schedule

88th Regular Session, Agency Submission, Version 1

Automated Budget and Evaluation System of Texas (ABEST)

DATE: 7/28/2022

TIME: 12:37:37PM

Agency code: 781

Agency name: Higher Education Coordinating Board

		Exp 2021	Bud 2022	Est 2023	Est 2024	Est 2025
Expanded or New Initiative:	5.Child Mental Health Care Consortium					
Legal Authority for Item:	604.1 SB8, ARPA 2021, Sec 8					
Description/Key Assumptions (including start up/implementation costs and ongoing costs):	Section 8 of Senate Bill 8 appropriates the amount of \$113,082,887, to the Texas Higher Education Coordinating Board for the purpose of supporting the operations and expansion of the Texas Child Mental Health Care Consortium (the Consortium) to expand mental health initiatives for children, pregnant women, and women who are up to one year postpartum during the two-year period beginning on the effective date of the Act.					
State Budget by Program:	Section 8: Tx Child MH Care Cons					
IT Component:	No					
Involve Contracts > \$50,000:	No					
Objects of Expense						
Strategy: 4-1-14 CHILD MENTAL HEALTH CARE CONSORTIUM						
4000	GRANTS	\$0	\$113,082,887	\$0	\$0	\$0
SUBTOTAL, Strategy 4-1-14		\$0	\$113,082,887	\$0	\$0	\$0
TOTAL, Objects of Expense		\$0	\$113,082,887	\$0	\$0	\$0
Method of Financing						
FEDERAL FUNDS						
Strategy: 4-1-14 CHILD MENTAL HEALTH CARE CONSORTIUM						
325	Coronavirus Relief Fund	\$0	\$113,082,887	\$0	\$0	\$0
SUBTOTAL, Strategy 4-1-14		\$0	\$113,082,887	\$0	\$0	\$0
SUBTOTAL, FEDERAL FUNDS		\$0	\$113,082,887	\$0	\$0	\$0
TOTAL, Method of Financing		\$0	\$113,082,887	\$0	\$0	\$0

6.K. Part B Summary of Costs Related to Recently Enacted State Legislation Schedule
88th Regular Session, Agency Submission, Version 1
Automated Budget and Evaluation System of Texas (ABEST)

DATE: 7/29/2022
TIME: 9:13:20PM

Agency code: 781 Agency name: Higher Education Coordinating Board

ITEM	EXPANDED OR NEW INITIATIVE	Exp 2021	Bud 2022	Est 2023	Est 2024	Est 2025
1	True Grants	\$0	\$15,000,000	\$0	\$0	\$0
2	Rural Veterinarian LRP	\$0	\$1,000,000	\$0	\$0	\$0
3	Comp Reg Univ Funding	\$0	\$20,000,000	\$0	\$0	\$0
4	University Construction	\$0	\$325,000,000	\$0	\$0	\$0
5	Child Mental Health Care Consortium	\$0	\$113,082,887	\$0	\$0	\$0
Total, Cost Related to Expanded or New Initiatives		\$0	\$474,082,887	\$0	\$0	\$0
METHOD OF FINANCING						
	GENERAL REVENUE FUNDS	\$0	\$325,000,000	\$0	\$0	\$0
	FEDERAL FUNDS	\$0	\$149,082,887	\$0	\$0	\$0
Total, Method of Financing		\$0	\$474,082,887	\$0	\$0	\$0

FULL-TIME-EQUIVALENTS (FTES):