

The screenshot shows the homepage of the Texas Higher Ed Data website. At the top left is the logo 'THECB TexasHigherEdData'. To the right is a navigation menu with items: Overview, Higher Ed, HS to College, Workforce, Reporting, Resources, and a search icon. Below the navigation is a large dark blue banner with the text 'Explore Texas Higher Education Data' and a subtext 'Access Texas higher education data reports, statistics, queries, and interactive tools in addition to reporting information for institutions.' followed by a 'Learn more' link. Below the banner is a 'Featured Resources' section with three tabs: 'Accountability System' (which is active), 'Higher Education Almanac', and 'DataBridge'. Under the 'Accountability System' tab, there is a card featuring an image of graduates and the text 'Accountability System' followed by a description and an 'Explore the data' link.

Site Refresh

The Texas Higher Ed Data (THED) site is getting a new look this fall! While the look and feel will be different, the structure and resources of the current site will be maintained.

THED Refresh: Purpose

We are **upgrading THED website infrastructure** and moving to a new content management system. These changes are intended to **align the site with the look and feel of the THECB main website** while maintaining the structure and resources of the current THED site. The website address will remain **www.txhighereddata.org**.

This migration also gives us **new capabilities** to embed Power BI dashboards and refine our content. This refresh is only the **start of many website improvements to come.**

THED Refresh: Out of Scope Websites

This refresh is limited to the pages on txhighereddata.org. The following websites will **not** change:

- [Accountability System](#)
- [MOVEit](#)
- [Data Submission Portal \(CBPass\)](#)

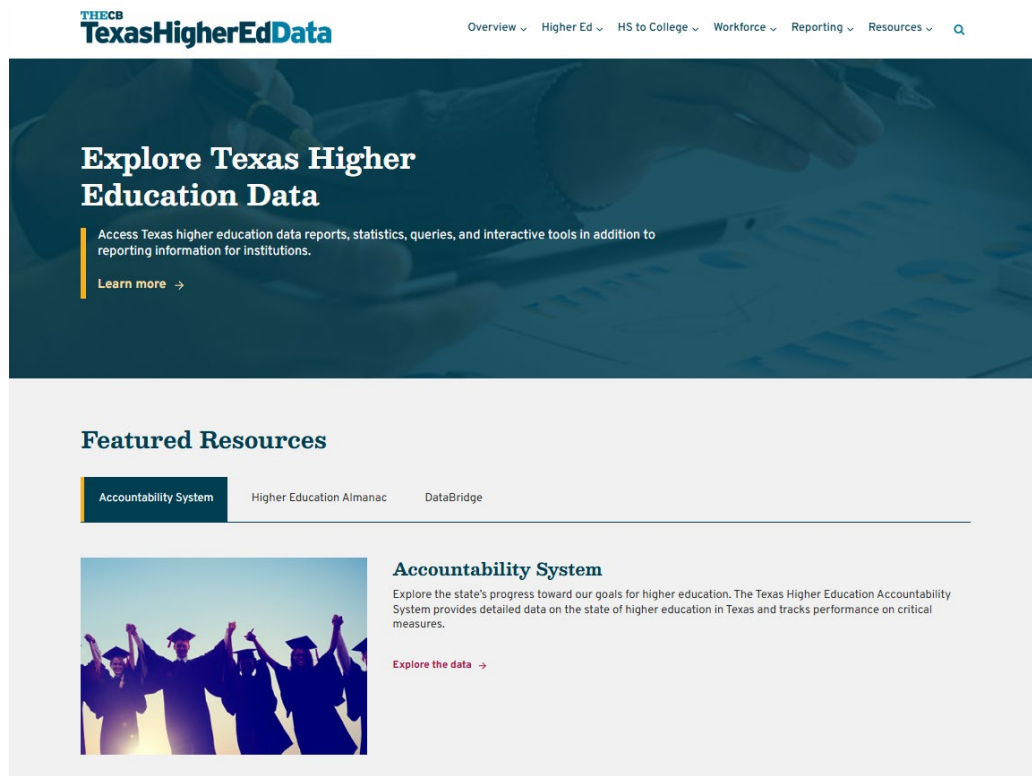
THED Refresh: Transition to Power BI Dashboards

Alongside the THED refresh, the following tools will **soon transition to Power BI dashboards**:

- Institutional Online Resumes
- **CBM Reporting Status** Dashboard
- Lower-Division Academic Course Guide Manual (ACGM)
- Workforce Education Course Manual (WECM)
- Upper-Division Course Manual (UDCM)
- Community College Annual Reporting and Analysis Tool (**CARAT**)
Reports

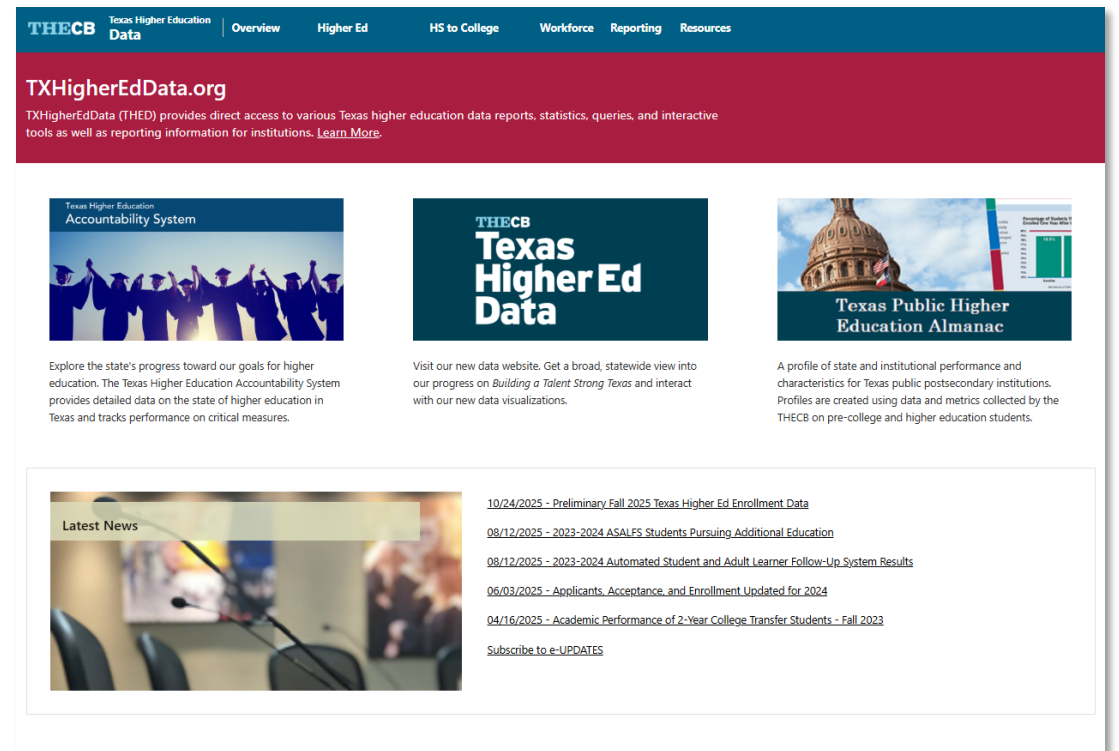
Side-by-Side Comparison: THED Homepage

New homepage



The screenshot shows the new THED homepage. At the top left is the THECB TexasHigherEdData logo. To the right is a navigation menu with links for Overview, Higher Ed, HS to College, Workforce, Reporting, and Resources, followed by a search icon. The main content area has a dark blue background with the heading "Explore Texas Higher Education Data". Below this is a sub-heading: "Access Texas higher education data reports, statistics, queries, and interactive tools in addition to reporting information for institutions." and a "Learn more" link with a right-pointing arrow. Below this is a "Featured Resources" section with three tabs: "Accountability System" (selected), "Higher Education Almanac", and "DataBridge". Under the "Accountability System" tab, there is a thumbnail image of graduates and a text block: "Accountability System" followed by "Explore the state's progress toward our goals for higher education. The Texas Higher Education Accountability System provides detailed data on the state of higher education in Texas and tracks performance on critical measures." and an "Explore the data" link with a right-pointing arrow.

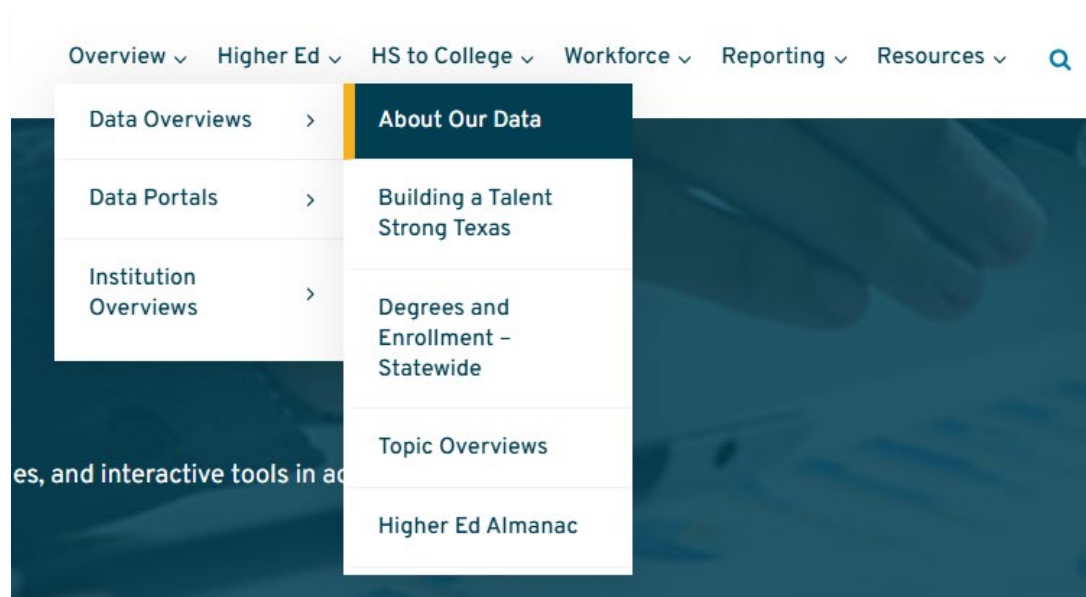
Retiring homepage



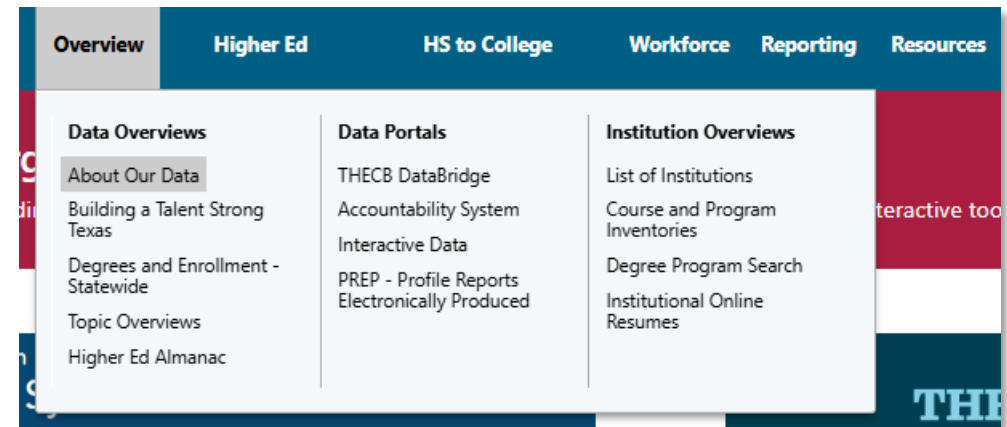
The screenshot shows the retiring THED homepage. At the top left is the THECB Texas Higher Education Data logo. To the right is a navigation menu with links for Overview, Higher Ed, HS to College, Workforce, Reporting, and Resources. Below the navigation is a red banner with the text "TXHigherEdData.org" and "TXHigherEdData (THED) provides direct access to various Texas higher education data reports, statistics, queries, and interactive tools as well as reporting information for institutions. [Learn More.](#)". Below the banner are three featured resources: "Texas Higher Education Accountability System" with a thumbnail of graduates, "THECB Texas Higher Ed Data" with a dark blue background and white text, and "Texas Public Higher Education Almanac" with a thumbnail of the Texas State Capitol. Below these are three "Latest News" items: "10/24/2025 - Preliminary Fall 2025 Texas Higher Ed Enrollment Data", "08/12/2025 - 2023-2024 ASAFS Students Pursuing Additional Education", "08/12/2025 - 2023-2024 Automated Student and Adult Learner Follow-Up System Results", "06/03/2025 - Applicants, Acceptance, and Enrollment Updated for 2024", and "04/16/2025 - Academic Performance of 2-Year College Transfer Students - Fall 2023". At the bottom right of the news section is a "Subscribe to e-UPDATES" link.

Side-by-Side Comparison: THED Menu

New menu



Retiring menu



Side-by-Side Comparison: CBM Reporting Manuals landing page

New page

THECB TexasHigherEdData Overview Higher Ed HS to College Workforce Reporting Resources

Home » Data Reporting » CBM Reporting Manuals

CBM Reporting Manuals

Reporting manuals, appendices and other resources for submitting institution and student-level data to the Texas Higher Education Coordinating Board.

Reporting and Procedures Manuals

- Career Schools and Colleges and Private and Out-of-State Public Postsecondary Institutions (PDF)
- Community, Technical and State Colleges (PDF)
- Health-Related Institutions (PDF)
- Independent Colleges and Universities (PDF)
- Public Universities (PDF)

CBM Reporting Due Dates

- CBM Reporting Due Dates by Sector (XLS)

Appendices to the CBM Reporting Manuals

- Appendix A-J and N-P - FICE Codes, Residence Codes, CIP Codes, Administrative Unit Codes, Facilities Codes, GME Formula Funding and Space Model Funding, Reference Tables (PDF)
- Appendix D - Administrative Unit Codes (XLS)
- Appendix K - ACGME and AOA Residency Programs in Texas (XLS)
- Appendix L - Medical Schools (XLS)
- Appendix M - Texas CEEB Codes (XLS)
- Appendix Q - Guidelines for Reporting First College-Level Courses (PDF)

Retiring page

THECB Texas Higher Education Data Overview Higher Ed HS to College Workforce Reporting Resources

CBM Reporting Manuals

Reporting manuals, appendices and other resources for submitting institution and student-level data to the Texas Higher Education Coordinating Board.

Reporting and Procedures Manuals

- Career Schools and Colleges and Private and Out-of-State Public Postsecondary Institutions (PDF)
- Community, Technical and State Colleges (PDF)
- Health-Related Institutions (PDF)
- Independent Colleges and Universities (PDF)
- Public Universities (PDF)

CBM Reporting Due Dates

- CBM Reporting Due Dates by Sector (XLS)

Appendices to the CBM Reporting Manuals

- Appendix A-J and N-P - FICE Codes, Residence Codes, CIP Codes, Administrative Unit Codes, Facilities Codes, GME Formula Funding and Space Model Funding, Reference Tables (PDF)
- Appendix D - Administrative Unit Codes (XLS)
- Appendix K - ACGME and AOA Residency Programs in Texas (XLS)
- Appendix L - Medical Schools (XLS)
- Appendix M - Texas CEEB Codes (XLS)
- Appendix Q - Guidelines for Reporting First College-Level Courses (PDF)

Recommended Course Sequence

- Recommended Course Sequence Reporting

Financial Aid Database System (FADS)

- FY 2025 FAD Comprehensive Reporting Manual (PDF)
- FY 2024 FAD Comprehensive Reporting Manual (PDF)
- FY 2023 FAD Comprehensive Reporting Manual (PDF)

CBM Reporting Memos

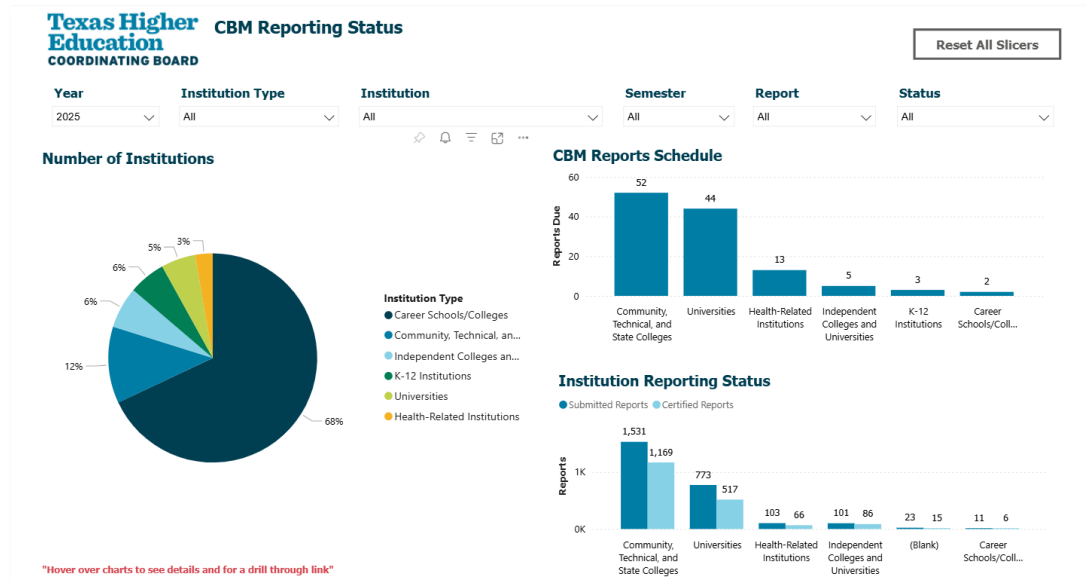
- Career Schools and Colleges and Private and Out-of-State Public Postsecondary Institutions
- Community, Technical and State Colleges
- Health-Related Institutions
- Independent Colleges and Universities
- Public Universities

Other Resources

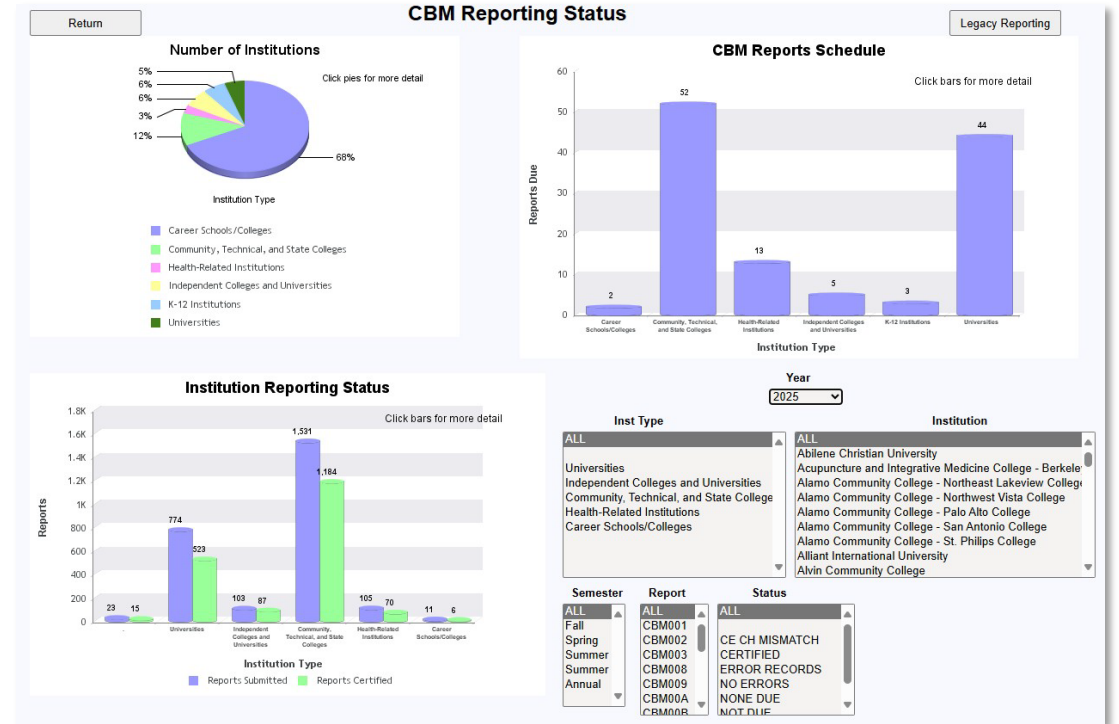
- Lower Division Academic Course Guide Manual (ACGM)

Side-by-Side Comparison: CBM Reporting Status Dashboard

New dashboard



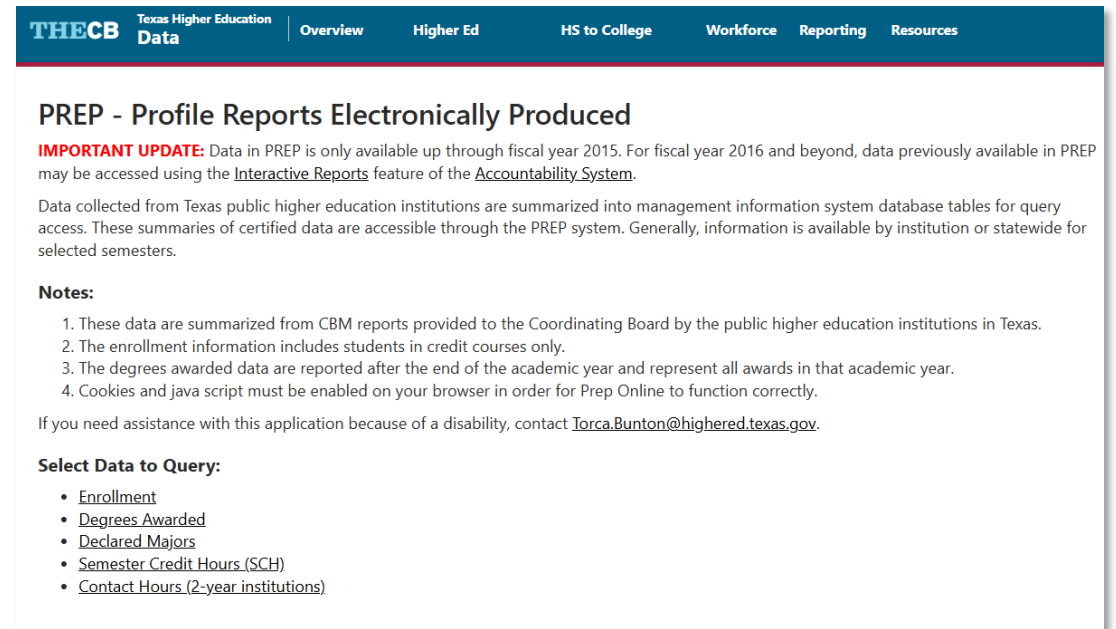
Retiring dashboard



Retiring Resources: Profile Reports Electronically Produced (PREP)

PREP

- This tool was replaced by our Accountability System beginning in fiscal year 2016 and has not been maintained.
- If you require data from the retired PREP reports, you can make a data request.



The screenshot shows the THECB Data website interface. The header includes the THECB logo and navigation links for Overview, Higher Ed, HS to College, Workforce, Reporting, and Resources. The main content area is titled "PREP - Profile Reports Electronically Produced" and contains an "IMPORTANT UPDATE" regarding data availability through fiscal year 2015. It also includes a "Notes" section with four points and a "Select Data to Query" section with a list of data categories.

THECB Texas Higher Education Data | Overview | Higher Ed | HS to College | Workforce | Reporting | Resources

PREP - Profile Reports Electronically Produced

IMPORTANT UPDATE: Data in PREP is only available up through fiscal year 2015. For fiscal year 2016 and beyond, data previously available in PREP may be accessed using the [Interactive Reports](#) feature of the [Accountability System](#).

Data collected from Texas public higher education institutions are summarized into management information system database tables for query access. These summaries of certified data are accessible through the PREP system. Generally, information is available by institution or statewide for selected semesters.

Notes:

1. These data are summarized from CBM reports provided to the Coordinating Board by the public higher education institutions in Texas.
2. The enrollment information includes students in credit courses only.
3. The degrees awarded data are reported after the end of the academic year and represent all awards in that academic year.
4. Cookies and java script must be enabled on your browser in order for Prep Online to function correctly.

If you need assistance with this application because of a disability, contact Torca.Bunton@highered.texas.gov.

Select Data to Query:

- [Enrollment](#)
- [Degrees Awarded](#)
- [Declared Majors](#)
- [Semester Credit Hours \(SCH\)](#)
- [Contact Hours \(2-year institutions\)](#)

Retiring Resources: Tracking Postsecondary Outcomes Dashboard

TPO Dashboard

- This dashboard has not been updated since 2017. If you are looking for similar information, you may find the following resources helpful:

- [Texas Talent Trajectory \(T3\) Dashboard](#)
- [Accountability System](#)
- [Data request form](#)

THECB
HS to College

Tracking Postsecondary Outcomes Dashboard - Texas High School Graduates

Welcome Enrollment Persistence College Readiness Compare Regions Compare Districts Across Years

Welcome

Welcome to Tracking Postsecondary Outcomes

The Tracking Postsecondary Outcomes dashboard is an interactive application to graphically display information about Texas public high school graduates who enroll in Texas higher education in the fall immediately following graduation from high school. It includes higher education enrollment and demographic summaries, persistence patterns, college readiness statistics, and facilities to perform comparisons at the region and district levels. Data include statewide and regional statistics, as well as school district summaries where the school district populations are large enough to permit disclosure of the statistics*.

*Results for school districts with 25 and fewer high school graduates within a graduation year and districts where fewer than five students enrolled in college are combined into one entry per region labeled "Small Districts - Region n". Demographic subgroup results are not reported for any category where there are fewer than five students in the result.

Not Included

Students who go out of the state to enroll in college are NOT included in these data. The only higher education data included are from Texas public universities and community colleges and Texas private, not-for-profit colleges and universities.

Enrollment

The enrollment section of the dashboard displays the percentage of Texas **public high school graduates** that enrolled in Texas higher education in the fall semester **immediately following high school graduation**. Measures include percentages of higher education enrollment by institution type, full-time and part-time, and by demographic subgroups.

Persistence

For those students that enrolled in the fall semester immediately following high school graduation, the persistence section displays the percentages of those students that continued in Texas higher education in the second year and those that enrolled all four years if they began at 4-year institution. This screen also has a longitudinal display of college-going rates for high school graduates starting with graduation year 2004.

College Readiness

The bar charts display the percentages of students who enrolled in Texas public higher education that met the state (Texas Success Initiative) college readiness standards in math, reading, writing, and all three areas. This should not be confused with TEA college readiness data, which is a percentage of all high school graduates meeting standards.

THED Refresh: Finding Resources

We took care to keep the new website **structure as similar to the current website** as possible and ensure the bookmarks you may have will continue to work. If you run into any issues locating a resource, you have a few options:

A-Z index

- The [A-Z index](#) on the new THED is a sitemap that can be used to look-up pages. It can be found under the Resources tab.

Email us

- You are always welcome to email your questions to datasupport@highered.texas.gov