

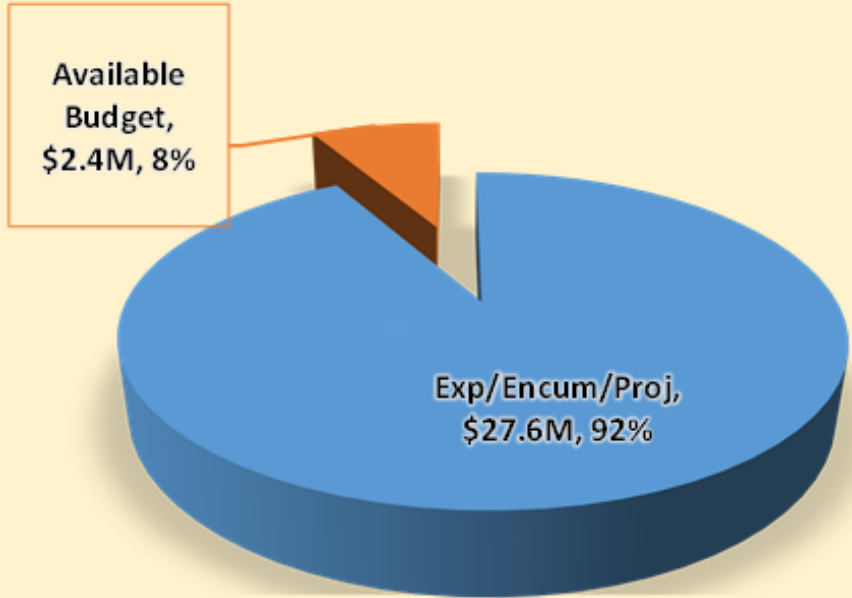


Monthly Financial Report for period ending 8/31/2018

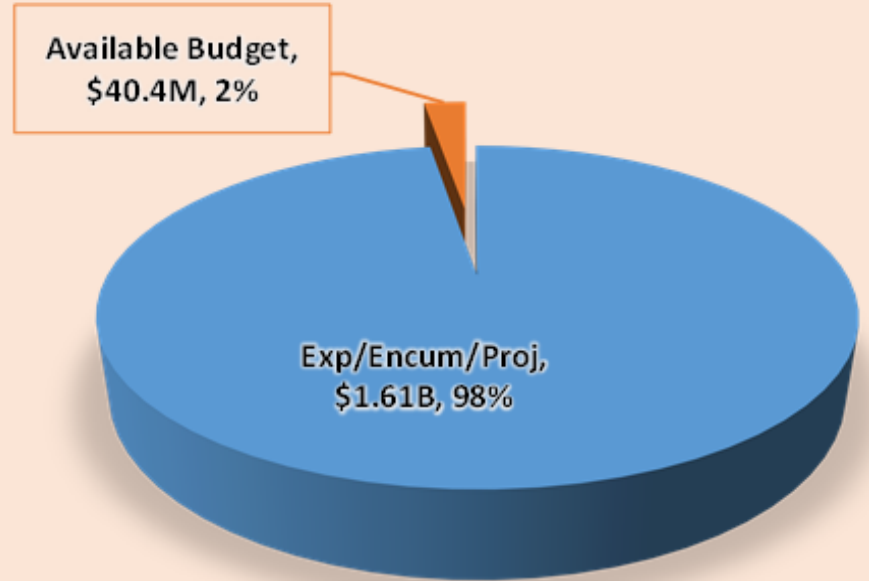
1. Operating/Trusteed	1
2. Federal Programs	4
3. Budget Adjustments	6
4. Cash Balance Summary.....	10
5. Loan Receivable Review	11

Operating and Trusteed Summary Period Ending: 8/31/2018

Operating Strategies (A&B) Budget



Trusteed Strategies Budget



Operating and Trusteed Budget

Period Ending: 8/31/2018

		Original Budget	Budget Adjusts. or Reclass	Adjusted Budget	FYTD Expense	FYTD Encumb	Projected Obligations	Available Budget
Coordination/Planning for Higher Ed								
A.1.1	College Readiness and Success	\$ 2,396,363	\$ 192,450	\$ 2,588,813	\$ 2,111,668	\$ 431,956	\$ -	\$ 45,189
A.1.2	Student Loan Programs	6,937,005	800,000	7,737,005	6,660,743	424,542	-	651,720
A.1.3	Financial Aid Services	705,609	-	705,609	705,571	-	-	38
A.1.4	Academic Quality & Workforce	2,109,757	34,001	2,143,758	1,800,618	69,533	-	273,607
A.1.5	Strategic Planning and Funding	2,741,911	160,391	2,902,302	2,645,320	26,433	-	230,549
A.1.6	Innovation & Policy Develop	277,523	-	277,523	277,262	-	-	261
A.1.7	Oversight for Profit	250,000	-	250,000	23,574	-	-	226,426
A.1.8	Fields of Study	262,977	-	262,977	61,480	10,800	-	190,697
A		\$ 15,681,145	\$ 1,186,842	\$ 16,867,987	\$ 14,286,235	\$ 963,264	\$ -	\$ 1,618,488
Agency Operations								
B.1.1	Central Administration	5,320,769	-	5,320,769	5,132,202	59,538	-	129,029
B.1.2	Information Resources	5,960,905	-	5,960,905	4,726,784	718,013	-	516,108
B.1.3	Facilities Support	1,853,515	-	1,853,515	1,725,330	21,877	-	106,308
B		\$ 13,135,189	\$ -	\$ 13,135,189	\$ 11,584,316	\$ 799,428	\$ -	\$ 751,445
Affordability and Debt								
C.1.1	Texas Grant Program	393,229,872	524,105	393,753,977	381,764,084	-	-	11,989,893
C.1.2	Texas B-on-Time Program - Public	15,254,566	(500,000)	14,754,566	10,858,234	-	-	3,896,332
C.1.3	Texas B-on-Time Program - Private	6,377,942	(300,000)	6,077,942	4,710,615	-	-	1,367,327
C.1.4	Tuition Equalization Grants	85,905,147	-	85,905,147	85,891,999	-	-	13,148
C.1.5	TEOG PUB Community Colleges	44,236,459	-	44,236,459	44,221,298	-	-	15,161
C.1.6	TEOG PUB State/Tech Colleges	3,759,692	-	3,759,692	3,656,711	-	-	102,981
C.1.7	College Work Study Program	9,404,639	-	9,404,639	8,475,847	-	-	928,792
C.1.8	License Plate Scholarships	247,400	24,329	271,729	133,760	14,901	-	123,068
C.1.9	Educational Aide Program	500,000	-	500,000	261,212	-	-	238,788
C.1.10	Top 10 Percent Scholarships	3,000,000	-	3,000,000	2,990,000	-	-	10,000
C.1.11	TX Armed Services Scholarships	1,335,000	(159,127)	1,175,873	1,175,873	-	-	-
C		\$ 563,250,717	\$ (410,693)	\$ 562,840,024	\$ 544,139,633	\$ 14,901	\$ -	\$ 18,685,490
College Readiness and Success								
D.1.1	ADVISE TX	2,000,000	15,000	2,015,000	2,015,000	-	-	-
D.1.2	Developmental Education Program	1,125,000	(15,000)	1,110,000	286,418	465,000	-	358,582
D		\$ 3,125,000	\$ -	\$ 3,125,000	\$ 2,301,418	\$ 465,000	\$ -	\$ 358,582

Operating and Trusteed Budget (cont.)

Period Ending: 8/31/2018

		Original Budget	Budget Adjusts. or Reclass	Adjusted Budget	FYTD Expense	FYTD Encumb	Projected Obligations	Available Budget
Industry Workforce								
E.1.2	Teach for Texas Loan Repayment	1,337,500	203,781	1,541,281	1,318,544	221,125	-	1,612
E.1.5	Math and Science Scholar's LRP	1,287,500	-	1,287,500	-	174,763	-	1,112,737
E.1.6	NortheastTexasInitiativeandTC3	2,500,000	-	2,500,000	2,500,000	-	-	-
E.1.7	Bilingual Education Program	750,000	-	750,000	660,443	-	-	89,557
E		\$ 5,875,000	\$ 203,781	\$ 6,078,781	\$ 4,478,987	\$ 395,888	\$ -	\$ 1,203,906
Industry Workforce - Health Related								
F.1.1	Family Practice Residency	5,000,000	-	5,000,000	4,987,996	-	-	12,004
F.1.2	Preceptorship Program	1,500,000	-	1,500,000	480,712	-	-	1,019,288
F.1.3	GME Expansion	48,525,000	282,225	48,807,225	43,083,336	-	-	5,723,889
F.1.4	Trauma Care Program	2,061,250	-	2,061,250	1,976,547	84,537	-	166
F.1.5	Joint Admission Medical Program	10,206,794	-	10,206,794	10,206,794	-	-	-
F.1.6	ProfNurseShortageReductionPgm	9,990,000	(27,952)	9,962,048	8,819,998	-	-	1,142,050
F.1.7	Physician Ed Loan Repay Pgm	12,675,000	335,229	13,010,229	335,229	12,669,381	-	5,619
F.1.8	Mental Health Loan Repay Pgm	1,062,500	-	1,062,500	-	1,062,126	-	374
F.1.9	Other Loan Repayment Programs	200,000	902,988	1,102,988	861,480	241,508	-	-
F.1.10	Nursing Faculty Loan Repay PGM	1,500,000	-	1,500,000	-	1,366,400	-	133,600
F		\$ 92,720,544	\$ 1,492,490	\$ 94,213,034	\$ 70,752,093	\$ 15,423,952	\$ -	\$ 8,036,989
Baylor College of Medicine								
G.1.1	Baylor Coll of Medicine - UGME	38,492,055	-	38,492,055	12,060,160	26,431,895	-	-
G.1.2	Baylor Coll of Medicine - GME	7,710,499	-	7,710,499	7,710,499	-	-	-
G.1.3	BaylorCollMedPermEndowFund	1,425,000	138,198	1,563,198	1,165,069	398,129	-	-
G.1.4	BaylorCollMedPermHealthFund	1,914,193	199,653	2,113,846	1,584,489	529,357	-	-
G		\$ 49,541,747	\$ 337,851	\$ 49,879,598	\$ 22,520,217	\$ 27,359,381	\$ -	\$ -
Close the Gaps Tobacco								
Funds								
H.1.1	EARNINGS - Minority Health	3,972,340	2,814,825	6,787,165	66,791	1,462,252	-	5,258,122
H.1.2	EARNINGS - Nursing/Allied Health	5,420,324	2,284,830	7,705,154	143,950	1,713,516	-	5,847,688
H		\$ 9,392,664	\$ 5,099,655	\$ 14,492,319	\$ 210,741	\$ 3,175,768	\$ -	\$ 11,105,810
Research								
I.1.1	Texas Research Incentive Program	17,500,000	-	17,500,000	17,500,000	-	-	-
I.1.2	AUTISM Program	3,900,000	-	3,900,000	2,911,999	-	-	988,001
I		\$ 21,400,000	\$ -	\$ 21,400,000	\$ 20,411,999	\$ -	\$ -	\$ 988,001
Other Programs								
Z.1.1	Community Colleges	899,540,045	-	899,540,045	899,540,045	-	-	-
Z		\$ 899,540,045	\$ -	\$ 899,540,045	\$ 899,540,045	\$ -	\$ -	\$ -
Total Uses Of Revenue		\$ 1,673,662,051	\$ 7,909,926	\$ 1,681,571,977	\$ 1,590,225,684	\$ 48,597,582	\$ -	\$ 42,748,711

Goal E - Federal trusteed programs are reported separately on the next page.

Goal E: Federal Trusteed Report

Period Ending: 8/31/2018

Federal Fiscal Year	CFDA	From Date	To Date	Award Amount	Expenditures	Obligated	Unobligated Balance	Revenue/ Draw down	Cash Balance
Marketable Skills Admin									
16	17.258	3/1/2017	10/20/2018	\$150,000.00	\$72,033.79	\$3,848.00	\$74,118.21	\$42,618.43	-\$29,415.36
Perkins AQ&W Admin									
18	84.048	7/31/2017	9/30/2018	\$799,294.00	\$350,739.24	\$46,322.55	\$402,232.21	\$302,661.56	-\$48,077.68
Perkins Admin Indirect									
18	84.048	7/31/2017	9/30/2018	\$182,115.00	\$79,429.76	\$0.00	\$102,685.24	\$79,429.76	\$0.00
Perkins Compliance Admin									
18	84.048	7/31/2017	9/30/2018	\$60,705.00	\$18,487.97	\$0.00	\$42,217.03	\$27,170.76	\$8,682.79
Perkins SP&F Admin									
18	84.048	7/31/2017	9/30/2018	\$205,003.00	\$141,580.10	\$192.79	\$63,230.11	\$134,669.19	-\$6,910.91
Perkins-Formula									
18	84.048	10/1/2017	9/30/2018	\$28,579,331.00	\$21,245,240.00	\$7,334,091.00	\$0.00	\$21,245,240.00	\$0.00
17	84.048	7/31/2016	5/31/2018	\$26,240,436.00	\$24,397,935.21	\$328,606.38	\$1,513,894.41	\$24,397,935.21	\$0.00
Perkins-Leadership									
18	84.048	7/31/2017	9/30/2018	\$656,718.00	\$310,715.00	\$346,003.00	\$0.00	\$310,715.00	\$0.00
Perkins-Nontraditional Leadership									
18	84.048	7/31/2017	9/30/2018	\$45,000.00	\$37,386.00	\$7,614.00	\$0.00	\$37,386.00	\$0.00
RAND-IES CI									
15	84.305	4/1/2017	6/30/2018	\$775,188.00	\$579,876.30	\$0.00	\$195,311.70	\$562,585.23	-\$17,291.07
RAND-IES RCT									
16	84.305	6/1/2017	8/31/2018	\$644,900.00	\$649,025.61	\$0.00	-\$4,125.61	\$642,584.56	-\$6,441.05

Goal E: Federal Trusteed Report (cont.)

Period Ending: 8/31/2018

Federal Fiscal Year	CFDA	From Date	To Date	Award Amount	Expenditures	Obligated	Unobligated Balance	Revenue/ Draw down	Cash Balance
Teacher Quality Program - Admin									
16	84.367	7/1/2017	9/30/2018	\$284,019.00	\$166,001.16	\$0.00	\$118,017.84	\$139,633.06	-\$26,368.10
Teacher Quality Program - Grants									
16	84.367	7/1/2017	9/30/2018	\$4,534,309.00	\$3,229,043.45	\$544,472.00	\$760,793.55	\$3,229,043.45	\$0.00
Total				\$63,157,018.00	\$51,277,493.59	\$8,611,149.72	\$3,268,374.69	\$51,151,672.21	-\$125,821.38

Agency Budget

Year-to-Date Budget Adjustments

As of 8/31/2018

Strategy	Budget Adjustments By Strategy	PCA Code	Transaction Description	Increase	Decrease
College Readiness and Success					
A.1.1	College Readiness	39001	BU05-APPN TRNSFR & TRNSFR W_I APPN BTWN PCA's	\$290,870	
			BU05-APPN TRNSFR & TRNSFR W_I APPN BTWN PCA's	\$70,000	
	Student Success	30006	BU14-APPN TRNSFRS_SP&F TO CRS & NSRP TO SP&F	\$77,450	
			BU05-APPN TRNSFR & TRNSFR W_I APPN BTWN PCA's		(\$290,870)
University of Virginia Texting	40101	BU08-SET UP BDGT_UVA TEXTING CMPGN	\$45,000		
				\$192,450	
Student Loan Programs					
A.1.2	Student Loan Administration	13818	BU12-BOT APPN TRNSFRS OF GR & GRD TO LN PGM	\$300,000	
	Student Loan Prog-Fd 5103	66031	BU12-BOT APPN TRNSFRS OF GR & GRD TO LN PGM	\$500,000	
				\$800,000	
Academic Quality & Workforce					
A.1.4	Academic Quality & Workforce	13812	BU05-APPN TRNSFR & TRNSFR W_I APPN BTWN PCA's		(\$70,000)
	CCA-DE MATH	13831	UB TRNSFRS FRM AY 17 TO 18 BTWN BIENNIUM	\$1	
	T-STEM Scholarship Program	42001	UB TRNSFRS FRM AY 17 TO 18 BTWN BIENNIUM	\$220,140	
			BU05-TRNSFR UB CSH & INCRS BDGT_TSTEM TO TX GRNTS		(\$116,140)
				\$34,001	
Strategic Planning and Funding					
A.1.5	Gates Foundation Emergency Aid	48001	BU22-GATES FNDTN_INCRS COLLD BDGT	\$9,889	
	REGIONAL PATHWAYS PROJ GRANT	34004	BU04-TRNSFR BDGT W_I APPN_SP&F TO PATHWAYS	\$9,000	
			BU21-BDGT TRNSFR W/I STRAT SP&F TO PATHWAYS	\$32,453	
			BU14-APPN TRNSFRS_SP&F TO CRS & NSRP TO SP&F	\$99,952	
	Strategic Planning & Funding	13813	BU21-BDGT TRNSFR W/I STRAT SP&F TO PATHWAYS		(\$32,453)
			PRTIAL REV RSL OF #A800555M / RTN SP&F FNDS BCK TO PNSRP		(\$72,000)
			BU04-TRNSFR BDGT W_I APPN_SP&F TO PATHWAYS		(\$9,000)
	Texas Completes Data Support	44002	BU14-APPN TRNSFRS_SP&F TO CRS & NSRP TO SP&F		(\$77,450)
			BU09-SET UP BDGT_TX COMPLETES DATA SUPPORT	\$153,000	
			BU09-SET UP BDGT_TX COMPLETES DATA SUPPORT	\$2,000	
			BU09-SET UP BDGT_TX COMPLETES DATA SUPPORT	\$10,000	
			BU09-SET UP BDGT_TX COMPLETES DATA SUPPORT	\$3,000	
			BU09-SET UP BDGT_TX COMPLETES DATA SUPPORT	\$29,700	
BU09-SET UP BDGT_TX COMPLETES DATA SUPPORT	\$2,300				
				\$160,391	

Agency Budget

Year-to-Date Budget Adjustments

As of 8/31/2018

Strategy	Budget Adjustments By Strategy	PCA Code	Transaction Description	Increase	Decrease	
Central Administration						
B.1.1	GENERAL COUNSEL'S OFFICE	38006	BU-03_INDRCT ADMIN TRNSFR_GEN CNSL TO INTRNL ADT		(\$55,000)	
			BU-03_INDRCT ADMIN TRNSFR_GEN CNSL TO INTRNL ADT		(\$907)	
	INTERNAL AUDIT	38002	BU-03_INDRCT ADMIN TRNSFR_GEN CNSL TO INTRNL ADT	\$55,000		
			BU-03_INDRCT ADMIN TRNSFR_GEN CNSL TO INTRNL ADT	\$907		
Texas Grant Program						
C.1. 1	TEXAS Grant Program	13099	BU04-INCRS BDGT TX GRNTS-REVNS REC'D FRM CPA	\$248,838		
			BU05-TRNSFR UB CSH & INCRS BDGT_TSTEM TO TX GRNTS	\$116,140		
			BU20-APPN TRNSFR RIDER 28 TASSP TC TX GNTS	\$163,127		
			APPN TRNSFR REV/RSL/RTN 4K BCK TO TASSP		(\$4,000)	
				\$524,105		
Texas B-on-Time Program - Publ						
C.1. 2	TX B-on-Time Public Fd 5103	13126	BU12-BOT APPN TRNSFRS OF GR & GRD TO LN PGM		(\$500,000)	
					(\$500,000)	
Texas B-on-Time Program - Priv						
C.1. 3	TX B-on-Time Private Fd 0001	13128	BU12-BOT APPN TRNSFRS OF GR & GRD TO LN PGM		(\$300,000)	
					(\$300,000)	
License Plate Scholarships						
C.1. 8	Austin College PLT	66016	UB TRNSFRS FRM AY 17 TO 18 BTWN BIENNIUM	\$110		
	Baylor University PLT	66014	UB TRNSFRS FRM AY 17 TO 18 BTWN BIENNIUM	\$423		
	Boy Scout License Plates	66008	UB TRNSFRS FRM AY 17 TO 18 BTWN BIENNIUM	\$178		
	Collegiate Crossover Lic Plate	66004	EDIT TO BU02-REDUCE UB AMT TO PCA 66004			(\$390)
			BU07-INCRS COLL'D BDGT-COLLEGIATE LP	\$19,000		
			UB TRNSFRS FRM AY 17 TO 18 BTWN BIENNIUM	\$1,596		
	Cotton Boll License Plates	66006	UB TRNSFRS FRM AY 17 TO 18 BTWN BIENNIUM	\$352		
	Girl Scout License Plates	66007	UB TRNSFRS FRM AY 17 TO 18 BTWN BIENNIUM	\$22		
	Houston Rodeo License Plates	66005	UB TRNSFRS FRM AY 17 TO 18 BTWN BIENNIUM	\$103		
	Rice University PLT	66017	UB TRNSFRS FRM AY 17 TO 18 BTWN BIENNIUM	\$167		
	SMU Royalty License Plate	66012	UB TRNSFRS FRM AY 17 TO 18 BTWN BIENNIUM	\$249		
			BU 03-INCRS BDGT SMU ROYALTY & S.WESTERN UNIV. LP's	\$2,021		
	Southern Methodist Univ PLT	66018	UB TRNSFRS FRM AY 17 TO 18 BTWN BIENNIUM	\$176		
	Southw estern University PLT	66022	BU 03-INCRS BDGT SMU ROYALTY & S.WESTERN UNIV. LP's		\$5	
			UB TRNSFRS FRM AY 17 TO 18 BTWN BIENNIUM	\$20		
	Texas Christian Univ PLT	66019	UB TRNSFRS FRM AY 17 TO 18 BTWN BIENNIUM	\$275		
Univ of Mary Hardin Baylor PLT	66015	UB TRNSFRS FRM AY 17 TO 18 BTWN BIENNIUM	\$22			
				\$24,329		

Agency Budget Year-to-Date Budget Adjustments As of 8/31/2018

Strategy	Budget Adjustments By Strategy	PCA Code	Transaction Description	Increase	Decrease
TX Armed Services Scholarships					
C.1.11	TX Armed Serv Scholarsh Prog	21968	APPN TRNSFR REV/RSL/RTN 4K BCK TO TASSP	\$4,000	
			BU20-APPN TRNSFR RIDER 28 TASSP TC TX GNTS		(\$163,127)
				\$4,000	(\$159,127)
ADVISE TX					
D.1.1	ADVISE TX	30003	BU18-APPN BDGT TRNSFR FRM DEV ED TO ADVISE TX	\$15,000	
				\$15,000	
Developmental Education Progra					
D.1.2	Developmental Ed Prog	30004	BU18-APPN BDGT TRNSFR FRM DEV ED TO ADVISE TX		(\$15,000)
					(\$15,000)
Career/Technical Edu Prog-Gran					
E.1.1G	Perkins Formula-84.048	17695	Perkins Bdgt Adj W/I Strat BTWN PCAs		(\$22,555,838)
			Perkins Bdgt Adj W/I Strat BTWN PCAs	\$1,187,671	
		52003	Perkins Bdgt Adj W/I Strat BTWN PCAs	\$22,555,838	
			Perkins Bdgt Adj W/I Strat BTWN PCAs		(\$1,187,671)
			BU16-ADJ PERKINS BDGT DUE TO ORIG & AMND 1 NOGA'S	\$5,090,175	
	Perkins Leadership-84.048	17705	BU16-ADJ PERKINS BDGT DUE TO ORIG & AMND 1 NOGA'S		(\$2,061,712)
				\$3,028,463	
Teach for Texas Loan Repayment					
E.1.2	Teach for Texas Loan Repayment	13599	BU 02-INCRS BDGT FOR TEACH FOR TEXAS LRP	\$203,781	
				\$203,781	
Other Federal Grants-Admin					
E.1.4A	Articulation Proj Admin-17.285	52004	BU10-SETUP NEW FED GRANT-TWC APPREN ARTICULATION PGM	\$14,164	
				\$14,164	
Other Federal Grants-Grants					
E.1.4G	RAND-IES C.I. 84.305H	50010	BU23-RAND IES CH-INCRS COLLD FED BDGT	\$33,540	
				\$33,540	

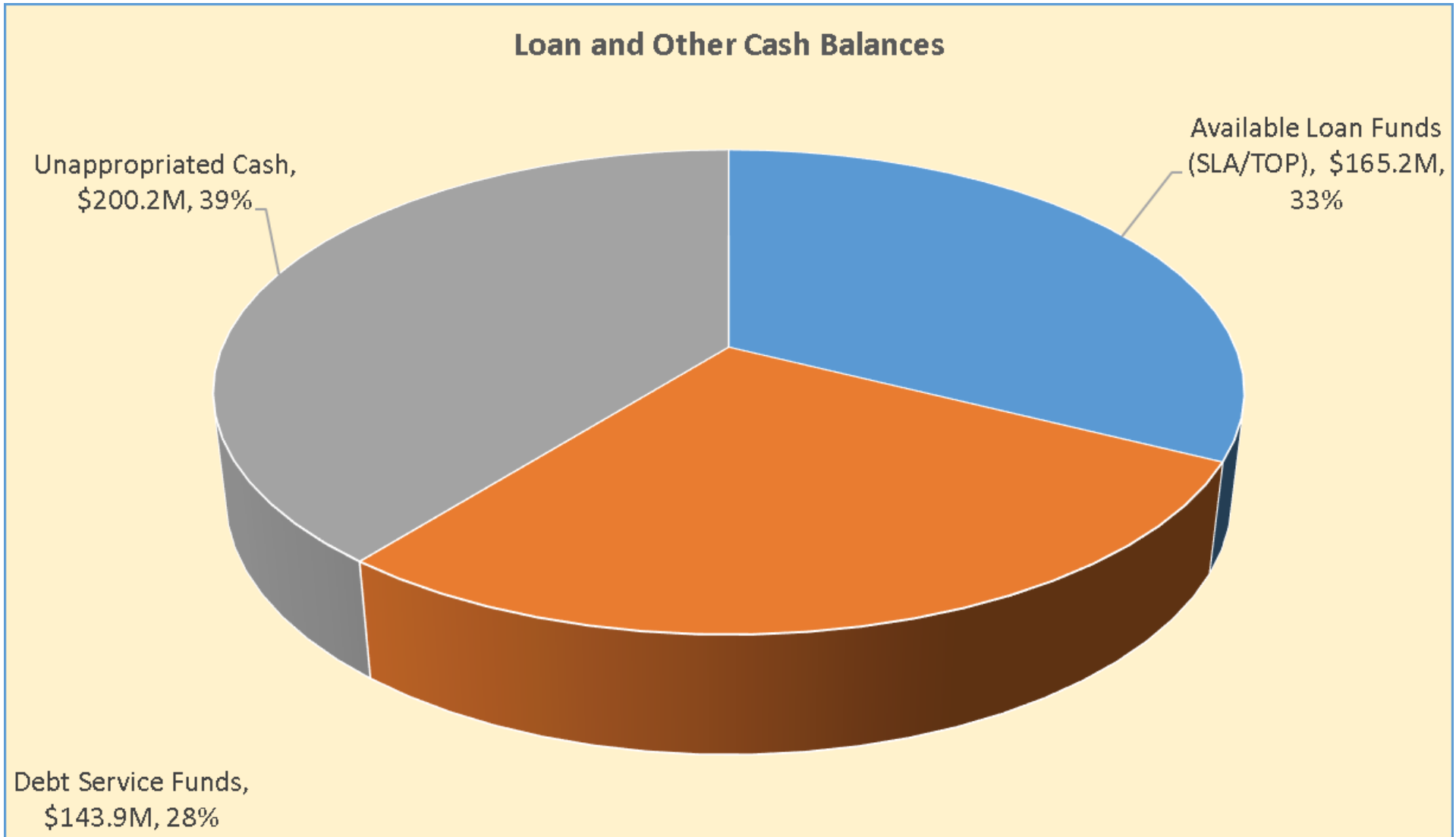
Agency Budget

Year-to-Date Budget Adjustments

As of 8/31/2018

Strategy	Budget Adjustments By Strategy	PCA Code	Transaction Description	Increase	Decrease
GME Expansion					
F.1. 3	GME Expansion SB 18	32013	BU11-GME EXP BDGT TRNSFR W/I STRAT BTWN PCAs	\$250,000	
	GME Expansion/GME PERM Fd-0179	42002	BU15-INCRS OF COLL'D BDGT_GME PERM FUND_0179	\$282,225	
	GME Planning Grants	32014	BU11-GME EXP BDGT TRNSFR W/I STRAT BTWN PCAs		(\$250,000)
				\$282,225	
ProfNurse Shortage Reduction Pgm					
F.1. 6	Prof Nurs Shrtg Reduc	34009	PRIAL REV/RSL OF #A800555M / RTN SP&F FNDS BCK TO PNSRP BU14-APPN TRNSFRS_SP&F TO CRS & NSRP TO SP&F	\$72,000	
					(\$99,952)
					(\$27,952)
Physician Ed Loan Repay Pgm					
F.1. 7	Physician LRP - Donated	21948	UB TRNSFRS FRM AY 17 TO 18 BTWN BIENNIUM UB TRNSFRS FRM AY 17 TO 18 BTWN BIENNIUM	\$251,520	
				\$83,709	
				\$335,229	
Other Loan Repayment Programs					
F.1. 9	St. David's Foundation LRP	46001	BU13-COLLCT BDGT INCR ST DAVID'S LRP BU06-INCRS COLL'D BDGT-ST DAVIDS LRP UB TRNSFRS FRM AY 17 TO 18 BTWN BIENNIUM	\$484,634	
				\$403,135	
				\$15,219	
				\$902,988	
Baylor Coll Med Perm Endow Fund					
G.1.3	Baylor COM Perm Endow ment	13069	BU01-INCRS BDGTS FOR BAYLOR'S TOBACCO PERM FDS	\$138,198	
				\$138,198	
Baylor Coll Med Perm Health Fund					
G.1.4	Baylor COM Perm Health	13070	BU01-INCRS BDGTS FOR BAYLOR'S TOBACCO PERM FDS	\$199,653	
				\$199,653	
EARNINGS - Minority Health					
H.1.1	Minority Health Research/Edu	13067	UB TRNSFRS FRM AY 17 TO 18 BTWN BIENNIUM	\$2,814,825	
				\$2,814,825	
EARNINGS - Nursing/Allied Heal					
H.1.2	Nursing & Allied Health	13068	UB TRNSFRS FRM AY 17 TO 18 BTWN BIENNIUM	\$2,284,830	
				\$2,284,830	
AUTISM Program					
I.1.2	AUTISM-BCBA TRAINING	32007	BU17-BDGT TRNSFR WI STRAT PCAs AUTISM		(\$235,667)
	AUTISM-PARENT DIR TRMT	32006	BU17-BDGT TRNSFR WI STRAT PCAs AUTISM		(\$130,995)
	AUTISM-RESEARCH, DEV, & EVAL	32008	BU17-BDGT TRNSFR WI STRAT PCAs AUTISM	\$366,662	
Total Budget Adjustments				\$10,986,094	

Cash Balance Summary Period Ending: 8/31/2018



Cash balances not related to grant programs

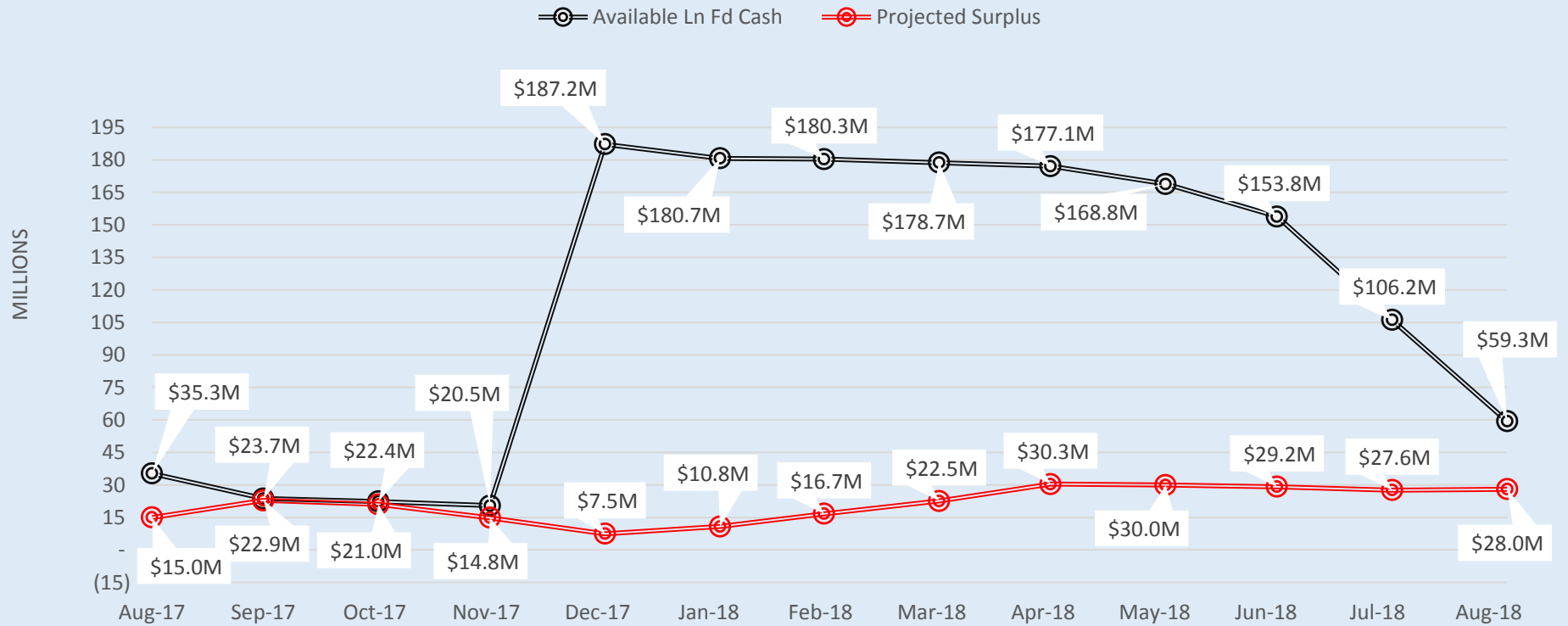
Loan Receivables Review
Period Ending: 8/31/2018

Monthly Loan Activity	Principal	Interest	Fees	TOTAL
Beginning Balances - 8/01/2018	\$ 1,445,304,589	\$ 176,224,720	\$ 21,403,537	\$ 1,642,932,846
Loan Disbursements	40,608,158	-	-	40,608,158
Loan Repayments	(8,390,131)	(4,370,424)	(134,700)	(12,895,255)
Loans Forgiven	(8,173,884)	(4,138)	-	(8,178,022)
Write off - Uncollectible	(1,613,326)	(2,945,643)	(42,928)	(4,601,897)
Capitalized Interest	5,659	(5,659)	-	-
Judgments Assessed	349,658	(344,116)	(3,901)	1,641
Interest And Fee Accruals	-	4,388,818	439,700	4,828,518
Other Loan Adjustments	104	(8,937)	-	(8,833)
Total Changes	22,786,239	(3,290,098)	258,170	19,754,311
Ending Balances - 8/31/2018	1,468,090,827	172,934,621	21,661,708	1,662,687,156

"Note: Loan balances are made up of predominantly Hinson-Hazlewood Loans. Other loan types include the B-On-Time, Texas Armed Services Scholarship, and Teach for Texas programs."

Loan Cash and Debt Review Period Ending: 8/31/2018

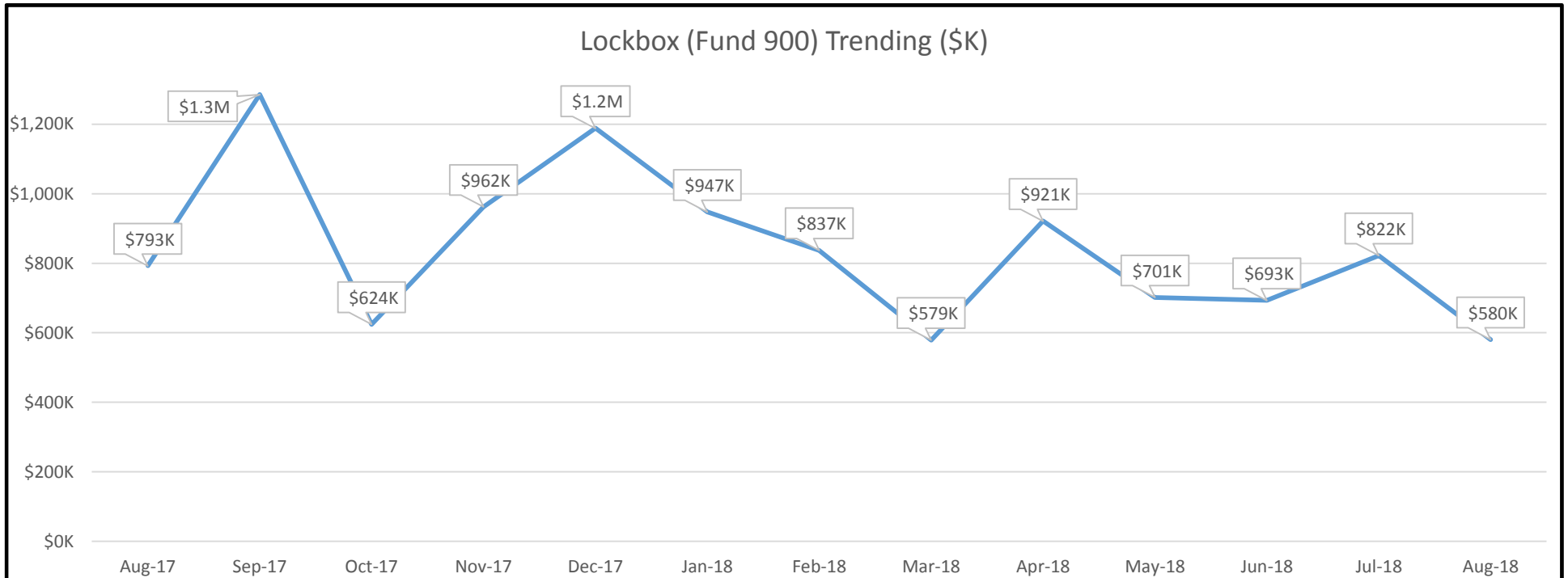
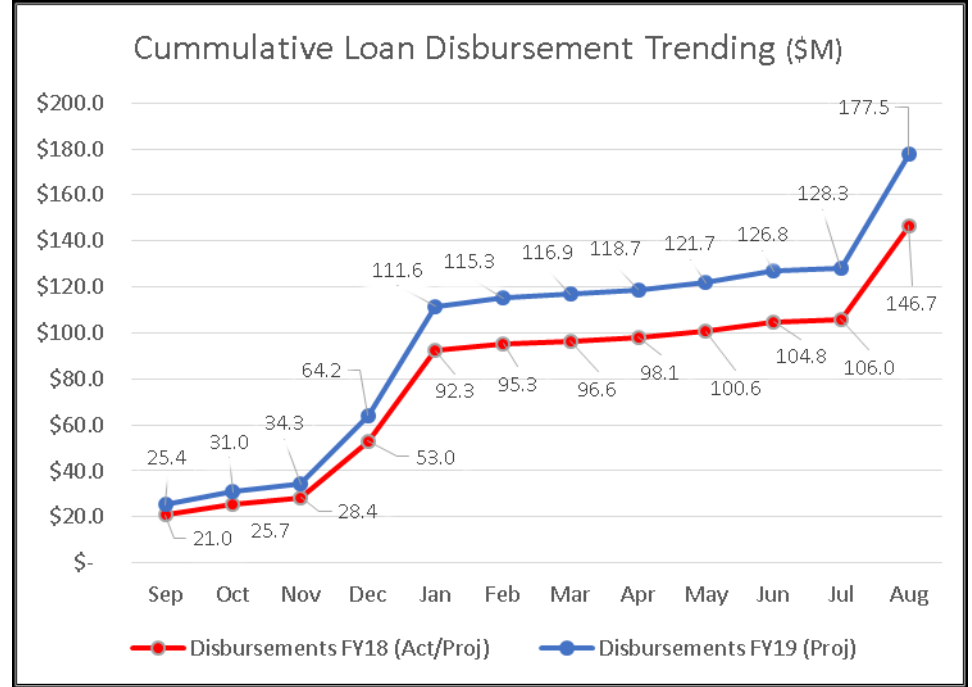
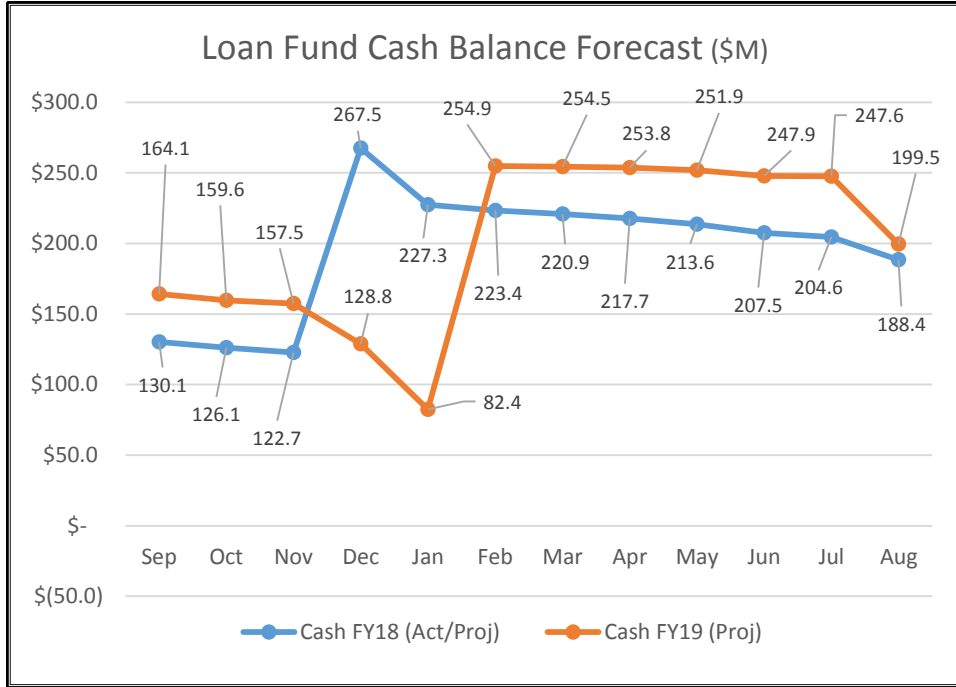
Available Cash for Future Loans and Debt Service Surplus



Loan Fund/Cash Flow		Debt Service Cash Flow	
Loan Fund Cash Balance (SLA/TOP)	\$ 165,177,388	Debt Service Fund Balance	\$ 143,863,569
Less: Indirect Admin Draws Remaining	\$ -	Add: FY18 Proj Loan Repayments	\$ 1,620,866
Less: Loan Fund Reserve	\$ (30,000,000)	Less: FY18 Pending Debt Payments	\$ -
Less: * Scheduled Loan Disbursements	\$ (75,857,858)	Fund Excess/(Deficit)	\$ 145,484,435
Available Cash for Future Loans	\$ 59,319,530	Less: FY19 Debt Service Payments	\$ (117,472,425)
		Over/(Under) Reserve Y/E 2019	\$ 28,012,010

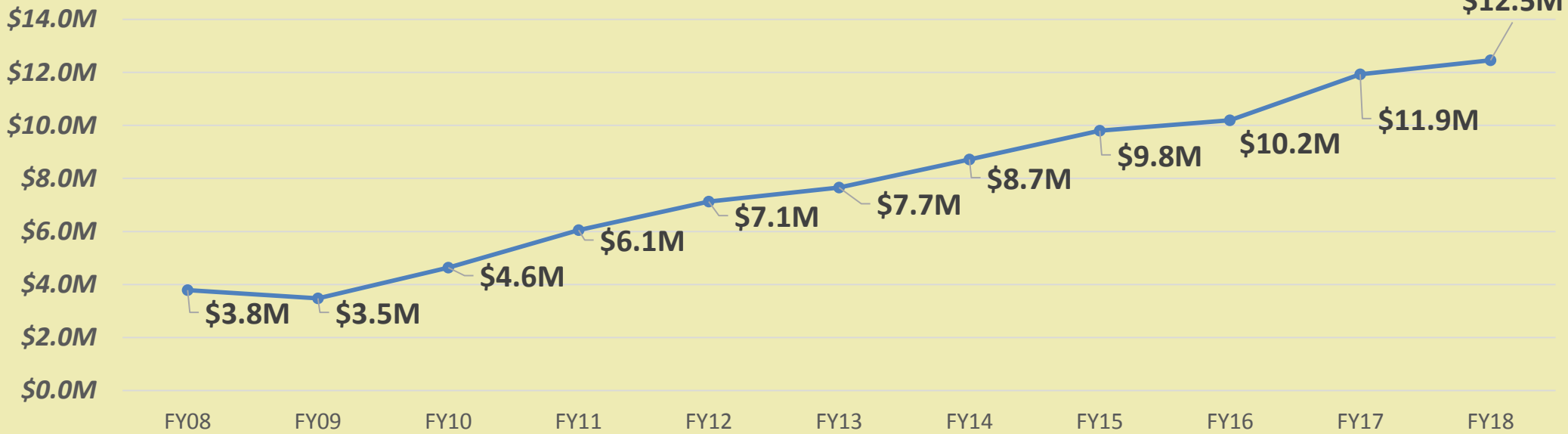
*Net unposted disbursements and certified Loans

Loan Forecasting and Trending Period Ending: 8/31/2018



Defaulted Loan Collections Report Period Ending: 8/31/2018

Annual Default Loan Collections



Average Monthly Default Loan Collections

