

Legislative Appropriations Request

For Fiscal Year 2022 and 2023

**Submitted to the
Office of the Governor, Budget Division,
and the Legislative Budget Board**

by

University of Houston

**Date of 2nd Submission
October, 2020**

Table of Contents

	<u>Page</u>
Administrator’s Statement	1
UHS/UH Organizational Chart	12
Budget Overview -Biennial Amounts.....	13
Summaries of Request	
Base Request by Strategy.....	15
Base Request by Method of Finance.....	20
Base Request by Object of Expense.....	30
Base Request Objective Outcomes.....	31
Exceptional Item Request.....	34
Total Request by Strategy.....	35
Total Request Objective Outcomes.....	39
Strategy Requests	
Instructional and Operations Support	
Operations Support.....	44
Staff Group Insurance Premiums.....	49
Workers Compensation Insurance.....	51
Texas Public Education Grants.....	53
Infrastructure Support	
Education and General Space Support.....	55
Hurricane Harvey Damages.....	57
Instructional Support Special Item Support	
College of Pharmacy.....	59
Research Non-Formula Support	
Tier 1 – Complex Systems Research Cluster.....	62
Tier 1 – Energy Research Cluster.....	65
William P. Hobby School of Public Affairs.....	68
Public Service Non-Formula Support	
Small Business Development Center.....	71
Tier 1 – Health Sciences Research Cluster.....	74
Tier 1 – Education and Community Advancement.....	77
Partnership Multicultural Success.....	80

Strategy Request (Continued)	<u>Page</u>
Institutional Support Non-Formula Support	
Institutional Enhancement.....	82
Law School and Hobby Building.....	84
CORE Research Support.....	86
College of Medicine.....	89
Tobacco-Permanent Health Fund.....	92
Program-Level Request.....	96
Rider Revisions and Additional Request.....	97
Exceptional Item Request	
Restore Non-Formula Reductions.....	99
The IDEA Lab.....	100
Sugar Land Academic Building 2.....	101
Carbon Hub.....	102
Historically Underutilized Business Supporting Schedule.....	108
Homeland Security Funding.....	110
Estimated Funds Outside the Institution’s Bill Pattern.....	115
Summary of Requests for Capital Project Financing.....	116
Supporting Schedules	
Schedule 1A Other Educational and General Income	117
Schedule 2 Selected Educational, General and Other Funds	120
Schedule 3A Staff Group Insurance Data Elements (ERS)	121
Schedule 4 Computation of OASI.....	124
Schedule 5 Calculation of Retirement Proportionality and ORP Differential.....	125
Schedule 6 Constitutional Capital Funding.....	126
Schedule 7 Personnel	127

Supporting Schedules (Continued)		<u>Page</u>
Schedule 8A	Tuition Revenue Bond Projects.....	128
Schedule 8B	Tuition Revenue Bond Issuance History.....	130
Schedule 9	Non-Formula Support	131

THIS PAGE INTENTIONALLY BLANK

Schedules Not Included

Agency Code: 730	Agency Name: University of Houston	Date: October 23, 2020
For the schedules identified below, the University of Houston either has no information to report or the schedule is not applicable. Accordingly, these schedules have been excluded from the U.H. Legislative Appropriations Request for the FY22-23 biennium		
Number	Name	
2C.1	Operating Costs Detail – Base Request	
3C	Rider Appropriations and Unexpended Balance Request	
5A - 5E	Capital Budget Project Schedules	
6B	Current Biennium One-time Expenditure Schedule	
6C	Federal Funds Supporting Schedule	
6D	Federal Funds Tracking Schedule	
6E	Estimated Revenue Collections Supporting Schedule	
6F.a - 6F.b	Advisory Committee Supporting Schedule – Part A & B	
7A - 7B	Indirect & Direct Administrative and Support Costs	
Schedule 3B	Staff Group Insurance Data Elements (UT/A&M)	
Schedule 3D	Group Insurance Data Elements (Supplemental)	
Schedule 8C	Tuition Revenue Bond Request by Project (See UHSA)	

730 University of Houston

University of Houston Overview and Goals

Founded in 1927 as a small junior college, the University of Houston (UH) has grown into a nationally competitive, Tier One university that generates more than \$195 million in annual research and enrolls over 46,000 students from almost every state and from 144 countries. Ranked among the Top 1% of universities worldwide, UH has been recognized for its academics, affordability, diversity and research. The University's number one priority is student success. UH graduates have higher than average early career salaries, and are ranked among the top five for social mobility in the United States. Nearly 40% of our undergraduates receive Pell Grants. At UH, access and excellence go hand-in-hand.

UH is the flagship of the University of Houston System and its principal doctoral degree-granting institution. UH is also the primary supplier of college-educated workers in Greater Houston, and its research activity fuels the regional/state economy. Located in Houston, the "Energy Capital of the World," UH reflects the diversity, vibrancy and international reputation of the city and state it serves. In 2017, Hurricane Harvey tested our students and the university community, but we returned to class not long after - Houston and Cougar Strong.

In the Spring of 2020, the University of Houston, like the rest of the country, was impacted by the COVID-19 pandemic. Working within a relatively short period of time, UH ceased all face-to-face instructional activities and seamlessly delivered all classes remotely for the remainder of the Spring and Summer using online and/or virtual learning platforms. UH provided emergency financial aid to students using both federal CARES Act funding as well as the Cougar Emergency Fund, a fund that is supported by more than \$1 million in private donations. In addition to meeting the needs of students, UH also stepped up to provide aid to the community in the form of COVID-19 testing at the federally qualified health clinic located on the UH campus. UH also initiated a no cost program to educate and certify contact tracers to assist the state and nation in curbing the spread of COVID-19 and continues to follow federal and state safety guidelines to create a campus environment that limits the spread of COVID-19.

Decade of Transformation

In the past twelve years, under the leadership of President Renu Khator, the University of Houston has grown in key areas of student success, research, facilities, athletics and community service. While it maintains a metropolitan focus, UH is now a highly selective, international institution, with enrollment increasing from approximately 35,000 to 46,000 students. Figure 1 shows the growth in UH enrollment from 2008 to 2020. The University continues to attract more academically competitive students. UH's median SAT score is 1224 - 169 points higher than in 2008 and its freshman graduation rate rose from 43% to 61%. In FY 2016, Phi Beta Kappa established a chapter at UH, reflecting the university's increasing academic competitiveness.

Achieving Student Success for a Diverse Population

UH is the second most diverse public research university in the United States, according to U.S. News & World Report. Achieving academic excellence for a diverse student body is central to its mission and identity. To that end, UH improved on various measures during the 2019-20 academic year:

- Total degrees awarded: 10,610
- Freshman first-year retention rate: 85%
- Freshman six-year graduation rate: 61%
- Freshman median SAT: 1224

Administrator's Statement

10/22/2020 9:40:19AM

87th Regular Session, Agency Submission, Version 1
Automated Budget and Evaluation System of Texas (ABEST)

730 University of Houston

- Course completion rate: 97%

Figure 2 shows the increase in total degrees awarded at UH from 2008 to 2020. Figure 3 shows the increase in the freshman six-year graduation rate from 2008 to 2020. UH's student population is unique among public research institutions in Texas. It is one of the very few Tier One universities the federal government has designated as a Hispanic Serving Institution. No ethnic group constitutes a majority of the student body. In Fall 2019, the student population was 32% Hispanic, 24% White, 21% Asian-American, 10% African-American, 8% International, and 5% other. Many of UH's students are first generation college attendees who come from economically disadvantaged households and work while pursuing their education.

UH has implemented innovative, effective student success programs. For example, through the UHin4 program, freshmen are guaranteed a flat tuition rate for four years as long as they earn 30 semester credit hours per year and remain in academic good standing. Since the program began in 2014, freshman participation has increased from 49% to over 72%. These students are also performing better than non-UHin4 students in key areas of performance:

	UHin4 (FTIC)	Non-UHin4 (FTIC)
% Completing 30 SCH in First Year	87%	80%
% Completing 60 SCH by End of Second Year	67%	48%
Average GPA by End of Second Year	3.1	2.9

UHin4 is transforming UH and creating a culture of success that will lead to higher graduation rates over time. In 2017, UH won the Texas Higher Education Coordinating Board's Star Award for UHin4 for helping meet the goals of 60X30TX.

Committed to National Competitiveness: Building the Powerhouse

Thanks to support from the Texas Legislature, the University of Houston reached a major milestone when it achieved Tier One status in 2011. As UH continues to progress, it aims for greater levels of excellence consistent with the Association of American Universities (AAU). Rising to these levels will occur only if UH increases external research funding and enhances its academic programs. To that end, UH achieved record highs in fiscal year 2020 on the following national competitiveness measures:

- Total research expenditures: \$195 million. Figure 4 shows the growth in research expenditures from 2008 to 2020.
- Number of scholarly citations: 144,979
- Doctorates awarded: 333
- Graduate programs ranked in the top 50 nationally: 12

UH has also achieved success in several other key areas of national competitiveness:

- UH has been identified as a Top American Research University since 2012 by the Center for Measuring University Performance;
- UH was ranked among the top 1% of institutions of higher education in 2020 by the Center for World University Rankings;
- Royalty revenue has grown from \$1 million during 2008 to \$65.7 million during 2019;

Administrator's Statement

10/22/2020 9:40:19AM

87th Regular Session, Agency Submission, Version 1
Automated Budget and Evaluation System of Texas (ABEST)

730 University of Houston

- The National Academy of Inventors ranked UH/UH System 75th in the world and 3rd in Texas for utility patents in 2019; and
- UH counts 17 members of the National Academy of Sciences or Engineering as faculty.

In order to reach new levels of excellence and meet student growth, UH also requires first-rate facilities. UH has more than 160 buildings - over 14 million square feet. We have launched a \$100 million multi-year capital renewal plan to renovate some of the university's oldest and most important academic buildings, some of which date back to the World War II era. Moreover, thanks to TRBs approved in 2015, UH opened academic buildings in Sugar Land and Katy. These sites enhance the university's ability to reach students in two of the fastest growing regions of the Houston metropolitan area. The University of Houston is grateful to the Legislature for this support.

A Great Value for Students

As UH has grown over the past ten years, we have made significant efforts to ensure college affordability and strategically invest our financial resources. These include:

- UHin4, the four-year, fixed-rate tuition plan;
- Cougar Promise, which covers tuition and fees to undergraduates with family incomes of \$65,000 or less, effective in the Fall of 2020;
- Implementing performance-based funding, through which colleges are rewarded for improvements in student success and national competitiveness;
- Increasing the endowment to \$868 million (+49% from 2007-08);
- Increasing annual giving to \$192 million (\$292%); and
- Reducing administrative costs (from 10.4% in fiscal year 2000 to 6.2% in fiscal year 2019).

UH has been nationally recognized for its affordability and return on investment for students:

- The U.S. Department of Education named UH an Affordable Four-Year School with Good Outcomes;
- Princeton Review named UH a “College that Pays You Back” and “College that Creates Futures”;
- UH graduates earn nearly \$55,000 during their early career years – much higher than the national average;
- Average student debt is lower than state and national averages;
- The Brookings Institute ranked the UH/UH System 5th nationally for social mobility and socially-beneficial research; and
- Number 7 in the Nation, CNBC’s Top Colleges That Pay Off Most in 2020.

Committed to Community Advancement: A Highly Engaged Community Partner

Among Texas universities, UH stands out as a metropolitan university whose mission is focused on advancing the community in which it is located. Houston is a national model for ethnic, socioeconomic and cultural diversity, and UH is a highly engaged community partner. Highlights of the university's efforts include:

- teachHOUSTON, which prepares undergraduates to teach in STEM fields. Nearly all graduates teach in Greater Houston, most in high-need schools;
- Third Ward Initiative, which focuses on improving the education, health, arts and economy of UH’s shared local neighborhood;
- The development, deployment and growth of the SURE program that was awarded the 2017 Community Impact Award by the Governor of Texas;
- Houston Public Media, which provides public broadcasting and radio. During Hurricane Harvey, a local network television station relocated to HPM facilities to stay on air when their studios flooded; and the
- Optometry Clinic and Speech, Language, and Hearing Clinic (a United Way partnership), which both provide indigent care.

730 University of Houston

UH 2022-23 Legislative Priorities

None of the accomplishments the University of Houston has made would have been possible without strong support from the Texas Legislature. Looking to the 87th session, UH will seek state investment necessary to continue the momentum and support that has transformed the university and the community that it serves. UH is asking that the Legislature consider the following priorities:

I. ADEQUATE AND FAIR FUNDING FOR STUDENTS

1. Stable Base Formula Funding

Formula funding is the foundation of the state's public universities. Without stable, reliable base formula funding, Texas universities will not be able to meet the needs of their students or adequately plan for growth. The statewide formula funding rate for the FY 2020-21 biennium (\$55.85) remains significantly lower than the rate for the FY 2010-11 biennium (\$62.19). While it is extremely important to close the formula funding gap, the University of Houston recognizes the impact that COVID-19 has had on the state economy. For the upcoming biennium, the University of Houston encourages the Legislature to provide funding consistent with the 2020-21 rate to prevent the gap from becoming even larger going forward.

2. Restoration of Five Percent Reductions, which includes cuts to base funding, special items, etc.

When state agencies and certain institutions of higher education were asked to reduce their 2020-21 General Revenue-related appropriations by five percent, the University of Houston presented a plan that incorporated the UH System's financial pause that was implemented when COVID-19 impacted in-person instruction to students. The University of Houston implemented reductions that impacted all of the institution's programs, including operations, research, non-formula support items, etc. These reductions were especially detrimental as they were in conjunction with revenue decreases in all other areas of operation, including auxiliary services. Although UH did receive some federal CARES Act funding, half of that went to students in the form of emergency aid, and the remainder did not fully cover the costs and lost revenue for the institution. While the University of Houston's 2020-21 appropriations were reduced by approximately \$20 million, we respectfully request restoration of the 2022-23 reduction amount of \$5.5 million as the institution has continued its mission throughout this pandemic.

3. Financial Aid/TEXAS Grants

State funding for financial aid is essential to expand access to higher education and facilitate student graduation. This is especially true at the University of Houston, where the education of many of our students is not paid for by their families. Rather, students typically work to pay for college and rely heavily on financial aid. Covid-19 has been particularly hard on those students who work full-time and part-time jobs to pay for their tuition, many of them unable to work or laid off during the pandemic shutdown. Without further investment in state supported financial aid programs, a large number of these students will be unable to attend and complete a degree in the coming years. The University of Houston encourages the Legislature to increase funding for TEXAS Grants.

4. Equity Funding for Health-Related Programs

Currently, there is considerable disparity between the funding for health-related programs (pharmacy, nursing, e.g.) that are funded through the Health Related

730 University of Houston

Institutions (HRI) formula versus those that are funded through the formula for General Academic Institutions (GAIs). Pharmacy programs at the general academic institutions (including the University of Houston, University of Texas at Austin, and Texas Southern University) receive significantly less funding on a per student basis for delivering the same curriculum.

To achieve equity, the University of Houston encourages the Legislature to maintain funding for UH's pharmacy non-formula support item and to increase funding for nursing programs at GAIs.

5. Hazlewood Exemptions

UH is committed to supporting veterans and their families by expanding opportunities for them to earn a college degree. To that end, UH funded \$10.2 million Hazlewood exemptions in FY 2019 - 3% more than the prior year and 299% more than FY 2010. Simply put, Hazlewood costs are unsustainable. Absent full state coverage, funding for these exemptions must be attained through other resources, including tuition paid by other students. As the Comptroller of Public Accounts noted in August 2016, public colleges and universities are losing tuition revenue due to the exemption, and as a result "students without Hazlewood benefits are subsidizing those who have them." UH recommends that the state appropriate resources to cover all Hazlewood exemptions or modify the exemption.

6. Small Business Development Centers

Small Business Development Centers (SBDCs) are important engines for economic development and in recent years, economic recovery. The University of Houston SBDC has played a vital role in helping Houston recover after Hurricane Harvey and now during the covid-19 pandemic, helping to support small and medium sized businesses across our region during these extremely difficult moments in history. A recent independent impact study reported that the UH SBDC contributed to the creation of approximately 5,000 new jobs, \$300 million in sales, and \$38.5 million in tax revenue. The University of Houston encourages the Legislature to continue its support for SBDCs, especially since they generate tax revenue and are essentially "cost neutral." In addition, UH recommends its SBDC be placed into a new, separate goal within the UH budget structure. This would recognize the fact they are distinct from other items appropriated to the institution.

II. BEYOND TIER ONE**1. College of Medicine**

UH admitted its first students to the College of Medicine (COM) in July 2020 and has already begun to achieve its goal of educating a diverse group of graduates with a deep understanding of the social determinants of health and a commitment to providing compassionate, high-value care to underserved populations. UH COM's first class of thirty students is, like the University of Houston as a whole, a minority majority population, with a 36% Hispanic population, 33% African American population, 16% Caucasian, and 13% Asian. 36% of the first class comes from Rural areas and 53% of the class are first generation college students. All thirty students are Texas residents, which is a strong determinant of the students practicing in the state after graduation.

The College of Medicine is focused on preparing primary care doctors to practice in underserved urban and rural communities and building on interdisciplinary health research already underway at the university. This is a fundamental need for Houston and Texas. Although Houston is home to the Texas Medical Center and it has grown by four million people since the last medical school was established in 1972, Texas ranks 47th out of 50 states in primary care physicians per resident. To keep up with population growth, Texas will need more than 6,000 new primary care physicians by 2030. The College of Medicine will help meet this workforce need, especially for groups and areas that need greater attention. For example, the college will educate and graduate more under-represented minorities, so physicians better reflect the

730 University of Houston

communities they serve. After it is fully established, the anticipated enrollment is 480 students and 130 faculty and support staff.

UH has already laid the groundwork for this endeavor:

- Along with UH's hospital partner, HCA Healthcare, the COM will add nearly 400 new resident positions by 2024. This will address the state's need for more residency slots so graduates stay in Texas to practice.
- UH has a facility in place for start-up administration and student instruction as well as a funding plan for a new building.
- UH has business and operating plans for the first ten years.
- Philanthropic support for the tuition for the first cohort of COM students.

During this critical time as the College of Medicine is increasing its enrollment, UH respectfully requests state support in the form of Health Related Institution formula funding, as well as continued non-formula support funding, which is vital for the UH COM to continue to grow to educate the future primary care doctors to meet the needs of the underserved residents of Texas.

2. Carbon Hub Funding

The greatest challenge for the continuing growth of our economy is to produce and deliver energy that is 1) sustainable, 2) accessible, reliable and secure, and 3) affordable. Solving this "Grand Challenge" in a progressive manner requires a national effort. An integral and leading element of this bold transformation is groundbreaking Carbon Management. It requires a public-private partnership of government, academia along with industry, especially the energy industry, to achieve impactful change. Such a partnership is a critical enabler and we must deliver unprecedented developments in fundamental science, applied technology, integrated deployment and commercialization, in conjunction with business, regulatory and public policy advances. The Carbon Hub is a public-private partnership advancing the sustainable, affordable and reliable energy during and beyond the energy transition. The hub will underpin a total systems approach to provide world leading transformative workforce, technological and policy solutions to solve the energy trilemma. Key capabilities will address carbon management at-scale for the entire energy marketplace across the breadth of upgrading existing facilities, deploying new projects at pilot and commercial scale, and the support of fundamental and transformative early stage research over multi-generations. A Carbon Hub working in collaboration with the energy industry could realize over 100,000 new advanced technology jobs and economic activity of over \$5 Billion in the State of Texas by 2030. The University of Houston is seeking state support for the Carbon Hub.

3. State Funding for Research Programs

Combined, the Core Research Support Fund, the Texas Research Incentive Program (TRIP), the National Research University Fund, and the Governor's University Research Initiative constitute an innovative and powerful tool for enhancing and developing more nationally- competitive Tier One research universities. They are of critical importance to the continued growth of Texas' economy and advancement in significant areas of research and industry. They are also the primary resources through which UH and other universities not supported by the Permanent University Fund pursue their national competitiveness and Tier One goals. The University of Houston recommends preserving the appropriations to each of the research funds and funding the backlog of TRIP program donations.

4. Tuition Revenue Bonds

The University of Houston is seeking state support for a signature building of approximately 180,000 square feet to house a number of innovation and entrepreneurial

Administrator's Statement

10/22/2020 9:40:19AM

87th Regular Session, Agency Submission, Version 1
Automated Budget and Evaluation System of Texas (ABEST)

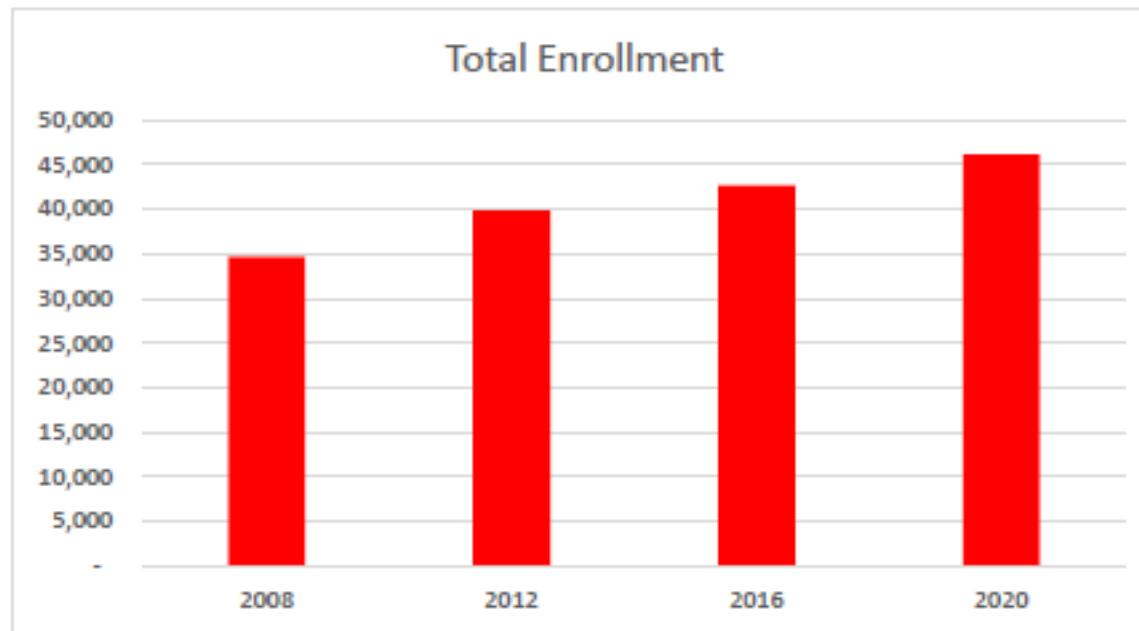
730 University of Houston

related programs and provide a physical infrastructure to support multiple campus-wide activities.

We also respectfully request state support for the University of Houston at Sugar Land. This project is part of a strategic goal of reaching 10,000 students at UH at Sugar Land. The project is a 150,000 square foot building that would provide additional classrooms, laboratories, infrastructure, and worker space to accommodate moving the College of Technology to this location, as well as expanding programs from the Bauer College of Business, the College of Nursing, and the College of Education.

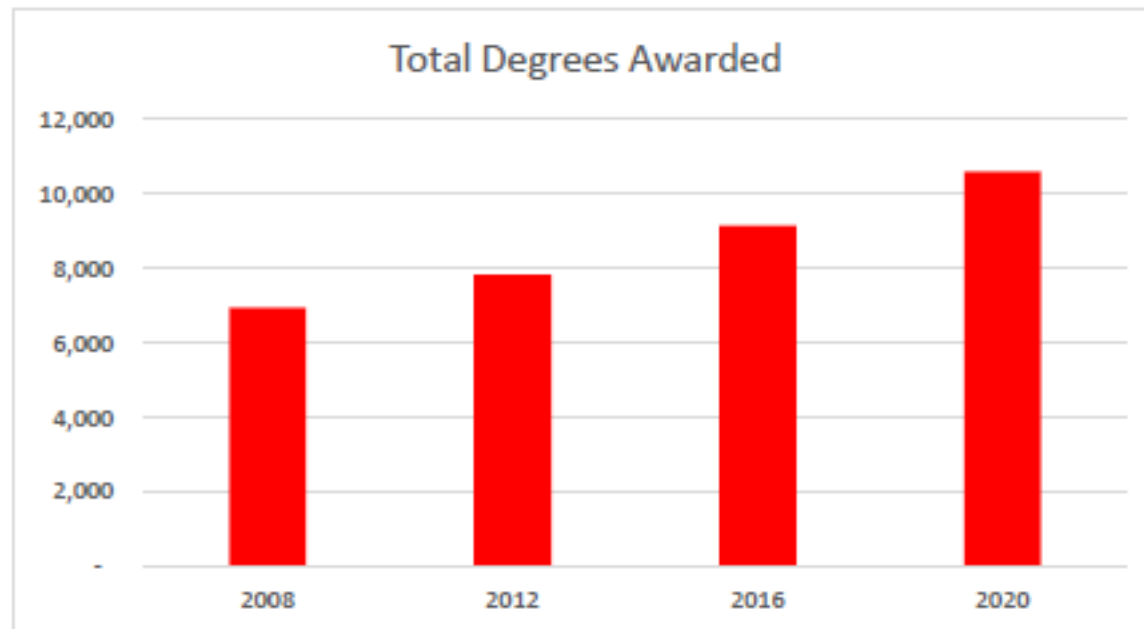
	2008	2012	2016	2020
Total Enrollment	34,663	39,820	42,704	46,148

FIGURE 1



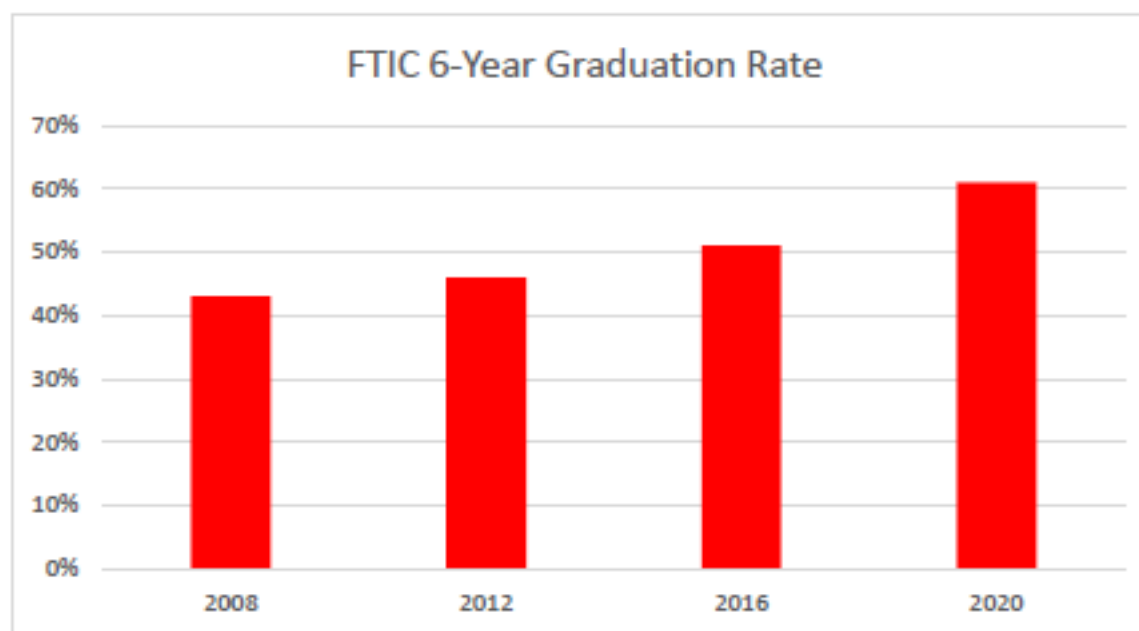
	2008	2012	2016	2020
Total Degrees Awarded	6,961	7,840	9,160	10,610

FIGURE 2



	2008	2012	2016	2020
FTIC 6-Year Graduation Rate	43%	46%	51%	61%

FIGURE 3

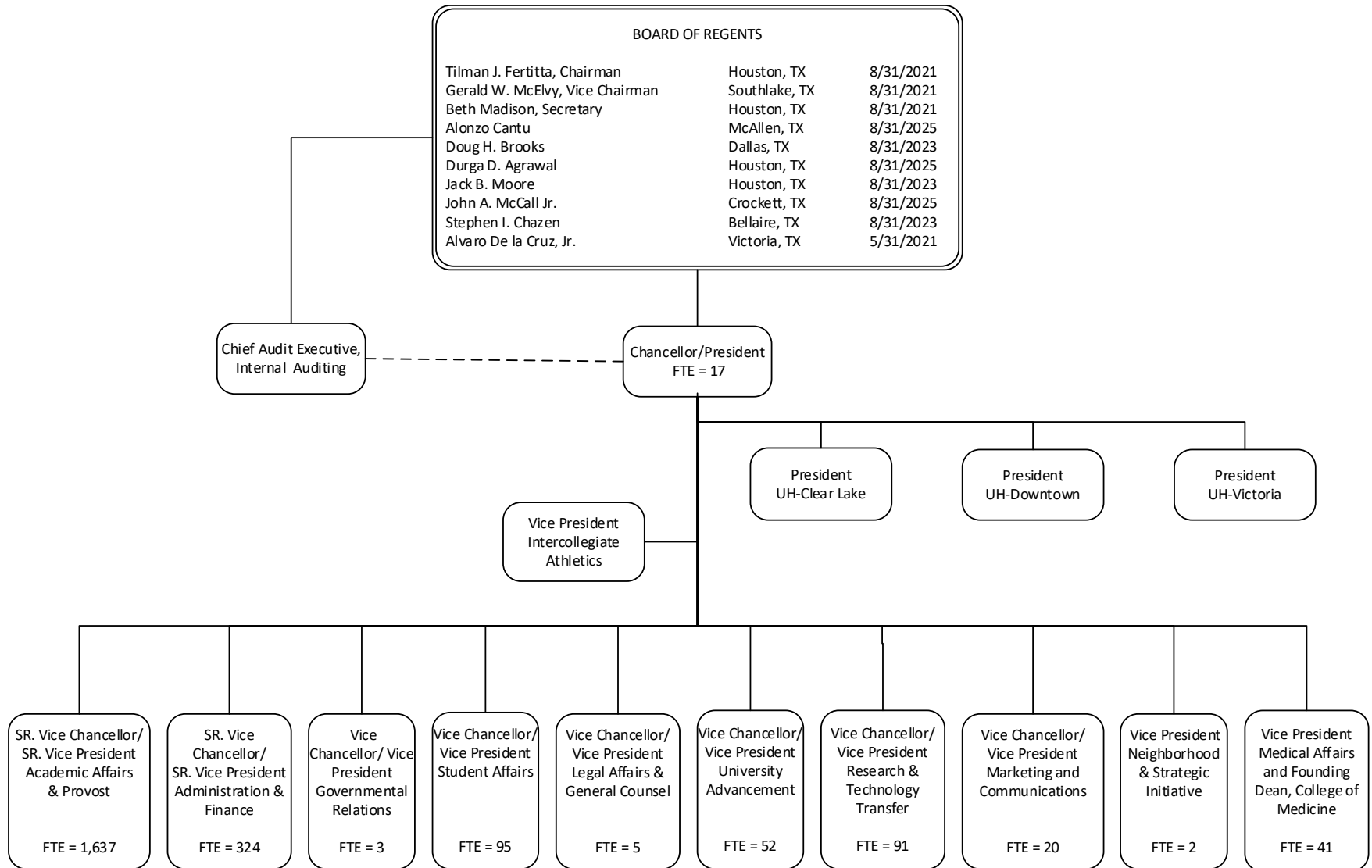


	2008	2012	2016	2020
Total Research Expenditures	\$ 73,542,000	\$ 113,709,000	\$ 150,628,000	\$ 195,051,738

FIGURE 4



University of Houston System/University of Houston



FTE budgeted in FY2021 from Appropriated Funds; UH= 2,275 FTE, UHSA= 12 FTE, TOTAL= 2,287 FTE

Budget Overview - Biennial Amounts
87th Regular Session, Agency Submission, Version 1
Automated Budget and Evaluation System of Texas (ABEST)

730 University of Houston											
Appropriation Years: 2022-23											
	GENERAL REVENUE FUNDS		GR DEDICATED		FEDERAL FUNDS		OTHER FUNDS		ALL FUNDS		EXCEPTIONAL ITEM FUNDS
	2020-21	2022-23	2020-21	2022-23	2020-21	2022-23	2020-21	2022-23	2020-21	2022-23	2022-23
Goal: 1. Provide Instructional and Operations Support											
1.1.1. Operations Support	262,510,217		119,651,526				20,875,399		403,037,142		
1.1.3. Staff Group Insurance Premiums			26,622,512	27,600,000					26,622,512	27,600,000	
1.1.4. Workers' Compensation Insurance	668,715	685,862	97,614						766,329	685,862	
1.1.6. Texas Public Education Grants			16,358,551	15,925,178					16,358,551	15,925,178	
Total, Goal	263,178,932	685,862	162,730,203	43,525,178			20,875,399		446,784,534	44,211,040	
Goal: 2. Provide Infrastructure Support											
2.1.1. E&G Space Support	24,468,569								24,468,569		
2.1.3. Hurricane Harvey Damages							3,440,437		3,440,437		
Total, Goal	24,468,569						3,440,437		27,909,006		
Goal: 3. Provide Non-formula Support											
3.1.1. College Of Pharmacy	6,688,511	9,000,000							6,688,511	9,000,000	
3.2.1. Complex Systems Research Cluster	736,812	899,326							736,812	899,326	
3.2.2. Energy Research Cluster	3,830,918	4,649,784							3,830,918	4,649,784	
3.2.3. Hobby School Of Public Affairs	2,476,683	2,580,678							2,476,683	2,580,678	
3.3.1. Small Business Development	4,055,596	4,443,408							4,055,596	4,443,408	
3.3.2. Health Sciences Research Cluster	3,011,287	2,890,228							3,011,287	2,890,228	
3.3.3. Education & Community Advancement	1,359,236	1,500,844							1,359,236	1,500,844	
3.3.4. Multicultural Success	1,382,874	2,500,000							1,382,874	2,500,000	
3.4.1. Institutional Enhancement		15,458,590					12,019	6,698	12,019	15,465,288	
3.4.2. Law School And Hobby Building	30,077,681	39,513,206							30,077,681	39,513,206	
3.5.1. Exceptional Item Request											64,582,373
Total, Goal	53,619,598	83,436,064					12,019	6,698	53,631,617	83,442,762	64,582,373
Goal: 5. Research Funds											
5.3.1. Core Research Support	20,010,590								20,010,590		
Total, Goal	20,010,590								20,010,590		
Goal: 8. Provide Non-formula Support for Medical School											
8.1.1. College Of Medicine	18,951,666	20,000,000							18,951,666	20,000,000	
Total, Goal	18,951,666	20,000,000							18,951,666	20,000,000	

Budget Overview - Biennial Amounts
87th Regular Session, Agency Submission, Version 1
Automated Budget and Evaluation System of Texas (ABEST)

730 University of Houston
Appropriation Years: 2022-23

Appropriation Years: 2022-23												
		GENERAL REVENUE FUNDS		GR DEDICATED		FEDERAL FUNDS		OTHER FUNDS		ALL FUNDS		EXCEPTIONAL ITEM FUNDS
		2020-21	2022-23	2020-21	2022-23	2020-21	2022-23	2020-21	2022-23	2020-21	2022-23	2022-23
Goal: 10. Tobacco Funds												
10.1.1. Tobacco-Permanent Health Fund								2,089,847	2,200,000	2,089,847	2,200,000	
Total, Goal								2,089,847	2,200,000	2,089,847	2,200,000	
Total, Agency		380,229,355	104,121,926	162,730,203	43,525,178			26,417,702	2,206,698	569,377,260	149,853,802	64,582,373
Total FTEs										2,275.3	2,275.3	6.0

2.A. Summary of Base Request by Strategy

10/22/2020 9:40:23AM

87th Regular Session, Agency Submission, Version 1

Automated Budget and Evaluation System of Texas (ABEST)

730 University of Houston

Goal / Objective / STRATEGY	Exp 2019	Est 2020	Bud 2021	Req 2022	Req 2023
1 Provide Instructional and Operations Support					
1 <i>Provide Instructional and Operations Support</i>					
1 OPERATIONS SUPPORT (1)	175,823,058	188,451,685	214,585,457	0	0
3 STAFF GROUP INSURANCE PREMIUMS	11,558,806	12,822,512	13,800,000	13,800,000	13,800,000
4 WORKERS' COMPENSATION INSURANCE	374,045	440,545	325,784	342,931	342,931
6 TEXAS PUBLIC EDUCATION GRANTS	8,182,565	8,395,962	7,962,589	7,962,589	7,962,589
TOTAL, GOAL 1	\$195,938,474	\$210,110,704	\$236,673,830	\$22,105,520	\$22,105,520
2 Provide Infrastructure Support					
1 <i>Provide Operation and Maintenance of E&G Space</i>					
1 E&G SPACE SUPPORT (1)	13,038,317	11,689,734	12,778,835	0	0
3 HURRICANE HARVEY DAMAGES	0	3,252,818	187,619	0	0
TOTAL, GOAL 2	\$13,038,317	\$14,942,552	\$12,966,454	\$0	\$0

(1) - Formula funded strategies are not requested in 2022-23 because amounts are not determined by institutions.

2.A. Summary of Base Request by Strategy

10/22/2020 9:40:23AM

87th Regular Session, Agency Submission, Version 1

Automated Budget and Evaluation System of Texas (ABEST)

730 University of Houston

Goal / Objective / STRATEGY	Exp 2019	Est 2020	Bud 2021	Req 2022	Req 2023
3 Provide Non-formula Support					
1 <i>Instructional Support</i>					
1 COLLEGE OF PHARMACY	5,076,965	2,413,511	4,275,000	4,500,000	4,500,000
2 <i>Research</i>					
1 COMPLEX SYSTEMS RESEARCH CLUSTER	405,239	309,632	427,180	449,663	449,663
2 ENERGY RESEARCH CLUSTER	1,921,059	1,622,271	2,208,647	2,324,892	2,324,892
3 HOBBY SCHOOL OF PUBLIC AFFAIRS	1,867,350	1,250,861	1,225,822	1,290,339	1,290,339
3 <i>Public Service</i>					
1 SMALL BUSINESS DEVELOPMENT	2,187,075	1,944,977	2,110,619	2,221,704	2,221,704
2 HEALTH SCIENCES RESEARCH CLUSTER	1,915,089	1,638,429	1,372,858	1,445,114	1,445,114
3 EDUCATION & COMMUNITY ADVANCEMENT	956,987	646,335	712,901	750,422	750,422
4 MULTICULTURAL SUCCESS	0	195,374	1,187,500	1,250,000	1,250,000
4 <i>Institutional Support</i>					

2.A. Summary of Base Request by Strategy

10/22/2020 9:40:23AM

87th Regular Session, Agency Submission, Version 1

Automated Budget and Evaluation System of Texas (ABEST)

730 University of Houston

Goal / Objective / STRATEGY	Exp 2019	Est 2020	Bud 2021	Req 2022	Req 2023
1 INSTITUTIONAL ENHANCEMENT	18,086	5,854	6,165	7,732,644	7,732,644
2 LAW SCHOOL AND HOBBY BUILDING	0	8,702,681	21,375,000	19,756,603	19,756,603
5 <i>Exceptional Item Request</i>					
1 EXCEPTIONAL ITEM REQUEST	0	0	0	0	0
TOTAL, GOAL 3	\$14,347,850	\$18,729,925	\$34,901,692	\$41,721,381	\$41,721,381
5 Research Funds					
3 <i>Core Research Support</i>					
1 CORE RESEARCH SUPPORT	10,674,462	9,105,269	10,905,321	0	0
TOTAL, GOAL 5	\$10,674,462	\$9,105,269	\$10,905,321	\$0	\$0
8 Provide Non-formula Support for Medical School					
1 <i>Provide Instructional and Operations Support for Medical School</i>					
1 COLLEGE OF MEDICINE	0	9,451,666	9,500,000	10,000,000	10,000,000

2.A. Summary of Base Request by Strategy

10/22/2020 9:40:23AM

87th Regular Session, Agency Submission, Version 1

Automated Budget and Evaluation System of Texas (ABEST)

730 University of Houston

Goal / Objective / STRATEGY		Exp 2019	Est 2020	Bud 2021	Req 2022	Req 2023
TOTAL, GOAL	8	\$0	\$9,451,666	\$9,500,000	\$10,000,000	\$10,000,000
10 Tobacco Funds						
1 Tobacco Earnings for Research						
1 TOBACCO-PERMANENT HEALTH FUND		0	1,020,014	1,069,833	1,100,000	1,100,000
TOTAL, GOAL	10	\$0	\$1,020,014	\$1,069,833	\$1,100,000	\$1,100,000
TOTAL, AGENCY STRATEGY REQUEST		\$233,999,103	\$263,360,130	\$306,017,130	\$74,926,901	\$74,926,901
TOTAL, AGENCY RIDER APPROPRIATIONS REQUEST*					\$0	\$0
GRAND TOTAL, AGENCY REQUEST		\$233,999,103	\$263,360,130	\$306,017,130	\$74,926,901	\$74,926,901

2.A. Summary of Base Request by Strategy

10/22/2020 9:40:23AM

87th Regular Session, Agency Submission, Version 1

Automated Budget and Evaluation System of Texas (ABEST)

730 University of Houston

Goal / Objective / STRATEGY	Exp 2019	Est 2020	Bud 2021	Req 2022	Req 2023
<u>METHOD OF FINANCING:</u>					
General Revenue Funds:					
1 General Revenue Fund	160,308,475	172,360,741	207,868,614	52,060,963	52,060,963
SUBTOTAL	\$160,308,475	\$172,360,741	\$207,868,614	\$52,060,963	\$52,060,963
General Revenue Dedicated Funds:					
704 Est Bd Authorized Tuition Inc	11,340,808	11,133,429	14,409,126	0	0
770 Est. Other Educational & General	62,331,734	68,813,139	68,374,509	21,762,589	21,762,589
SUBTOTAL	\$73,672,542	\$79,946,568	\$82,783,635	\$21,762,589	\$21,762,589
Other Funds:					
599 Economic Stabilization Fund	0	6,000,000	14,288,883	0	0
777 Interagency Contracts	0	4,000,000	0	0	0
802 Lic Plate Trust Fund No. 0802, est	18,086	5,854	6,165	3,349	3,349
810 Perm Health Fund Higher Ed, est	0	1,046,967	1,069,833	1,100,000	1,100,000
SUBTOTAL	\$18,086	\$11,052,821	\$15,364,881	\$1,103,349	\$1,103,349
TOTAL, METHOD OF FINANCING	\$233,999,103	\$263,360,130	\$306,017,130	\$74,926,901	\$74,926,901

*Rider appropriations for the historical years are included in the strategy amounts.

2.B. Summary of Base Request by Method of Finance

10/22/2020 9:40:24AM

87th Regular Session, Agency Submission, Version 1

Automated Budget and Evaluation System of Texas (ABEST)

Agency code:	730	Agency name:	University of Houston			
METHOD OF FINANCING		Exp 2019	Est 2020	Bud 2021	Req 2022	Req 2023
<u>GENERAL REVENUE</u>						
<u>1</u>	General Revenue Fund					
	<i>REGULAR APPROPRIATIONS</i>					
	Regular Appropriations from MOF Table (2018-19 GAA)					
		\$160,050,973	\$0	\$0	\$0	\$0
	Regular Appropriations from MOF Table (2020-21 GAA)					
		\$0	\$176,750,099	\$176,618,417	\$0	\$0
	Regular Appropriation					
		\$0	\$0	\$0	\$52,060,963	\$52,060,963
	<i>RIDER APPROPRIATION</i>					
	86th Leg., Art. IX, P. 108, Contingency and Other Provisions, Sec. 18.96					
		\$0	\$45,000,000	\$0	\$0	\$0
	<i>LAPSED APPROPRIATIONS</i>					
	5% GR Reduction E&G Fd 1- 86th R.S., Item Reductions 2020					
		\$0	\$(9,959,213)	\$0	\$0	\$0
	5% GR Reduction E&G Fd 1- 86th R.S., Item Reductions 2021					

2.B. Summary of Base Request by Method of Finance

10/22/2020 9:40:24AM

87th Regular Session, Agency Submission, Version 1

Automated Budget and Evaluation System of Texas (ABEST)

Agency code: 730	Agency name: University of Houston				
METHOD OF FINANCING	Exp 2019	Est 2020	Bud 2021	Req 2022	Req 2023
<u>GENERAL REVENUE</u>					
	\$0	\$0	\$(8,260,249)	\$0	\$0
5% GR Reduction Core Research Support- 86th R.S., Item Reductions 2021					
	\$0	\$0	\$(573,964)	\$0	\$0
5% GR Reduction Law Center Building- 86th R.S., Item Reductions 2021					
	\$0	\$0	\$(1,125,000)	\$0	\$0
<i>UNEXPENDED BALANCES AUTHORITY</i>					
84th Leg., HB 1000, 2015					
	\$2,036,767	\$0	\$0	\$0	\$0
84th Leg., HB 1000, 2015					
	\$(1,779,265)	\$0	\$0	\$0	\$0
84th Leg., HB 1000, 2015					
	\$0	\$1,779,265	\$0	\$0	\$0
84th Leg., HB 1000, 2015					
	\$0	\$(4,689,054)	\$0	\$0	\$0

2.B. Summary of Base Request by Method of Finance

10/22/2020 9:40:24AM

87th Regular Session, Agency Submission, Version 1

Automated Budget and Evaluation System of Texas (ABEST)

Agency code: 730		Agency name: University of Houston				
METHOD OF FINANCING		Exp 2019	Est 2020	Bud 2021	Req 2022	Req 2023
<u>GENERAL REVENUE</u>						
84th Leg., HB 1000, 2015		\$0	\$0	\$4,689,054	\$0	\$0
86th Leg., Art. IX, P. 108, Contingency and Other Provisions, Sec. 18.96		\$0	\$(36,520,356)	\$0	\$0	\$0
86th Leg., Art. IX, P. 108, Contingency and Other Provisions, Sec. 18.96		\$0	\$0	\$36,520,356	\$0	\$0
TOTAL,	General Revenue Fund	\$160,308,475	\$172,360,741	\$207,868,614	\$52,060,963	\$52,060,963
TOTAL, ALL	GENERAL REVENUE	\$160,308,475	\$172,360,741	\$207,868,614	\$52,060,963	\$52,060,963

GENERAL REVENUE FUND - DEDICATED

704 GR Dedicated - Estimated Board Authorized Tuition Increases Account No. 704

REGULAR APPROPRIATIONS

Regular Appropriations from MOF Table (2018-19 GAA)

\$13,904,558	\$0	\$0	\$0	\$0
--------------	-----	-----	-----	-----

2.B. Summary of Base Request by Method of Finance

10/22/2020 9:40:24AM

87th Regular Session, Agency Submission, Version 1

Automated Budget and Evaluation System of Texas (ABEST)

Agency code:	730	Agency name:	University of Houston			
METHOD OF FINANCING		Exp 2019	Est 2020	Bud 2021	Req 2022	Req 2023
<u>GENERAL REVENUE FUND - DEDICATED</u>						
	Regular Appropriations from MOF Table (2020-21 GAA)	\$0	\$14,409,126	\$14,409,126	\$0	\$0
	<i>BASE ADJUSTMENT</i>					
	Revised Receipts	\$(2,563,750)	\$(3,275,697)	\$0	\$0	\$0
TOTAL,	GR Dedicated - Estimated Board Authorized Tuition Increases Account No. 704	\$11,340,808	\$11,133,429	\$14,409,126	\$0	\$0
<u>770</u>	GR Dedicated - Estimated Other Educational and General Income Account No. 770					
	<i>REGULAR APPROPRIATIONS</i>					
	Regular Appropriations from MOF Table (2018-19 GAA)	\$69,656,201	\$0	\$0	\$0	\$0
	Regular Appropriations from MOF Table (2020-21 GAA)	\$0	\$68,220,214	\$68,374,509	\$0	\$0
	Regular Appropriation	\$0	\$0	\$0	\$21,762,589	\$21,762,589
	<i>BASE ADJUSTMENT</i>					

2.B. Summary of Base Request by Method of Finance
87th Regular Session, Agency Submission, Version 1
Automated Budget and Evaluation System of Texas (ABEST)

10/22/2020 9:40:24AM

Agency code: 730		Agency name: University of Houston				
METHOD OF FINANCING		Exp 2019	Est 2020	Bud 2021	Req 2022	Req 2023
<u>GENERAL REVENUE FUND - DEDICATED</u>						
	Revised Receipts					
		\$(12,338,279)	\$(9,575,070)	\$0	\$0	\$0
	Adjustment to Expended					
		\$5,013,812	\$10,167,995	\$0	\$0	\$0
TOTAL,	GR Dedicated - Estimated Other Educational and General Income Account No. 770					
		\$62,331,734	\$68,813,139	\$68,374,509	\$21,762,589	\$21,762,589
TOTAL GENERAL REVENUE FUND - DEDICATED - 704, 708 & 770						
		\$73,672,542	\$79,946,568	\$82,783,635	\$21,762,589	\$21,762,589
TOTAL, ALL	GENERAL REVENUE FUND - DEDICATED					
		\$73,672,542	\$79,946,568	\$82,783,635	\$21,762,589	\$21,762,589
TOTAL,	GR & GR-DEDICATED FUNDS					
		\$233,981,017	\$252,307,309	\$290,652,249	\$73,823,552	\$73,823,552
<u>OTHER FUNDS</u>						
<u>599</u>	Economic Stabilization Fund					
	SUPPLEMENTAL, SPECIAL OR EMERGENCY APPROPRIATIONS					
	86th Leg., SB 500, P. 20, Sec. 36					
		\$20,288,883	\$0	\$0	\$0	\$0
	Comments: Supplemental bill funding for expenses related to Hurricane Harvey.					

2.B. Summary of Base Request by Method of Finance

10/22/2020 9:40:24AM

87th Regular Session, Agency Submission, Version 1

Automated Budget and Evaluation System of Texas (ABEST)

Agency code: 730		Agency name: University of Houston				
METHOD OF FINANCING		Exp 2019	Est 2020	Bud 2021	Req 2022	Req 2023
<u>OTHER FUNDS</u>						
<i>UNEXPENDED BALANCES AUTHORITY</i>						
86th Leg., SB 500, P. 20, Sec. 36		\$(20,288,883)	\$0	\$0	\$0	\$0
86th Leg., SB 500, P. 20, Sec. 36		\$0	\$20,288,883	\$0	\$0	\$0
86th Leg., SB 500, P. 20, Sec. 36		\$0	\$(14,288,883)	\$0	\$0	\$0
86th Leg., SB 500, P. 20, Sec. 36		\$0	\$0	\$14,288,883	\$0	\$0
TOTAL,	Economic Stabilization Fund	\$0	\$6,000,000	\$14,288,883	\$0	\$0
 <u>777</u> Interagency Contracts						
<i>RIDER APPROPRIATION</i>						
86th Leg., Art. VI, P. 15, A.1.1. Strategy: Air Quality Assessment and Planning (TCEQ's GAA strategy)		\$0	\$4,000,000	\$0	\$0	\$0

2.B. Summary of Base Request by Method of Finance

10/22/2020 9:40:24AM

87th Regular Session, Agency Submission, Version 1

Automated Budget and Evaluation System of Texas (ABEST)

Agency code: 730		Agency name: University of Houston				
METHOD OF FINANCING		Exp 2019	Est 2020	Bud 2021	Req 2022	Req 2023
<u>OTHER FUNDS</u>						
TOTAL,	Interagency Contracts	\$0	\$4,000,000	\$0	\$0	\$0
<u>802</u>	License Plate Trust Fund Account No. 0802, estimated					
	<i>REGULAR APPROPRIATIONS</i>					
	Regular Appropriations from MOF Table (2018-19 GAA)	\$3,349	\$0	\$0	\$0	\$0
	Regular Appropriations from MOF Table (2020-21 GAA)	\$0	\$3,349	\$3,349	\$0	\$0
	Regular Appropriation	\$0	\$0	\$0	\$3,349	\$3,349
	<i>TRANSFERS</i>					
	85th Leg., Art. III, P. 254, Special Provisions Relating Only To State Agencies of Higher Education, Sec. 4	\$17,691	\$0	\$0	\$0	\$0
	86th Leg., Art. III, P. 258, Special Provisions Relating Only To State Agencies of Higher Education, Sec. 4					

2.B. Summary of Base Request by Method of Finance

10/22/2020 9:40:24AM

87th Regular Session, Agency Submission, Version 1

Automated Budget and Evaluation System of Texas (ABEST)

Agency code: 730		Agency name: University of Houston				
METHOD OF FINANCING		Exp 2019	Est 2020	Bud 2021	Req 2022	Req 2023
<u>OTHER FUNDS</u>						
		\$0	\$2,367	\$0	\$0	\$0
<i>UNEXPENDED BALANCES AUTHORITY</i>						
86th Leg., Art. III, P. 277, Special Provisions Relating Only To State Agencies of Higher Education, Sec. 57						
		\$(2,954)	\$0	\$0	\$0	\$0
86th Leg., Art. III, P. 277, Special Provisions Relating Only To State Agencies of Higher Education, Sec. 57						
		\$0	\$2,954	\$0	\$0	\$0
86th Leg., Art. III, P. 277, Special Provisions Relating Only To State Agencies of Higher Education, Sec. 57						
		\$0	\$(2,816)	\$0	\$0	\$0
86th Leg., Art. III, P. 277, Special Provisions Relating Only To State Agencies of Higher Education, Sec. 57						
		\$0	\$0	\$2,816	\$0	\$0
TOTAL,	License Plate Trust Fund Account No. 0802, estimated	\$18,086	\$5,854	\$6,165	\$3,349	\$3,349
<u>810</u>	Permanent Health Fund for Higher Education, estimated					
<i>REGULAR APPROPRIATIONS</i>						

2.B. Summary of Base Request by Method of Finance

10/22/2020 9:40:24AM

87th Regular Session, Agency Submission, Version 1

Automated Budget and Evaluation System of Texas (ABEST)

Agency code:	730	Agency name:	University of Houston			
METHOD OF FINANCING		Exp 2019	Est 2020	Bud 2021	Req 2022	Req 2023
<u>OTHER FUNDS</u>						
Regular Appropriation		\$0	\$0	\$0	\$1,100,000	\$1,100,000
<i>SUPPLEMENTAL, SPECIAL OR EMERGENCY APPROPRIATIONS</i>						
86th Leg., Art. III, P. 273, Special Provisions Relating Only To State Agencies of Higher Education, Sec. 39		\$0	\$1,046,967	\$0	\$0	\$0
86th Leg., Art. III, P. 273, Special Provisions Relating Only To State Agencies of Higher Education, Sec. 39		\$0	\$0	\$1,069,833	\$0	\$0
TOTAL,	Permanent Health Fund for Higher Education, estimated	\$0	\$1,046,967	\$1,069,833	\$1,100,000	\$1,100,000
TOTAL, ALL	OTHER FUNDS	\$18,086	\$11,052,821	\$15,364,881	\$1,103,349	\$1,103,349
GRAND TOTAL		\$233,999,103	\$263,360,130	\$306,017,130	\$74,926,901	\$74,926,901

2.B. Summary of Base Request by Method of Finance

10/22/2020 9:40:24AM

87th Regular Session, Agency Submission, Version 1

Automated Budget and Evaluation System of Texas (ABEST)

Agency code:	730	Agency name:	University of Houston			
METHOD OF FINANCING		Exp 2019	Est 2020	Bud 2021	Req 2022	Req 2023
FULL-TIME-EQUIVALENT POSITIONS						
REGULAR APPROPRIATIONS						
Regular Appropriations from MOF Table (2018-19 GAA)		1,989.2	0.0	0.0	0.0	0.0
Regular Appropriations from MOF Table (2020-21 GAA)		0.0	2,275.3	2,275.3	0.0	0.0
Regular Appropriation		0.0	0.0	0.0	2,275.3	2,275.3
RIDER APPROPRIATION						
Art IX, Sec 6.10(a)(2), Board or Administrator FTE Adjustment (2018-19 GAA)		31.6	0.0	0.0	0.0	0.0
UNAUTHORIZED NUMBER OVER (BELOW) CAP						
Request Adjustments		0.0	(243.1)	0.0	0.0	0.0
TOTAL, ADJUSTED FTES		2,020.8	2,032.2	2,275.3	2,275.3	2,275.3
NUMBER OF 100% FEDERALLY FUNDED FTES						

2.C. Summary of Base Request by Object of Expense

10/22/2020 9:40:25AM

87th Regular Session, Agency Submission, Version 1
Automated Budget and Evaluation System of Texas (ABEST)**730 University of Houston**

OBJECT OF EXPENSE	Exp 2019	Est 2020	Bud 2021	BL 2022	BL 2023
1001 SALARIES AND WAGES	\$68,698,369	\$71,079,539	\$77,055,408	\$10,274,818	\$10,274,818
1002 OTHER PERSONNEL COSTS	\$13,533,841	\$14,968,974	\$16,702,690	\$13,858,187	\$13,858,187
1005 FACULTY SALARIES	\$121,856,064	\$126,413,393	\$142,979,371	\$9,890,032	\$9,890,032
1010 PROFESSIONAL SALARIES	\$1,721,192	\$1,648,123	\$1,907,797	\$1,358,471	\$1,358,471
2001 PROFESSIONAL FEES AND SERVICES	\$351,291	\$1,108,858	\$958,388	\$671,584	\$671,584
2002 FUELS AND LUBRICANTS	\$0	\$38	\$67	\$70	\$70
2003 CONSUMABLE SUPPLIES	\$283,882	\$148,738	\$189,768	\$110,217	\$110,217
2004 UTILITIES	\$11,596,642	\$11,203,667	\$12,611,859	\$170,378	\$170,378
2005 TRAVEL	\$18,904	\$39,510	\$67,789	\$71,359	\$71,359
2006 RENT - BUILDING	\$1,583,788	\$144,876	\$175,794	\$13,618	\$13,618
2007 RENT - MACHINE AND OTHER	\$231,965	\$639,875	\$801,275	\$832,789	\$832,789
2008 DEBT SERVICE	\$0	\$0	\$0	\$0	\$0
2009 OTHER OPERATING EXPENSE	\$10,996,217	\$24,779,650	\$25,872,153	\$9,898,605	\$9,898,605
3001 CLIENT SERVICES	\$2,725	\$0	\$0	\$7,729,295	\$7,729,295
5000 CAPITAL EXPENDITURES	\$3,124,223	\$11,184,889	\$26,694,771	\$20,047,478	\$20,047,478
OOE Total (Excluding Riders)	\$233,999,103	\$263,360,130	\$306,017,130	\$74,926,901	\$74,926,901
OOE Total (Riders)					
Grand Total	\$233,999,103	\$263,360,130	\$306,017,130	\$74,926,901	\$74,926,901

2.D. Summary of Base Request Objective Outcomes
87th Regular Session, Agency Submission, Version 1
Automated Budget and Evaluation system of Texas (ABEST)

10/22/2020 9:40:26AM

730 University of Houston					
Goal/ Objective / Outcome	Exp 2019	Est 2020	Bud 2021	BL 2022	BL 2023
1 Provide Instructional and Operations Support					
1 Provide Instructional and Operations Support					
KEY 1 % 1st-time, Full-time, Degree-seeking Frsh Earn Degree in 6 Yrs					
	61.30%	62.23%	63.14%	65.07%	67.00%
2 % 1st-time, Full-time, Degree-seeking White Frsh Earn Degree in 6 Yrs					
	59.40%	59.90%	61.65%	63.40%	65.15%
3 % 1st-time, Full-time, Degree-seeking Hisp Frsh Earn Degree in 6 Yrs					
	55.20%	56.55%	58.31%	60.07%	61.83%
4 % 1st-time, Full-time, Degree-seeking Black Frsh Earn Degree in 6 Yrs					
	50.50%	52.26%	54.51%	56.76%	59.01%
5 % 1st-time, Full-time, Degree-seeking Other Frsh Earn Degree in 6 Yrs					
	70.30%	70.71%	70.92%	71.13%	72.62%
KEY 6 % 1st-time, Full-time, Degree-seeking Frsh Earn Degree in 4 Yrs					
	38.00%	42.01%	45.24%	48.47%	51.70%
7 % 1st-time, Full-time, Degree-seeking White Frsh Earn Degree in 4 Yrs					
	37.20%	42.68%	45.52%	48.36%	51.20%
8 % 1st-time, Full-time, Degree-seeking Hispanic Frsh Earn Degree in 4 Y					
	33.30%	36.56%	39.74%	42.92%	46.10%
9 % 1st-time, Full-time, Degree-seeking Black Frsh Earn Degree in 4 Yrs					
	34.90%	38.91%	42.00%	45.09%	48.18%
10 % 1st-time, Full-time, Degree-seeking Other Frsh Earn Degree in 4 Yrs					
	43.00%	46.29%	49.66%	53.03%	56.40%
KEY 11 Persistence Rate 1st-time, Full-time, Degree-seeking Frsh after 1 Yr					
	84.80%	86.36%	86.75%	87.14%	87.53%
12 Persistence 1st-time, Full-time, Degree-seeking White Frsh after 1 Yr					
	83.80%	84.05%	84.80%	85.55%	86.30%

2.D. Summary of Base Request Objective Outcomes
87th Regular Session, Agency Submission, Version 1
Automated Budget and Evaluation system of Texas (ABEST)

10/22/2020 9:40:26AM

730 University of Houston					
<i>Goal/ Objective / Outcome</i>	Exp 2019	Est 2020	Bud 2021	BL 2022	BL 2023
13 Persistence 1st-time, Full-time, Degree-seeking Hisp Frsh after 1 Yr	80.80%	82.77%	82.91%	83.05%	83.19%
14 Persistence 1st-time, Full-time, Degree-seeking Black Frsh after 1 Yr	83.10%	83.42%	83.83%	84.24%	84.65%
15 Persistence 1st-time, Full-time, Degree-seeking Other Frsh after 1 Yr	89.90%	91.29%	91.48%	91.67%	91.86%
16 Percent of Semester Credit Hours Completed	96.58%	96.50%	96.39%	96.28%	96.17%
KEY 17 Certification Rate of Teacher Education Graduates	82.20%	87.00%	87.00%	87.00%	87.00%
18 Percentage of Underprepared Students Satisfy TSI Obligation in Math	81.40%	82.00%	82.00%	82.00%	82.00%
19 Percentage of Underprepared Students Satisfy TSI Obligation in Writing	69.23%	64.20%	64.20%	64.20%	64.20%
20 Percentage of Underprepared Students Satisfy TSI Obligation in Reading	87.50%	87.75%	87.75%	87.75%	87.75%
KEY 21 % of Baccalaureate Graduates Who Are 1st Generation College Graduates	47.74%	49.00%	49.00%	49.00%	49.00%
KEY 22 Percent of Transfer Students Who Graduate within 4 Years	62.30%	63.09%	64.14%	65.19%	66.24%
KEY 23 Percent of Transfer Students Who Graduate within 2 Years	22.30%	23.00%	23.50%	24.00%	24.50%
KEY 24 % Lower Division Semester Credit Hours Taught by Tenured/Tenure-Track	18.40%	20.00%	20.00%	20.00%	20.00%
KEY 25 State Licensure Pass Rate of Law Graduates	82.19%	82.00%	82.50%	83.00%	84.00%

2.D. Summary of Base Request Objective Outcomes
87th Regular Session, Agency Submission, Version 1
Automated Budget and Evaluation system of Texas (ABEST)

10/22/2020 9:40:26AM

730 University of Houston					
<i>Goal/ Objective / Outcome</i>	Exp 2019	Est 2020	Bud 2021	BL 2022	BL 2023
KEY 26 State Licensure Pass Rate of Engineering Graduates	85.40%	85.00%	85.00%	85.00%	85.00%
KEY 27 State Licensure Pass Rate of Pharmacy Graduates	98.32%	95.00%	95.00%	95.00%	95.00%
KEY 28 Dollar Value of External or Sponsored Research Funds (in Millions)	171.05	180.00	190.00	200.00	210.00
 29 External Research Funds As Percentage Appropriated for Research	1,168.62%	1,250.00%	1,300.00%	1,350.00%	1,400.00%
6 Provide Instructional and Operations Support for Medical School					
1 <i>Instructional Programs</i>					
1 % Medical School Students Passing NLE Part 1 or Part 2 on First Try	0.00%	0.00%	0.00%	0.00%	0.00%
2 % Medical School Graduates Practicing Primary Care in Texas	0.00%	0.00%	0.00%	0.00%	0.00%
3 % Med School Grads Practicing Primary Care in Texas Under-served Areas	0.00%	0.00%	0.00%	0.00%	0.00%
KEY 4 Percent of Medical Residency Completers Practicing in Texas	0.00%	0.00%	0.00%	0.00%	0.00%
5 Percent of Medical School Graduates Practicing in Texas	0.00%	0.00%	0.00%	0.00%	0.00%
6 Total Uncompensated Care Provided by Faculty	0.00	0.00	0.00	0.00	0.00
7 Provide Research Support Medical School					
1 <i>Research Activities Medical School</i>					
KEY 1 Total External Research Expenditures	0.00	100,000.00	100,000.00	100,000.00	100,000.00
2 External Research Expends as % of State Appropriations for Research	0.00%	14.00%	14.00%	14.00%	14.00%

2.E. Summary of Exceptional Items Request
87th Regular Session, Agency Submission, Version 1
Automated Budget and Evaluation System of Texas (ABEST)

DATE: 10/22/2020
TIME : 9:40:26AM

Agency code: 730

Agency name: University of Houston

		2022			2023			Biennium	
Priority	Item	GR and GR/GR Dedicated	All Funds	FTEs	GR and GR Dedicated	All Funds	FTEs	GR and GR Dedicated	All Funds
1	Restore Non-Formula Reductions	\$2,740,051	\$2,740,051		\$2,740,050	\$2,740,050		\$5,480,101	\$5,480,101
2	The IDEA Lab	\$11,508,361	\$11,508,361		\$11,508,361	\$11,508,361		\$23,016,722	\$23,016,722
3	Sugarland Academic Building 2	\$8,042,775	\$8,042,775		\$8,042,775	\$8,042,775		\$16,085,550	\$16,085,550
4	Carbon Hub	\$10,000,000	\$10,000,000	6.0	\$10,000,000	\$10,000,000	6.0	\$20,000,000	\$20,000,000
Total, Exceptional Items Request		\$32,291,187	\$32,291,187	6.0	\$32,291,186	\$32,291,186	6.0	\$64,582,373	\$64,582,373
Method of Financing									
	General Revenue	\$32,291,187	\$32,291,187		\$32,291,186	\$32,291,186		\$64,582,373	\$64,582,373
	General Revenue - Dedicated								
	Federal Funds								
	Other Funds								
		\$32,291,187	\$32,291,187		\$32,291,186	\$32,291,186		\$64,582,373	\$64,582,373
Full Time Equivalent Positions				6.0				6.0	
Number of 100% Federally Funded FTEs									

2.F. Summary of Total Request by Strategy
87th Regular Session, Agency Submission, Version 1
Automated Budget and Evaluation System of Texas (ABEST)

DATE : 10/22/2020
TIME : 9:40:28AM

Agency code: 730 Agency name: University of Houston

Goal/Objective/STRATEGY	Base 2022	Base 2023	Exceptional 2022	Exceptional 2023	Total Request 2022	Total Request 2023
1 Provide Instructional and Operations Support						
1 <i>Provide Instructional and Operations Support</i>						
1 OPERATIONS SUPPORT	\$0	\$0	\$0	\$0	\$0	\$0
3 STAFF GROUP INSURANCE PREMIUMS	13,800,000	13,800,000	0	0	13,800,000	13,800,000
4 WORKERS' COMPENSATION INSURANCE	342,931	342,931	0	0	342,931	342,931
6 TEXAS PUBLIC EDUCATION GRANTS	7,962,589	7,962,589	0	0	7,962,589	7,962,589
TOTAL, GOAL 1	\$22,105,520	\$22,105,520	\$0	\$0	\$22,105,520	\$22,105,520
2 Provide Infrastructure Support						
1 <i>Provide Operation and Maintenance of E&G Space</i>						
1 E&G SPACE SUPPORT	0	0	0	0	0	0
3 HURRICANE HARVEY DAMAGES	0	0	0	0	0	0
TOTAL, GOAL 2	\$0	\$0	\$0	\$0	\$0	\$0

2.F. Summary of Total Request by Strategy
87th Regular Session, Agency Submission, Version 1
Automated Budget and Evaluation System of Texas (ABEST)

DATE : 10/22/2020
TIME : 9:40:28AM

Agency code: 730 Agency name: University of Houston

Goal/Objective/STRATEGY	Base 2022	Base 2023	Exceptional 2022	Exceptional 2023	Total Request 2022	Total Request 2023
3 Provide Non-formula Support						
1 Instructional Support						
1 COLLEGE OF PHARMACY	\$4,500,000	\$4,500,000	\$0	\$0	\$4,500,000	\$4,500,000
2 Research						
1 COMPLEX SYSTEMS RESEARCH CLUSTER	449,663	449,663	0	0	449,663	449,663
2 ENERGY RESEARCH CLUSTER	2,324,892	2,324,892	0	0	2,324,892	2,324,892
3 HOBBY SCHOOL OF PUBLIC AFFAIRS	1,290,339	1,290,339	0	0	1,290,339	1,290,339
3 Public Service						
1 SMALL BUSINESS DEVELOPMENT	2,221,704	2,221,704	0	0	2,221,704	2,221,704
2 HEALTH SCIENCES RESEARCH CLUSTER	1,445,114	1,445,114	0	0	1,445,114	1,445,114
3 EDUCATION & COMMUNITY ADVANCEMENT	750,422	750,422	0	0	750,422	750,422
4 MULTICULTURAL SUCCESS	1,250,000	1,250,000	0	0	1,250,000	1,250,000
4 Institutional Support						
1 INSTITUTIONAL ENHANCEMENT	7,732,644	7,732,644	0	0	7,732,644	7,732,644
2 LAW SCHOOL AND HOBBY BUILDING	19,756,603	19,756,603	0	0	19,756,603	19,756,603
5 Exceptional Item Request						
1 EXCEPTIONAL ITEM REQUEST	0	0	32,291,187	32,291,186	32,291,187	32,291,186
TOTAL, GOAL 3	\$41,721,381	\$41,721,381	\$32,291,187	\$32,291,186	\$74,012,568	\$74,012,567
5 Research Funds						
3 Core Research Support						
1 CORE RESEARCH SUPPORT	0	0	0	0	0	0
TOTAL, GOAL 5	\$0	\$0	\$0	\$0	\$0	\$0

2.F. Summary of Total Request by Strategy
87th Regular Session, Agency Submission, Version 1
Automated Budget and Evaluation System of Texas (ABEST)

DATE : 10/22/2020
TIME : 9:40:28AM

Agency code: 730	Agency name: University of Houston					
Goal/Objective/STRATEGY	Base 2022	Base 2023	Exceptional 2022	Exceptional 2023	Total Request 2022	Total Request 2023
8 Provide Non-formula Support for Medical School						
1 <i>Provide Instructional and Operations Support for Medical School</i>						
1 COLLEGE OF MEDICINE	\$10,000,000	\$10,000,000	\$0	\$0	\$10,000,000	\$10,000,000
TOTAL, GOAL 8	\$10,000,000	\$10,000,000	\$0	\$0	\$10,000,000	\$10,000,000
10 Tobacco Funds						
1 <i>Tobacco Earnings for Research</i>						
1 TOBACCO-PERMANENT HEALTH FUND	1,100,000	1,100,000	0	0	1,100,000	1,100,000
TOTAL, GOAL 10	\$1,100,000	\$1,100,000	\$0	\$0	\$1,100,000	\$1,100,000
TOTAL, AGENCY STRATEGY REQUEST	\$74,926,901	\$74,926,901	\$32,291,187	\$32,291,186	\$107,218,088	\$107,218,087
TOTAL, AGENCY RIDER APPROPRIATIONS REQUEST						
GRAND TOTAL, AGENCY REQUEST	\$74,926,901	\$74,926,901	\$32,291,187	\$32,291,186	\$107,218,088	\$107,218,087

2.F. Summary of Total Request by Strategy
87th Regular Session, Agency Submission, Version 1
Automated Budget and Evaluation System of Texas (ABEST)

DATE : 10/22/2020
TIME : 9:40:28AM

Agency code: 730		Agency name: University of Houston					
Goal/Objective/STRATEGY		Base 2022	Base 2023	Exceptional 2022	Exceptional 2023	Total Request 2022	Total Request 2023
General Revenue Funds:							
1	General Revenue Fund	\$52,060,963	\$52,060,963	\$32,291,187	\$32,291,186	\$84,352,150	\$84,352,149
		\$52,060,963	\$52,060,963	\$32,291,187	\$32,291,186	\$84,352,150	\$84,352,149
General Revenue Dedicated Funds:							
704	Est Bd Authorized Tuition Inc	0	0	0	0	0	0
770	Est. Other Educational & General	21,762,589	21,762,589	0	0	21,762,589	21,762,589
		\$21,762,589	\$21,762,589	\$0	\$0	\$21,762,589	\$21,762,589
Other Funds:							
599	Economic Stabilization Fund	0	0	0	0	0	0
777	Interagency Contracts	0	0	0	0	0	0
802	Lic Plate Trust Fund No. 0802, est	3,349	3,349	0	0	3,349	3,349
810	Perm Health Fund Higher Ed, est	1,100,000	1,100,000	0	0	1,100,000	1,100,000
		\$1,103,349	\$1,103,349	\$0	\$0	\$1,103,349	\$1,103,349
TOTAL, METHOD OF FINANCING		\$74,926,901	\$74,926,901	\$32,291,187	\$32,291,186	\$107,218,088	\$107,218,087
FULL TIME EQUIVALENT POSITIONS							
		2,275.3	2,275.3	6.0	6.0	2,281.3	2,281.3

2.G. Summary of Total Request Objective Outcomes
87th Regular Session, Agency Submission, Version 1
Automated Budget and Evaluation system of Texas (ABEST)

Date : 10/22/2020

Time: 9:40:29AM

Agency code: 730

Agency name: University of Houston

Goal/ Objective / Outcome

		BL 2022	BL 2023	Excp 2022	Excp 2023	Total Request 2022	Total Request 2023
1	Provide Instructional and Operations Support						
1	Provide Instructional and Operations Support						
KEY	1 % 1st-time, Full-time, Degree-seeking Frsh Earn Degree in 6 Yrs						
		65.07%	67.00%			65.07%	67.00%
	2 % 1st-time, Full-time, Degree-seeking White Frsh Earn Degree in 6 Yrs						
		63.40%	65.15%			63.40%	65.15%
	3 % 1st-time, Full-time, Degree-seeking Hisp Frsh Earn Degree in 6 Yrs						
		60.07%	61.83%			60.07%	61.83%
	4 % 1st-time, Full-time, Degree-seeking Black Frsh Earn Degree in 6 Yrs						
		56.76%	59.01%			56.76%	59.01%
	5 % 1st-time, Full-time, Degree-seeking Other Frsh Earn Degree in 6 Yrs						
		71.13%	72.62%			71.13%	72.62%
KEY	6 % 1st-time, Full-time, Degree-seeking Frsh Earn Degree in 4 Yrs						
		48.47%	51.70%			48.47%	51.70%
	7 % 1st-time, Full-time, Degree-seeking White Frsh Earn Degree in 4 Yrs						
		48.36%	51.20%			48.36%	51.20%
	8 % 1st-time, Full-time, Degree-seeking Hispanic Frsh Earn Degree in 4 Y						
		42.92%	46.10%			42.92%	46.10%

2.G. Summary of Total Request Objective Outcomes
87th Regular Session, Agency Submission, Version 1
Automated Budget and Evaluation system of Texas (ABEST)

Date : 10/22/2020

Time: 9:40:29AM

Agency code: 730

Agency name: University of Houston

Goal/ Objective / Outcome

	BL 2022	BL 2023	Excp 2022	Excp 2023	Total Request 2022	Total Request 2023
9 % 1st-time, Full-time, Degree-seeking Black Frsh Earn Degree in 4 Yrs						
	45.09%	48.18%			45.09%	48.18%
10 % 1st-time, Full-time, Degree-seeking Other Frsh Earn Degree in 4 Yrs						
	53.03%	56.40%			53.03%	56.40%
KEY 11 Persistence Rate 1st-time, Full-time, Degree-seeking Frsh after 1 Yr						
	87.14%	87.53%			87.14%	87.53%
12 Persistence 1st-time, Full-time, Degree-seeking White Frsh after 1 Yr						
	85.55%	86.30%			85.55%	86.30%
13 Persistence 1st-time, Full-time, Degree-seeking Hisp Frsh after 1 Yr						
	83.05%	83.19%			83.05%	83.19%
14 Persistence 1st-time, Full-time, Degree-seeking Black Frsh after 1 Yr						
	84.24%	84.65%			84.24%	84.65%
15 Persistence 1st-time, Full-time, Degree-seeking Other Frsh after 1 Yr						
	91.67%	91.86%			91.67%	91.86%
16 Percent of Semester Credit Hours Completed						
	96.28%	96.17%			96.28%	96.17%
KEY 17 Certification Rate of Teacher Education Graduates						
	87.00%	87.00%			87.00%	87.00%

2.G. Summary of Total Request Objective Outcomes
87th Regular Session, Agency Submission, Version 1
Automated Budget and Evaluation system of Texas (ABEST)

Date : 10/22/2020

Time: 9:40:29AM

Agency code: 730

Agency name: University of Houston

Goal/ Objective / Outcome

	BL 2022	BL 2023	Excp 2022	Excp 2023	Total Request 2022	Total Request 2023
18 Percentage of Underprepared Students Satisfy TSI Obligation in Math	82.00%	82.00%			82.00%	82.00%
19 Percentage of Underprepared Students Satisfy TSI Obligation in Writing	64.20%	64.20%			64.20%	64.20%
20 Percentage of Underprepared Students Satisfy TSI Obligation in Reading	87.75%	87.75%			87.75%	87.75%
KEY 21 % of Baccalaureate Graduates Who Are 1st Generation College Graduates	49.00%	49.00%			49.00%	49.00%
KEY 22 Percent of Transfer Students Who Graduate within 4 Years	65.19%	66.24%			65.19%	66.24%
KEY 23 Percent of Transfer Students Who Graduate within 2 Years	24.00%	24.50%			24.00%	24.50%
KEY 24 % Lower Division Semester Credit Hours Taught by Tenured/Tenure-Track	20.00%	20.00%			20.00%	20.00%
KEY 25 State Licensure Pass Rate of Law Graduates	83.00%	84.00%			83.00%	84.00%
KEY 26 State Licensure Pass Rate of Engineering Graduates	85.00%	85.00%			85.00%	85.00%

2.G. Summary of Total Request Objective Outcomes
87th Regular Session, Agency Submission, Version 1
Automated Budget and Evaluation system of Texas (ABEST)

Date : 10/22/2020

Time: 9:40:29AM

Agency code: 730

Agency name: University of Houston

Goal/ Objective / Outcome

		BL 2022	BL 2023	Excp 2022	Excp 2023	Total Request 2022	Total Request 2023
KEY	27 State Licensure Pass Rate of Pharmacy Graduates						
		95.00%	95.00%			95.00%	95.00%
KEY	28 Dollar Value of External or Sponsored Research Funds (in Millions)						
		200.00	210.00			200.00	210.00
	29 External Research Funds As Percentage Appropriated for Research						
		1,350.00%	1,400.00%			1,350.00%	1,400.00%
6	Provide Instructional and Operations Support for Medical School						
1	<i>Instructional Programs</i>						
	1 % Medical School Students Passing NLE Part 1 or Part 2 on First Try						
		0.00%	0.00%			0.00%	0.00%
	2 % Medical School Graduates Practicing Primary Care in Texas						
		0.00%	0.00%			0.00%	0.00%
	3 % Med School Grads Practicing Primary Care in Texas Under-served Areas						
		0.00%	0.00%			0.00%	0.00%
KEY	4 Percent of Medical Residency Completers Practicing in Texas						
		0.00%	0.00%			0.00%	0.00%
	5 Percent of Medical School Graduates Practicing in Texas						
		0.00%	0.00%			0.00%	0.00%

2.G. Summary of Total Request Objective Outcomes
87th Regular Session, Agency Submission, Version 1
Automated Budget and Evaluation system of Texas (ABEST)

Date : 10/22/2020

Time: 9:40:29AM

Agency code: 730

Agency name: University of Houston

Goal/ Objective / Outcome

		BL 2022	BL 2023	Excp 2022	Excp 2023	Total Request 2022	Total Request 2023
6 Total Uncompensated Care Provided by Faculty							
		0.00	0.00			0.00	0.00
7	Provide Research Support Medical School						
1	<i>Research Activities Medical School</i>						
KEY	1 Total External Research Expenditures						
		100,000.00	100,000.00			100,000.00	100,000.00
2 External Research Expends as % of State Appropriations for Research							
		14.00%	14.00%			14.00%	14.00%

730 University of Houston

GOAL: 1 Provide Instructional and Operations Support
OBJECTIVE: 1 Provide Instructional and Operations Support
STRATEGY: 1 Operations Support

Service Categories:

Service: 19 Income: A.2 Age: B.3

CODE	DESCRIPTION	Exp 2019	Est 2020	Bud 2021	BL 2022 ⁽¹⁾	BL 2023 ⁽¹⁾
Output Measures:						
1	Number of Undergraduate Degrees Awarded	7,750.00	8,039.00	8,380.00	8,722.00	9,063.00
2	Number of Minority Graduates	4,068.00	4,180.00	4,356.00	4,535.00	4,713.00
3	Number of Underprepared Students Who Satisfy TSI Obligation in Math	70.00	72.00	72.00	72.00	72.00
4	Number of Underprepared Students Who Satisfy TSI Obligation in Writing	9.00	40.00	40.00	40.00	40.00
5	Number of Underprepared Students Who Satisfy TSI Obligation in Reading	14.00	33.00	33.00	33.00	33.00
6	Number of Two-Year College Transfers Who Graduate	2,907.00	3,171.00	3,435.00	3,699.00	3,963.00
Efficiency Measures:						
KEY 1	Administrative Cost As a Percent of Operating Budget	6.22 %	6.25 %	6.25 %	6.25 %	6.25 %
KEY 2	Avg Cost of Resident Undergraduate Tuition and Fees for 15 SCH	6,103.05	6,474.45	6,642.25	6,775.09	6,910.59
Explanatory/Input Measures:						
1	Student/Faculty Ratio	22.00	20.00	20.00	20.00	20.00
2	Number of Minority Students Enrolled	20,103.00	20,906.00	21,078.00	21,251.00	21,423.00
3	Number of Community College Transfers Enrolled	13,152.00	13,779.00	13,892.00	14,006.00	14,120.00
4	Number of Semester Credit Hours Completed	525,763.00	541,648.00	546,117.00	550,586.00	555,055.00

(1) - Formula funded strategies are not requested in 2022-23 because amounts are not determined by institutions.

3.A. Strategy Request
87th Regular Session, Agency Submission, Version 1
Automated Budget and Evaluation System of Texas (ABEST)

10/22/2020 9:40:30AM

730 University of Houston

GOAL: 1 Provide Instructional and Operations Support
OBJECTIVE: 1 Provide Instructional and Operations Support
STRATEGY: 1 Operations Support

Service Categories:

Service: 19 Income: A.2 Age: B.3

CODE	DESCRIPTION	Exp 2019	Est 2020	Bud 2021	BL 2022 ⁽¹⁾	BL 2023 ⁽¹⁾
5	Number of Semester Credit Hours	547,176.00	560,653.00	565,279.00	569,905.00	574,530.00
6	Number of Students Enrolled as of the Twelfth Class Day	46,148.00	47,513.00	47,905.00	48,297.00	48,689.00
KEY 7	Average Student Loan Debt	22,858.00	22,500.00	22,500.00	22,500.00	22,500.00
KEY 8	Percent of Students with Student Loan Debt	44.00 %	45.00 %	45.00 %	45.00 %	45.00 %
KEY 9	Average Financial Aid Award Per Full-Time Student	10,631.00	10,750.00	10,750.00	10,750.00	10,750.00
KEY 10	Percent of Full-Time Students Receiving Financial Aid	82.00 %	82.00 %	82.00 %	82.00 %	82.00 %
Objects of Expense:						
1001	SALARIES AND WAGES	\$47,261,810	\$48,266,125	\$50,523,988	\$0	\$0
1002	OTHER PERSONNEL COSTS	\$1,970,864	\$2,078,489	\$2,833,203	\$0	\$0
1005	FACULTY SALARIES	\$112,326,700	\$112,483,770	\$127,591,422	\$0	\$0
1010	PROFESSIONAL SALARIES	\$400,363	\$406,850	\$490,209	\$0	\$0
2001	PROFESSIONAL FEES AND SERVICES	\$234,455	\$137,229	\$202,035	\$0	\$0
2003	CONSUMABLE SUPPLIES	\$90,148	\$62,628	\$68,851	\$0	\$0
2004	UTILITIES	\$11,484,638	\$11,100,000	\$12,450,000	\$0	\$0
2006	RENT - BUILDING	\$17	\$0	\$0	\$0	\$0
2007	RENT - MACHINE AND OTHER	\$16,909	\$598	\$631	\$0	\$0
2009	OTHER OPERATING EXPENSE	\$620,620	\$11,906,516	\$15,415,123	\$0	\$0
5000	CAPITAL EXPENDITURES	\$1,416,534	\$2,009,480	\$5,009,995	\$0	\$0

(1) - Formula funded strategies are not requested in 2022-23 because amounts are not determined by institutions.

3.A. Strategy Request
87th Regular Session, Agency Submission, Version 1
Automated Budget and Evaluation System of Texas (ABEST)

10/22/2020 9:40:30AM

730 University of Houston

GOAL: 1 Provide Instructional and Operations Support
OBJECTIVE: 1 Provide Instructional and Operations Support
STRATEGY: 1 Operations Support

Service Categories:

Service: 19 Income: A.2 Age: B.3

CODE	DESCRIPTION	Exp 2019	Est 2020	Bud 2021	BL 2022 ⁽¹⁾	BL 2023 ⁽¹⁾
TOTAL, OBJECT OF EXPENSE		\$175,823,058	\$188,451,685	\$214,585,457	\$0	\$0
Method of Financing:						
1	General Revenue Fund	\$121,923,001	\$123,047,070	\$139,463,147	\$0	\$0
SUBTOTAL, MOF (GENERAL REVENUE FUNDS)		\$121,923,001	\$123,047,070	\$139,463,147	\$0	\$0
Method of Financing:						
704	Est Bd Authorized Tuition Inc	\$11,340,808	\$11,133,429	\$14,409,126	\$0	\$0
770	Est. Other Educational & General	\$42,559,249	\$47,497,051	\$46,611,920	\$0	\$0
SUBTOTAL, MOF (GENERAL REVENUE FUNDS - DEDICATED)		\$53,900,057	\$58,630,480	\$61,021,046	\$0	\$0
Method of Financing:						
599	Economic Stabilization Fund	\$0	\$2,747,182	\$14,101,264	\$0	\$0
777	Interagency Contracts	\$0	\$4,000,000	\$0	\$0	\$0
810	Perm Health Fund Higher Ed, est	\$0	\$26,953	\$0	\$0	\$0
SUBTOTAL, MOF (OTHER FUNDS)		\$0	\$6,774,135	\$14,101,264	\$0	\$0

(1) - Formula funded strategies are not requested in 2022-23 because amounts are not determined by institutions.

730 University of Houston

GOAL: 1 Provide Instructional and Operations Support
OBJECTIVE: 1 Provide Instructional and Operations Support
STRATEGY: 1 Operations Support

Service Categories:

Service: 19 Income: A.2 Age: B.3

CODE	DESCRIPTION	Exp 2019	Est 2020	Bud 2021	BL 2022 ⁽¹⁾	BL 2023 ⁽¹⁾
TOTAL, METHOD OF FINANCE (INCLUDING RIDERS)					\$0	\$0
TOTAL, METHOD OF FINANCE (EXCLUDING RIDERS)		\$175,823,058	\$188,451,685	\$214,585,457	\$0	\$0
FULL TIME EQUIVALENT POSITIONS:		1,519.7	1,523.1	1,594.2	1,652.2	1,652.2

STRATEGY DESCRIPTION AND JUSTIFICATION:

The Instruction and Operations Formula provides funding for faculty salaries, departmental operating expense, library, instructional administration, research enhancement, student services and institutional support. The funds are distributed on a weighted semester credit hour basis. The rate per weighted semester credit hour is established by the Legislature each biennium.

EXTERNAL/INTERNAL FACTORS IMPACTING STRATEGY:

(1) - Formula funded strategies are not requested in 2022-23 because amounts are not determined by institutions.

3.A. Strategy Request
87th Regular Session, Agency Submission, Version 1
Automated Budget and Evaluation System of Texas (ABEST)

10/22/2020 9:40:30AM

730 University of Houston

GOAL: 1 Provide Instructional and Operations Support
OBJECTIVE: 1 Provide Instructional and Operations Support
STRATEGY: 1 Operations Support

Service Categories:

Service: 19 Income: A.2 Age: B.3

CODE	DESCRIPTION	Exp 2019	Est 2020	Bud 2021	BL 2022 ⁽¹⁾	BL 2023 ⁽¹⁾
------	-------------	----------	----------	----------	------------------------	------------------------

EXPLANATION OF BIENNIAL CHANGE (includes Rider amounts):

<u>STRATEGY BIENNIAL TOTAL - ALL FUNDS</u>		<u>BIENNIAL CHANGE</u>	<u>EXPLANATION OF BIENNIAL CHANGE</u>	
<u>Base Spending (Est 2020 + Bud 2021)</u>	<u>Baseline Request (BL 2022 + BL 2023)</u>		<u>\$ Amount</u>	<u>Explanation(s) of Amount (must specify MOFs and FTEs)</u>
\$403,037,142	\$0	\$(403,037,142)	\$(403,037,142)	Formula funded strategies are not requested in 2022-2023 because amounts are not determined by institutions
			\$(403,037,142)	Total of Explanation of Biennial Change

(1) - Formula funded strategies are not requested in 2022-23 because amounts are not determined by institutions.

730 University of Houston

GOAL: 1 Provide Instructional and Operations Support
OBJECTIVE: 1 Provide Instructional and Operations Support
STRATEGY: 3 Staff Group Insurance Premiums

Service Categories:

Service: 06 Income: A.2 Age: B.3

CODE	DESCRIPTION	Exp 2019	Est 2020	Bud 2021	BL 2022	BL 2023
Objects of Expense:						
1002	OTHER PERSONNEL COSTS	\$11,558,806	\$12,822,512	\$13,800,000	\$13,800,000	\$13,800,000
TOTAL, OBJECT OF EXPENSE		\$11,558,806	\$12,822,512	\$13,800,000	\$13,800,000	\$13,800,000
Method of Financing:						
770	Est. Other Educational & General	\$11,558,806	\$12,822,512	\$13,800,000	\$13,800,000	\$13,800,000
SUBTOTAL, MOF (GENERAL REVENUE FUNDS - DEDICATED)		\$11,558,806	\$12,822,512	\$13,800,000	\$13,800,000	\$13,800,000
TOTAL, METHOD OF FINANCE (INCLUDING RIDERS)					\$13,800,000	\$13,800,000
TOTAL, METHOD OF FINANCE (EXCLUDING RIDERS)		\$11,558,806	\$12,822,512	\$13,800,000	\$13,800,000	\$13,800,000

FULL TIME EQUIVALENT POSITIONS:

STRATEGY DESCRIPTION AND JUSTIFICATION:

This strategy is to provide proportional share of staff group insurance premiums paid from Other Educational and General funds.

EXTERNAL/INTERNAL FACTORS IMPACTING STRATEGY:

730 University of Houston

GOAL: 1 Provide Instructional and Operations Support
OBJECTIVE: 1 Provide Instructional and Operations Support
STRATEGY: 3 Staff Group Insurance Premiums

Service Categories:

Service: 06 Income: A.2 Age: B.3

CODE	DESCRIPTION	Exp 2019	Est 2020	Bud 2021	BL 2022	BL 2023
------	-------------	----------	----------	----------	---------	---------

EXPLANATION OF BIENNIAL CHANGE (includes Rider amounts):

<u>STRATEGY BIENNIAL TOTAL - ALL FUNDS</u>		BIENNIAL	<u>EXPLANATION OF BIENNIAL CHANGE</u>	
Base Spending (Est 2020 + Bud 2021)	Baseline Request (BL 2022 + BL 2023)	CHANGE	\$ Amount	Explanation(s) of Amount (must specify MOFs and FTEs)
\$26,622,512	\$27,600,000	\$977,488	\$977,488	Change is due to insurance expenses
			\$977,488	Total of Explanation of Biennial Change

3.A. Strategy Request
87th Regular Session, Agency Submission, Version 1
Automated Budget and Evaluation System of Texas (ABEST)

10/22/2020 9:40:30AM

730 University of Houston

GOAL: 1 Provide Instructional and Operations Support
OBJECTIVE: 1 Provide Instructional and Operations Support
STRATEGY: 4 Workers' Compensation Insurance

Service Categories:

Service: 06 Income: A.2 Age: B.3

CODE	DESCRIPTION	Exp 2019	Est 2020	Bud 2021	BL 2022	BL 2023
Objects of Expense:						
2009	OTHER OPERATING EXPENSE	\$374,045	\$440,545	\$325,784	\$342,931	\$342,931
TOTAL, OBJECT OF EXPENSE		\$374,045	\$440,545	\$325,784	\$342,931	\$342,931
Method of Financing:						
1	General Revenue Fund	\$342,931	\$342,931	\$325,784	\$342,931	\$342,931
SUBTOTAL, MOF (GENERAL REVENUE FUNDS)		\$342,931	\$342,931	\$325,784	\$342,931	\$342,931
Method of Financing:						
770	Est. Other Educational & General	\$31,114	\$97,614	\$0	\$0	\$0
SUBTOTAL, MOF (GENERAL REVENUE FUNDS - DEDICATED)		\$31,114	\$97,614	\$0	\$0	\$0
TOTAL, METHOD OF FINANCE (INCLUDING RIDERS)					\$342,931	\$342,931
TOTAL, METHOD OF FINANCE (EXCLUDING RIDERS)		\$374,045	\$440,545	\$325,784	\$342,931	\$342,931
FULL TIME EQUIVALENT POSITIONS:						

730 University of Houston

GOAL: 1 Provide Instructional and Operations Support
OBJECTIVE: 1 Provide Instructional and Operations Support
STRATEGY: 4 Workers' Compensation Insurance

Service Categories:

Service: 06 Income: A.2 Age: B.3

CODE	DESCRIPTION	Exp 2019	Est 2020	Bud 2021	BL 2022	BL 2023
------	-------------	----------	----------	----------	---------	---------

STRATEGY DESCRIPTION AND JUSTIFICATION:

The strategy funds the Worker's Compensation payments related to Educational and General funds.

EXTERNAL/INTERNAL FACTORS IMPACTING STRATEGY:

EXPLANATION OF BIENNIAL CHANGE (includes Rider amounts):

<u>STRATEGY BIENNIAL TOTAL - ALL FUNDS</u>		<u>BIENNIAL CHANGE</u>	<u>EXPLANATION OF BIENNIAL CHANGE</u>	
<u>Base Spending (Est 2020 + Bud 2021)</u>	<u>Baseline Request (BL 2022 + BL 2023)</u>		<u>\$ Amount</u>	<u>Explanation(s) of Amount (must specify MOFs and FTEs)</u>
\$766,329	\$685,862	\$ (80,467)	\$ (80,467)	Change is due to timing of expenditures
			\$ (80,467)	Total of Explanation of Biennial Change

730 University of Houston

GOAL: 1 Provide Instructional and Operations Support
OBJECTIVE: 1 Provide Instructional and Operations Support
STRATEGY: 6 Texas Public Education Grants

Service Categories:

Service: 20 Income: A.2 Age: B.3

CODE	DESCRIPTION	Exp 2019	Est 2020	Bud 2021	BL 2022	BL 2023
Objects of Expense:						
2009	OTHER OPERATING EXPENSE	\$8,182,565	\$8,395,962	\$7,962,589	\$7,962,589	\$7,962,589
TOTAL, OBJECT OF EXPENSE		\$8,182,565	\$8,395,962	\$7,962,589	\$7,962,589	\$7,962,589
Method of Financing:						
770	Est. Other Educational & General	\$8,182,565	\$8,395,962	\$7,962,589	\$7,962,589	\$7,962,589
SUBTOTAL, MOF (GENERAL REVENUE FUNDS - DEDICATED)		\$8,182,565	\$8,395,962	\$7,962,589	\$7,962,589	\$7,962,589
TOTAL, METHOD OF FINANCE (INCLUDING RIDERS)					\$7,962,589	\$7,962,589
TOTAL, METHOD OF FINANCE (EXCLUDING RIDERS)		\$8,182,565	\$8,395,962	\$7,962,589	\$7,962,589	\$7,962,589

FULL TIME EQUIVALENT POSITIONS:

STRATEGY DESCRIPTION AND JUSTIFICATION:

This strategy represents tuition set aside for the Texas Public Education Grants program as required by Section 56.033 of the Texas Education Code.

EXTERNAL/INTERNAL FACTORS IMPACTING STRATEGY:

3.A. Strategy Request
87th Regular Session, Agency Submission, Version 1
Automated Budget and Evaluation System of Texas (ABEST)

10/22/2020 9:40:30AM

730 University of Houston

GOAL: 1 Provide Instructional and Operations Support
OBJECTIVE: 1 Provide Instructional and Operations Support
STRATEGY: 6 Texas Public Education Grants

Service Categories:

Service: 20 Income: A.2 Age: B.3

CODE	DESCRIPTION	Exp 2019	Est 2020	Bud 2021	BL 2022	BL 2023
------	-------------	----------	----------	----------	---------	---------

EXPLANATION OF BIENNIAL CHANGE (includes Rider amounts):

<u>STRATEGY BIENNIAL TOTAL - ALL FUNDS</u>		<u>BIENNIAL CHANGE</u>	<u>EXPLANATION OF BIENNIAL CHANGE</u>	
<u>Base Spending (Est 2020 + Bud 2021)</u>	<u>Baseline Request (BL 2022 + BL 2023)</u>		<u>\$ Amount</u>	<u>Explanation(s) of Amount (must specify MOFs and FTEs)</u>
\$16,358,551	\$15,925,178	\$(433,373)	\$(433,373)	Due to enrollment estimates
			\$(433,373)	Total of Explanation of Biennial Change

730 University of Houston

GOAL: 2 Provide Infrastructure Support
OBJECTIVE: 1 Provide Operation and Maintenance of E&G Space
STRATEGY: 1 Educational and General Space Support

Service Categories:

Service: 10 Income: A.2 Age: B.3

CODE	DESCRIPTION	Exp 2019	Est 2020	Bud 2021	BL 2022 ⁽¹⁾	BL 2023 ⁽¹⁾
Efficiency Measures:						
1	Space Utilization Rate of Classrooms	34.00	36.00	25.00	36.00	36.00
2	Space Utilization Rate of Labs	26.00	26.00	25.00	26.00	26.00
Objects of Expense:						
1001	SALARIES AND WAGES	\$12,849,022	\$11,558,136	\$12,634,976	\$0	\$0
1002	OTHER PERSONNEL COSTS	\$4,011	\$11,998	\$13,116	\$0	\$0
1005	FACULTY SALARIES	\$1,207	\$0	\$0	\$0	\$0
2009	OTHER OPERATING EXPENSE	\$184,077	\$119,600	\$130,743	\$0	\$0
TOTAL, OBJECT OF EXPENSE		\$13,038,317	\$11,689,734	\$12,778,835	\$0	\$0
Method of Financing:						
1	General Revenue Fund	\$13,038,317	\$11,689,734	\$12,778,835	\$0	\$0
SUBTOTAL, MOF (GENERAL REVENUE FUNDS)		\$13,038,317	\$11,689,734	\$12,778,835	\$0	\$0
TOTAL, METHOD OF FINANCE (INCLUDING RIDERS)					\$0	\$0
TOTAL, METHOD OF FINANCE (EXCLUDING RIDERS)		\$13,038,317	\$11,689,734	\$12,778,835	\$0	\$0
FULL TIME EQUIVALENT POSITIONS:		315.0	262.0	342.0	342.0	342.0

(1) - Formula funded strategies are not requested in 2022-23 because amounts are not determined by institutions.

730 University of Houston

GOAL: 2 Provide Infrastructure Support

OBJECTIVE: 1 Provide Operation and Maintenance of E&G Space

STRATEGY: 1 Educational and General Space Support

Service Categories:
Service: 10 Income: A.2 Age: B.3

CODE	DESCRIPTION	Exp 2019	Est 2020	Bud 2021	BL 2022 ⁽¹⁾	BL 2023 ⁽¹⁾
------	-------------	----------	----------	----------	------------------------	------------------------

STRATEGY DESCRIPTION AND JUSTIFICATION:

The Infrastructure Support formula distributes funding associated with plant-related formulas and utilities. This formula is driven by the predicted square feet for universities' educational and general activities produced by the Coordinating Board Space Projection Model.

The portion of the formula related to utilities is adjusted to reflect differences in unit costs for purchased utilities, including electricity, natural gas, water and wastewater, and thermal energy.

EXTERNAL/INTERNAL FACTORS IMPACTING STRATEGY:

EXPLANATION OF BIENNIAL CHANGE (includes Rider amounts):

<u>STRATEGY BIENNIAL TOTAL - ALL FUNDS</u>		<u>BIENNIAL CHANGE</u>	<u>EXPLANATION OF BIENNIAL CHANGE</u>	
<u>Base Spending (Est 2020 + Bud 2021)</u>	<u>Baseline Request (BL 2022 + BL 2023)</u>		<u>\$ Amount</u>	<u>Explanation(s) of Amount (must specify MOFs and FTEs)</u>
\$24,468,569	\$0	\$(24,468,569)	\$(24,468,569)	Formula funded strategies are not requested in 2022-2023 because amounts are not determined by institutions
			<u>\$(24,468,569)</u>	Total of Explanation of Biennial Change

(1) - Formula funded strategies are not requested in 2022-23 because amounts are not determined by institutions.

730 University of Houston

GOAL: 2 Provide Infrastructure Support

OBJECTIVE: 1 Provide Operation and Maintenance of E&G Space

STRATEGY: 3 Hurricane Harvey Damages

Service Categories:

Service: 19

Income: A.2

Age: B.3

CODE	DESCRIPTION	Exp 2019	Est 2020	Bud 2021	BL 2022	BL 2023
Objects of Expense:						
2001	PROFESSIONAL FEES AND SERVICES	\$0	\$404,245	\$23,316	\$0	\$0
2003	CONSUMABLE SUPPLIES	\$0	\$2,067	\$119	\$0	\$0
2009	OTHER OPERATING EXPENSE	\$0	\$2,610,753	\$150,586	\$0	\$0
5000	CAPITAL EXPENDITURES	\$0	\$235,753	\$13,598	\$0	\$0
TOTAL, OBJECT OF EXPENSE		\$0	\$3,252,818	\$187,619	\$0	\$0
Method of Financing:						
599	Economic Stabilization Fund	\$0	\$3,252,818	\$187,619	\$0	\$0
SUBTOTAL, MOF (OTHER FUNDS)		\$0	\$3,252,818	\$187,619	\$0	\$0
TOTAL, METHOD OF FINANCE (INCLUDING RIDERS)					\$0	\$0
TOTAL, METHOD OF FINANCE (EXCLUDING RIDERS)		\$0	\$3,252,818	\$187,619	\$0	\$0
FULL TIME EQUIVALENT POSITIONS:						
STRATEGY DESCRIPTION AND JUSTIFICATION:						

730 University of Houston

GOAL: 2 Provide Infrastructure Support
OBJECTIVE: 1 Provide Operation and Maintenance of E&G Space
STRATEGY: 3 Hurricane Harvey Damages

Service Categories:
Service: 19 Income: A.2 Age: B.3

CODE	DESCRIPTION	Exp 2019	Est 2020	Bud 2021	BL 2022	BL 2023
------	-------------	----------	----------	----------	---------	---------

EXTERNAL/INTERNAL FACTORS IMPACTING STRATEGY:

EXPLANATION OF BIENNIAL CHANGE (includes Rider amounts):

<u>STRATEGY BIENNIAL TOTAL - ALL FUNDS</u>		<u>BIENNIAL CHANGE</u>	<u>EXPLANATION OF BIENNIAL CHANGE</u>	
<u>Base Spending (Est 2020 + Bud 2021)</u>	<u>Baseline Request (BL 2022 + BL 2023)</u>		<u>\$ Amount</u>	<u>Explanation(s) of Amount (must specify MOFs and FTEs)</u>
\$3,440,437	\$0	\$(3,440,437)	\$(3,440,437)	These funds were a one-time allocation during the FY2020-21 biennium
			\$(3,440,437)	Total of Explanation of Biennial Change

3.A. Strategy Request
87th Regular Session, Agency Submission, Version 1
Automated Budget and Evaluation System of Texas (ABEST)

10/22/2020 9:40:30AM

730 University of Houston

GOAL: 3 Provide Non-formula Support
OBJECTIVE: 1 Instructional Support
STRATEGY: 1 College of Pharmacy

Service Categories:

Service: 19 Income: A.2 Age: B.3

CODE	DESCRIPTION	Exp 2019	Est 2020	Bud 2021	BL 2022	BL 2023
Objects of Expense:						
1001	SALARIES AND WAGES	\$0	\$698,005	\$1,236,359	\$1,301,431	\$1,301,431
1005	FACULTY SALARIES	\$3,102,896	\$1,048,932	\$1,857,951	\$1,955,738	\$1,955,738
1010	PROFESSIONAL SALARIES	\$0	\$58,999	\$104,504	\$110,004	\$110,004
2001	PROFESSIONAL FEES AND SERVICES	\$32,767	\$27,595	\$48,879	\$51,452	\$51,452
2002	FUELS AND LUBRICANTS	\$0	\$38	\$67	\$70	\$70
2003	CONSUMABLE SUPPLIES	\$37,371	\$28,751	\$50,927	\$53,607	\$53,607
2004	UTILITIES	\$77,176	\$68,045	\$120,527	\$126,870	\$126,870
2005	TRAVEL	\$781	\$0	\$0	\$0	\$0
2006	RENT - BUILDING	\$16,451	\$2,040	\$3,613	\$3,804	\$3,804
2007	RENT - MACHINE AND OTHER	\$172,788	\$145,490	\$257,703	\$271,266	\$271,266
2009	OTHER OPERATING EXPENSE	\$658,880	\$300,687	\$532,601	\$560,633	\$560,633
5000	CAPITAL EXPENDITURES	\$977,855	\$34,929	\$61,869	\$65,125	\$65,125
TOTAL, OBJECT OF EXPENSE		\$5,076,965	\$2,413,511	\$4,275,000	\$4,500,000	\$4,500,000
Method of Financing:						
1	General Revenue Fund	\$5,076,965	\$2,413,511	\$4,275,000	\$4,500,000	\$4,500,000
SUBTOTAL, MOF (GENERAL REVENUE FUNDS)		\$5,076,965	\$2,413,511	\$4,275,000	\$4,500,000	\$4,500,000

730 University of Houston

GOAL: 3 Provide Non-formula Support

OBJECTIVE: 1 Instructional Support

STRATEGY: 1 College of Pharmacy

Service Categories:

Service: 19

Income: A.2

Age: B.3

CODE	DESCRIPTION	Exp 2019	Est 2020	Bud 2021	BL 2022	BL 2023
TOTAL, METHOD OF FINANCE (INCLUDING RIDERS)					\$4,500,000	\$4,500,000
TOTAL, METHOD OF FINANCE (EXCLUDING RIDERS)		\$5,076,965	\$2,413,511	\$4,275,000	\$4,500,000	\$4,500,000
FULL TIME EQUIVALENT POSITIONS:		39.6	8.9	18.5	18.5	18.5

STRATEGY DESCRIPTION AND JUSTIFICATION:

1. Currently, Pharmacy programs funded through the formula for General Academic Institutions (GAI) receive fewer resources on a per student basis than Pharmacy programs funded through the formula for Health-Related Institutions (HRI). In 2000, the funding levels for these two types of Pharmacy programs were approximately equal when the GAI weighting was 13.43. Today, however, the funding formula has a weight of 4.23 which results in significant funding inequity. For example, if HRI and GAI Pharmacy programs both have 500 professional Pharmacy students, the HRI-based program would receive more than double the funding than the GAI-based program.

EXTERNAL/INTERNAL FACTORS IMPACTING STRATEGY:

The University of Houston College of Pharmacy (UHCOP) has been a member of the world's largest medical center, the Texas Medical Center (TMC) for over 30 years. UHCOP students and faculty deliver countless essential pharmaceutical care services throughout the TMC, regional Federally Qualified Health Centers (FQHC) that provide essential health care services to the state's neediest patients, as well as health care hospitals, clinics and pharmacies across Texas. UHCOP researchers collaborate with a myriad of world-class researchers, located within the many member institutions of the TMC and beyond, in order to develop new life-saving therapies and new impactful discoveries. For example, IV Busulfex developed by a UHCOP faculty member is now used in 65% of myeloid leukemia patients undergoing bone marrow transplant.

3.A. Strategy Request
87th Regular Session, Agency Submission, Version 1
Automated Budget and Evaluation System of Texas (ABEST)

10/22/2020 9:40:30AM

730 University of Houston

GOAL: 3 Provide Non-formula Support
OBJECTIVE: 1 Instructional Support
STRATEGY: 1 College of Pharmacy

Service Categories:

Service: 19 Income: A.2 Age: B.3

CODE	DESCRIPTION	Exp 2019	Est 2020	Bud 2021	BL 2022	BL 2023
------	-------------	----------	----------	----------	---------	---------

EXPLANATION OF BIENNIAL CHANGE (includes Rider amounts):

<u>STRATEGY BIENNIAL TOTAL - ALL FUNDS</u>		<u>BIENNIAL CHANGE</u>	<u>EXPLANATION OF BIENNIAL CHANGE</u>	
<u>Base Spending (Est 2020 + Bud 2021)</u>	<u>Baseline Request (BL 2022 + BL 2023)</u>		<u>\$ Amount</u>	<u>Explanation(s) of Amount (must specify MOFs and FTEs)</u>
\$6,688,511	\$9,000,000	\$2,311,489	\$2,311,489	Change is due to timing of expenditures
			<u>\$2,311,489</u>	Total of Explanation of Biennial Change

3.A. Strategy Request
87th Regular Session, Agency Submission, Version 1
Automated Budget and Evaluation System of Texas (ABEST)

10/22/2020 9:40:30AM

730 University of Houston

GOAL: 3 Provide Non-formula Support
OBJECTIVE: 2 Research
STRATEGY: 1 Complex Systems Research Cluster

Service Categories:

Service: 21 Income: A.2 Age: B.3

CODE	DESCRIPTION	Exp 2019	Est 2020	Bud 2021	BL 2022	BL 2023
Objects of Expense:						
1001	SALARIES AND WAGES	\$289,233	\$222,065	\$306,369	\$322,494	\$322,494
1005	FACULTY SALARIES	\$(13,731)	\$0	\$0	\$0	\$0
1010	PROFESSIONAL SALARIES	\$129,080	\$86,712	\$119,631	\$125,927	\$125,927
2009	OTHER OPERATING EXPENSE	\$657	\$855	\$1,180	\$1,242	\$1,242
TOTAL, OBJECT OF EXPENSE		\$405,239	\$309,632	\$427,180	\$449,663	\$449,663
Method of Financing:						
1	General Revenue Fund	\$405,239	\$309,632	\$427,180	\$449,663	\$449,663
SUBTOTAL, MOF (GENERAL REVENUE FUNDS)		\$405,239	\$309,632	\$427,180	\$449,663	\$449,663
TOTAL, METHOD OF FINANCE (INCLUDING RIDERS)					\$449,663	\$449,663
TOTAL, METHOD OF FINANCE (EXCLUDING RIDERS)		\$405,239	\$309,632	\$427,180	\$449,663	\$449,663
FULL TIME EQUIVALENT POSITIONS:		1.1	5.1	4.0	4.0	4.0
STRATEGY DESCRIPTION AND JUSTIFICATION:						

730 University of Houston

GOAL: 3 Provide Non-formula Support
OBJECTIVE: 2 Research
STRATEGY: 1 Complex Systems Research Cluster

Service Categories:

Service: 21 Income: A.2 Age: B.3

CODE	DESCRIPTION	Exp 2019	Est 2020	Bud 2021	BL 2022	BL 2023
------	-------------	----------	----------	----------	---------	---------

UH has established the Research Preeminence: 50 in 5 Initiative to increase visibility as a nationally recognized research university, with a goal of increasing all forms of scholarly output, including research expenditures, by 50% in 5 years. Reaching these objectives should produce the kind of outcomes associated with membership in the prestigious Association of American Universities. We use non-formula funding to support UH interdisciplinary programs including the Texas Institute for Measurement, Evaluation & Statistics (TIMES), the Center for Advanced Computing & Data Science, & the Data Science Institute to provide high quality statistics, data processing & computing to the research community. Student success is facilitated through the involvement of undergraduate/graduate students in research programs at TIMES. Students get hands on experience with advanced quantitative methods. Investments in these programs enable UH to leverage industry & government funding to: (1) propel UH to the next level of research success; (2) facilitate training of the next generation of scientists & engineers, who, in turn, will create new businesses & jobs; (3) support UH's partnerships with major economic sectors in Texas. Industry relies on a data-savvy work force. Producing dozens of MS/MA degrees, industrial partnerships & inter-disciplinary research programs result in joint ventures & intellectual property impacting economic development & job creation through its impact on student success. In FY17, the university's total research expenditures in the data sciences totaled \$7.76M.

EXTERNAL/INTERNAL FACTORS IMPACTING STRATEGY:

The state of Texas has recognized that increasing the number of nationally competitive research universities is critical to the state's economic future. With more preeminent research universities, Texas will draw more top students, scientists and scholars to the state; improve the quality of its workforce, particularly in the sciences and engineering; and facilitate research partnerships with industry that lead to economic development. In 2011, the Carnegie Foundation for the Advancement of Teaching classified the University of Houston as a Tier One research institution. In 2012 UH was identified as a Top American Research University by the Center for Measuring University Performance. Higher goals can be reached through the 50 in 5 Initiative. These achievements would not have been possible without strong financial support from the state, including funding for the university's complex systems research programs appropriated through this special item. To continue its drive for research preeminence, and to maximize the impact of its research programs on economic development, job creation, and student success (preparing the work force), UH needs continued special item support.

3.A. Strategy Request
87th Regular Session, Agency Submission, Version 1
Automated Budget and Evaluation System of Texas (ABEST)

10/22/2020 9:40:30AM

730 University of Houston

GOAL: 3 Provide Non-formula Support

OBJECTIVE: 2 Research

STRATEGY: 1 Complex Systems Research Cluster

Service Categories:

Service: 21

Income: A.2

Age: B.3

CODE	DESCRIPTION	Exp 2019	Est 2020	Bud 2021	BL 2022	BL 2023
------	-------------	----------	----------	----------	---------	---------

EXPLANATION OF BIENNIAL CHANGE (includes Rider amounts):

<u>STRATEGY BIENNIAL TOTAL - ALL FUNDS</u>		BIENNIAL CHANGE	<u>EXPLANATION OF BIENNIAL CHANGE</u>	
Base Spending (Est 2020 + Bud 2021)	Baseline Request (BL 2022 + BL 2023)		\$ Amount	Explanation(s) of Amount (must specify MOFs and FTEs)
\$736,812	\$899,326	\$162,514	\$162,514	Change is due to timing of expenditures
			\$162,514	Total of Explanation of Biennial Change

3.A. Strategy Request
87th Regular Session, Agency Submission, Version 1
Automated Budget and Evaluation System of Texas (ABEST)

10/22/2020 9:40:30AM

730 University of Houston

GOAL: 3 Provide Non-formula Support
OBJECTIVE: 2 Research
STRATEGY: 2 Energy Research Cluster

Service Categories:

Service: 21 Income: A.2 Age: B.3

CODE	DESCRIPTION	Exp 2019	Est 2020	Bud 2021	BL 2022	BL 2023
Objects of Expense:						
1001	SALARIES AND WAGES	\$908,135	\$970,351	\$1,321,087	\$1,390,618	\$1,390,618
1002	OTHER PERSONNEL COSTS	\$160	\$0	\$0	\$0	\$0
1005	FACULTY SALARIES	\$345,111	\$254,201	\$346,083	\$364,298	\$364,298
1010	PROFESSIONAL SALARIES	\$410,772	\$365,519	\$497,637	\$523,829	\$523,829
2003	CONSUMABLE SUPPLIES	\$42,746	\$3,359	\$4,573	\$4,814	\$4,814
2005	TRAVEL	\$16,276	\$5,708	\$7,771	\$8,180	\$8,180
2006	RENT - BUILDING	\$55,704	\$6,191	\$8,429	\$8,873	\$8,873
2007	RENT - MACHINE AND OTHER	\$3,633	\$1,500	\$2,042	\$2,149	\$2,149
2009	OTHER OPERATING EXPENSE	\$138,522	\$15,442	\$21,025	\$22,131	\$22,131
TOTAL, OBJECT OF EXPENSE		\$1,921,059	\$1,622,271	\$2,208,647	\$2,324,892	\$2,324,892
Method of Financing:						
1	General Revenue Fund	\$1,921,059	\$1,622,271	\$2,208,647	\$2,324,892	\$2,324,892
SUBTOTAL, MOF (GENERAL REVENUE FUNDS)		\$1,921,059	\$1,622,271	\$2,208,647	\$2,324,892	\$2,324,892

730 University of Houston

GOAL: 3 Provide Non-formula Support
OBJECTIVE: 2 Research
STRATEGY: 2 Energy Research Cluster

Service Categories:

Service: 21 Income: A.2 Age: B.3

CODE	DESCRIPTION	Exp 2019	Est 2020	Bud 2021	BL 2022	BL 2023
TOTAL, METHOD OF FINANCE (INCLUDING RIDERS)					\$2,324,892	\$2,324,892
TOTAL, METHOD OF FINANCE (EXCLUDING RIDERS)		\$1,921,059	\$1,622,271	\$2,208,647	\$2,324,892	\$2,324,892
FULL TIME EQUIVALENT POSITIONS:		13.5	23.0	54.0	54.0	54.0

STRATEGY DESCRIPTION AND JUSTIFICATION:

UH has established the Research Preeminence: 50 in 5 Initiative to increase visibility as a nationally recognized research university, with a goal of increasing all forms of scholarly output, including research expenditures, by 50% in 5 years. Reaching these objectives should produce outcomes associated with membership in the prestigious Association of American Universities (AAU). We use non-formula funding to support UH interdisciplinary programs in energy including the Advanced Manufacturing Institute (AMI) & the Texas Center for Superconductivity at UH (TcSUH). Investments in these research & training programs enable the university to leverage external funding from industry & the federal government to (1) propel UH to the next level of research success in energy sciences with extensions to health; (2) facilitate training of the next generation of scientists & engineers, who, in turn, will create new businesses & jobs; (3) support the university's partnerships with major economic sectors in the Houston region, in particular the energy industry & the Texas Medical Center. The research in AMI & TcSUH is collaborative, drawing on both its researchers' diverse strengths & the university's location in the global energy capital, aiming to solve some of the world's greatest energy & health challenges & provide leadership & vision to industry & government. In FY 2017, the university's total research expenditures in energy programs totaled \$34.48 million.

EXTERNAL/INTERNAL FACTORS IMPACTING STRATEGY:

730 University of Houston

GOAL: 3 Provide Non-formula Support

OBJECTIVE: 2 Research

STRATEGY: 2 Energy Research Cluster

Service Categories:

Service: 21

Income: A.2

Age: B.3

CODE	DESCRIPTION	Exp 2019	Est 2020	Bud 2021	BL 2022	BL 2023
------	-------------	----------	----------	----------	---------	---------

The state of Texas has recognized that increasing the number of nationally competitive research universities is critical to the state's economic future. With more preeminent research universities, Texas will draw more top students, scientists and scholars to the state; improve the quality of its workforce, particularly in the sciences and engineering; and facilitate research partnerships with industry that lead to economic development. In 2011, the Carnegie Foundation for the Advancement of Teaching classified the University of Houston as a Tier One research institution. In 2012 UH was identified as a Top American Research University by the Center for Measuring University Performance. Higher goals can be reached through the 50 in 5 Initiative. These achievements would not have been possible without strong financial support from the state, including funding for the university's energy research programs appropriated through this special item. To continue its drive for research preeminence, and to maximize the impact of its research programs on economic development, job creation, and student success (preparing the work force), UH needs continued special item support.

EXPLANATION OF BIENNIAL CHANGE (includes Rider amounts):

<u>STRATEGY BIENNIAL TOTAL - ALL FUNDS</u>		<u>BIENNIAL CHANGE</u>	<u>EXPLANATION OF BIENNIAL CHANGE</u>	
<u>Base Spending (Est 2020 + Bud 2021)</u>	<u>Baseline Request (BL 2022 + BL 2023)</u>		<u>\$ Amount</u>	<u>Explanation(s) of Amount (must specify MOFs and FTEs)</u>
\$3,830,918	\$4,649,784	\$818,866	\$818,866	Change is due to timing of expenditures
			\$818,866	Total of Explanation of Biennial Change

3.A. Strategy Request
87th Regular Session, Agency Submission, Version 1
Automated Budget and Evaluation System of Texas (ABEST)

10/22/2020 9:40:30AM

730 University of Houston

GOAL: 3 Provide Non-formula Support

OBJECTIVE: 2 Research

Service Categories:

STRATEGY: 3 William P. Hobby School of Public Affairs

Service: 19

Income: A.2

Age: B.3

CODE	DESCRIPTION	Exp 2019	Est 2020	Bud 2021	BL 2022	BL 2023
Objects of Expense:						
1001	SALARIES AND WAGES	\$773,175	\$880,406	\$862,784	\$908,193	\$908,193
1005	FACULTY SALARIES	\$923,253	\$316,592	\$310,254	\$326,583	\$326,583
1010	PROFESSIONAL SALARIES	\$18,000	\$0	\$0	\$0	\$0
2001	PROFESSIONAL FEES AND SERVICES	\$0	\$44,616	\$43,723	\$46,024	\$46,024
2005	TRAVEL	\$1,847	\$6,183	\$6,059	\$6,378	\$6,378
2007	RENT - MACHINE AND OTHER	\$0	\$961	\$942	\$992	\$992
2009	OTHER OPERATING EXPENSE	\$153,350	\$2,103	\$2,060	\$2,169	\$2,169
3001	CLIENT SERVICES	\$(2,275)	\$0	\$0	\$0	\$0
TOTAL, OBJECT OF EXPENSE		\$1,867,350	\$1,250,861	\$1,225,822	\$1,290,339	\$1,290,339
Method of Financing:						
1	General Revenue Fund	\$1,867,350	\$1,250,861	\$1,225,822	\$1,290,339	\$1,290,339
SUBTOTAL, MOF (GENERAL REVENUE FUNDS)		\$1,867,350	\$1,250,861	\$1,225,822	\$1,290,339	\$1,290,339

730 University of Houston

GOAL: 3 Provide Non-formula Support

OBJECTIVE: 2 Research

STRATEGY: 3 William P. Hobby School of Public Affairs

Service Categories:

Service: 19

Income: A.2

Age: B.3

CODE	DESCRIPTION	Exp 2019	Est 2020	Bud 2021	BL 2022	BL 2023
TOTAL, METHOD OF FINANCE (INCLUDING RIDERS)					\$1,290,339	\$1,290,339
TOTAL, METHOD OF FINANCE (EXCLUDING RIDERS)		\$1,867,350	\$1,250,861	\$1,225,822	\$1,290,339	\$1,290,339
FULL TIME EQUIVALENT POSITIONS:		12.7	17.2	17.9	17.9	17.9

STRATEGY DESCRIPTION AND JUSTIFICATION:

The Hobby School of Public Affairs (HSPA) was established in 2016. The Master of Public Policy (MPP) program prepares graduate students for careers in the public and private sectors through the development of quantitative skills and knowledge of theory and ethics, the use of multidisciplinary technical abilities, summer internships, and teaching soft skills such as teamwork. The HSPA's current seven dual degree programs and accelerated 4+1 programs allow students the opportunity to earn quality degrees at a lower cost and in less time. The HSPA addresses the reality that Houston was the only major city in the nation without a public affairs school at a major public research university, and it leverages the city's diverse population, its status as an economic leader in the global economy, and its ability to serve as a laboratory for policy innovation. Through real-world research projects, graduate student training, undergraduate internship and professional training programs, community partnerships, conferences, workshops and special events, HSPA connects decision makers with objective analyses and graduates appropriate for serving local, state, and national entities within the public realm and the private sector. HSPA's distinctive education, research and outreach mission allows for new avenues for private funding and federal grants.

EXTERNAL/INTERNAL FACTORS IMPACTING STRATEGY:

730 University of Houston

GOAL: 3 Provide Non-formula Support

OBJECTIVE: 2 Research

Service Categories:

STRATEGY: 3 William P. Hobby School of Public Affairs

Service: 19

Income: A.2

Age: B.3

CODE	DESCRIPTION	Exp 2019	Est 2020	Bud 2021	BL 2022	BL 2023
------	-------------	----------	----------	----------	---------	---------

A report by the McKinsey Global Institute states there is a shortage of 140,000 to 190,000 people with advanced analytical skills and a lack of 1.5 million managers and analysts with the skills to analyze data to make effective decisions. Funding for HSPA ensures that the demand for an appropriately trained workforce is met. Without special item funding, HSPA would terminate much of its present research and other on-going projects such as the National Science Foundation (NSF) funded longitudinal study on the impact of Hurricane Harvey, and would not be able to meet its research obligations with its partners or obtain grants from funding entities such as the NSF. Additional dual degree programs would be delayed or abandoned. Education, training and leadership programs in Houston, Austin and Washington would be curtailed or abolished, decreasing public service and employment opportunities for undergraduate and graduate students, as well as providing governments with highly trained staff. Community partnerships and projects would be discontinued. The nationally accredited Certified Public Manager Program would cease at UH and in the Houston area. The elimination of HSPA's major programs would result in a multi-million dollar loss of private funding of its unique programs as well as positive visibility for UH, Houston and the state of Texas.

EXPLANATION OF BIENNIAL CHANGE (includes Rider amounts):

<u>STRATEGY BIENNIAL TOTAL - ALL FUNDS</u>		<u>BIENNIAL CHANGE</u>	<u>EXPLANATION OF BIENNIAL CHANGE</u>	
<u>Base Spending (Est 2020 + Bud 2021)</u>	<u>Baseline Request (BL 2022 + BL 2023)</u>		<u>\$ Amount</u>	<u>Explanation(s) of Amount (must specify MOFs and FTEs)</u>
\$2,476,683	\$2,580,678	\$103,995	\$103,995	Change is due to timing of expenditures
			\$103,995	Total of Explanation of Biennial Change

3.A. Strategy Request
87th Regular Session, Agency Submission, Version 1
Automated Budget and Evaluation System of Texas (ABEST)

10/22/2020 9:40:30AM

730 University of Houston

GOAL: 3 Provide Non-formula Support

OBJECTIVE: 3 Public Service

STRATEGY: 1 University of Houston Small Business Development Center

Service Categories:

Service: 13

Income: A.2

Age: B.3

CODE	DESCRIPTION	Exp 2019	Est 2020	Bud 2021	BL 2022	BL 2023
Objects of Expense:						
1001	SALARIES AND WAGES	\$1,889,703	\$1,655,024	\$1,795,973	\$1,890,498	\$1,890,498
1010	PROFESSIONAL SALARIES	\$149,425	\$114,213	\$123,940	\$130,463	\$130,463
2001	PROFESSIONAL FEES AND SERVICES	\$12,611	\$18,452	\$20,022	\$21,076	\$21,076
2003	CONSUMABLE SUPPLIES	\$12,295	\$6,381	\$6,925	\$7,289	\$7,289
2004	UTILITIES	\$27,472	\$25,069	\$27,204	\$28,636	\$28,636
2007	RENT - MACHINE AND OTHER	\$38,635	\$26,564	\$28,826	\$30,344	\$30,344
2009	OTHER OPERATING EXPENSE	\$54,959	\$99,274	\$107,729	\$113,398	\$113,398
5000	CAPITAL EXPENDITURES	\$1,975	\$0	\$0	\$0	\$0
TOTAL, OBJECT OF EXPENSE		\$2,187,075	\$1,944,977	\$2,110,619	\$2,221,704	\$2,221,704
Method of Financing:						
1	General Revenue Fund	\$2,187,075	\$1,944,977	\$2,110,619	\$2,221,704	\$2,221,704
SUBTOTAL, MOF (GENERAL REVENUE FUNDS)		\$2,187,075	\$1,944,977	\$2,110,619	\$2,221,704	\$2,221,704

730 University of Houston

GOAL: 3 Provide Non-formula Support
OBJECTIVE: 3 Public Service
STRATEGY: 1 University of Houston Small Business Development Center

Service Categories:
Service: 13 Income: A.2 Age: B.3

CODE	DESCRIPTION	Exp 2019	Est 2020	Bud 2021	BL 2022	BL 2023
TOTAL, METHOD OF FINANCE (INCLUDING RIDERS)					\$2,221,704	\$2,221,704
TOTAL, METHOD OF FINANCE (EXCLUDING RIDERS)		\$2,187,075	\$1,944,977	\$2,110,619	\$2,221,704	\$2,221,704
FULL TIME EQUIVALENT POSITIONS:		30.7	33.1	41.7	41.7	41.7

STRATEGY DESCRIPTION AND JUSTIFICATION:

The University of Houston Small Business Development Center was established in 1984 under a cooperative agreement with the US Small Business Administration. As one of the preeminent SBDCs in the country and a flagship of small business assistance in Texas, the UH SBDC's central focus is providing quality assistance to the small business community by increasing growth and survivability. The UH SBDC accomplishes its mission by providing free one-on-one business counseling, low-cost business seminars, government procurement assistance, international trade, and technology development. The UH SBDC has had a very successful positive economic impact on Houston and the surrounding communities, particularly in the area of job creation. An annual independent impact study completed in 2017 for businesses assisted in 2015 showed that clients who received five or more hours of counseling from the SBDC generated over \$303.1 million in new sales and 4,923 new jobs. In addition, the same survey indicated that SBDC assistance helped clients obtain \$171.9 million in start-up and expansion capital, and generate new tax revenues of \$38.5 million, of which \$25.8 million went to the State of Texas.

EXTERNAL/INTERNAL FACTORS IMPACTING STRATEGY:

730 University of Houston

GOAL: 3 Provide Non-formula Support

OBJECTIVE: 3 Public Service

STRATEGY: 1 University of Houston Small Business Development Center

Service Categories:

Service: 13 Income: A.2 Age: B.3

CODE	DESCRIPTION	Exp 2019	Est 2020	Bud 2021	BL 2022	BL 2023
------	-------------	----------	----------	----------	---------	---------

The Small Business Development Center special line item funding is used as a cash match to federal contracts. Without this funding from the State, over \$3 million in federal funds and approximately \$1.2 million in other local community funds and program income would be lost annually. State and local economic impact in terms of job creation and tax revenues due to the loss of SBDC services would be felt in the Houston-Galveston area as well as in the surrounding communities served by our 10 university and community college network partners.

The loss of SBDC services to the Houston and Gulf Coast business communities would have a dramatic negative impact as start-up entrepreneurs and existing business owners throughout our 32 county territory would be unable to access low-cost professional business services impacting sales growth, job creation, and capital expansion. The combination of the above factors would cause declining tax revenues and job expansion, with our two most recent impact studies suggesting possible cumulative loss of approximately \$52 million in state tax revenues as well as approximately 10,000 new jobs over the biennium.

EXPLANATION OF BIENNIAL CHANGE (includes Rider amounts):

<u>STRATEGY BIENNIAL TOTAL - ALL FUNDS</u>		<u>BIENNIAL CHANGE</u>	<u>EXPLANATION OF BIENNIAL CHANGE</u>	
<u>Base Spending (Est 2020 + Bud 2021)</u>	<u>Baseline Request (BL 2022 + BL 2023)</u>		<u>\$ Amount</u>	<u>Explanation(s) of Amount (must specify MOFs and FTEs)</u>
\$4,055,596	\$4,443,408	\$387,812	\$387,812	Change is due to timing of expenditures
			\$387,812	Total of Explanation of Biennial Change

3.A. Strategy Request
87th Regular Session, Agency Submission, Version 1
Automated Budget and Evaluation System of Texas (ABEST)

10/22/2020 9:40:30AM

730 University of Houston

GOAL: 3 Provide Non-formula Support
OBJECTIVE: 3 Public Service
STRATEGY: 2 Health Sciences Research Cluster

Service Categories:

Service: 21 Income: A.2 Age: B.3

CODE	DESCRIPTION	Exp 2019	Est 2020	Bud 2021	BL 2022	BL 2023
Objects of Expense:						
1001	SALARIES AND WAGES	\$1,247,594	\$1,070,186	\$896,720	\$943,915	\$943,915
1002	OTHER PERSONNEL COSTS	\$0	\$11,090	\$9,293	\$9,782	\$9,782
1005	FACULTY SALARIES	\$131,848	\$83,810	\$70,226	\$73,922	\$73,922
1010	PROFESSIONAL SALARIES	\$516,928	\$442,972	\$371,171	\$390,707	\$390,707
2001	PROFESSIONAL FEES AND SERVICES	\$341	\$18,489	\$15,492	\$16,308	\$16,308
2003	CONSUMABLE SUPPLIES	\$902	\$6,612	\$5,541	\$5,832	\$5,832
2009	OTHER OPERATING EXPENSE	\$12,476	\$5,270	\$4,415	\$4,648	\$4,648
3001	CLIENT SERVICES	\$5,000	\$0	\$0	\$0	\$0
TOTAL, OBJECT OF EXPENSE		\$1,915,089	\$1,638,429	\$1,372,858	\$1,445,114	\$1,445,114
Method of Financing:						
1	General Revenue Fund	\$1,915,089	\$1,638,429	\$1,372,858	\$1,445,114	\$1,445,114
SUBTOTAL, MOF (GENERAL REVENUE FUNDS)		\$1,915,089	\$1,638,429	\$1,372,858	\$1,445,114	\$1,445,114

730 University of Houston

GOAL: 3 Provide Non-formula Support
OBJECTIVE: 3 Public Service
STRATEGY: 2 Health Sciences Research Cluster

Service Categories:

Service: 21 Income: A.2 Age: B.3

CODE	DESCRIPTION	Exp 2019	Est 2020	Bud 2021	BL 2022	BL 2023
TOTAL, METHOD OF FINANCE (INCLUDING RIDERS)					\$1,445,114	\$1,445,114
TOTAL, METHOD OF FINANCE (EXCLUDING RIDERS)		\$1,915,089	\$1,638,429	\$1,372,858	\$1,445,114	\$1,445,114
FULL TIME EQUIVALENT POSITIONS:		25.1	22.0	27.0	27.0	27.0

STRATEGY DESCRIPTION AND JUSTIFICATION:

UH has established the Research Preeminence: 50 in 5 Initiative to increase visibility as a nationally recognized research university, with a goal of increasing all forms of scholarly output, including research expenditures, by 50% in 5 years. Reaching these objectives should produce outcomes associated with membership in the prestigious Association of American Universities. We use non-formula funding to support UH interdisciplinary programs in health, including the Health Research Institute & Animal Care Operations. These investments enable UH to leverage external funding from industry & government to: (1) propel faculty to the next level of health research success; (2) train the next generation of scientists & engineers, who, in turn, will create new businesses & jobs; (3) support student success through training outside the classroom. Health Sciences funding supports the infrastructure & operations behind UH health-related research programs that addresses biological, behavioral, psychological & social determinants of health affecting Houston & Texas. Through equitable partnerships with community stakeholders, elected officials & university-wide research initiatives we are taking a multilevel approach (e.g., individual, interpersonal, community, societal) to developing new technologies, discover novel treatments & disseminating prevention strategies. In FY17, the university's total research expenditures in health sciences totaled \$42.25M.

EXTERNAL/INTERNAL FACTORS IMPACTING STRATEGY:

730 University of Houston

GOAL: 3 Provide Non-formula Support
OBJECTIVE: 3 Public Service
STRATEGY: 2 Health Sciences Research Cluster

Service Categories:

Service: 21 Income: A.2 Age: B.3

CODE	DESCRIPTION	Exp 2019	Est 2020	Bud 2021	BL 2022	BL 2023
------	-------------	----------	----------	----------	---------	---------

The state of Texas has recognized that increasing the number of nationally competitive research universities is critical to the state's economic future. With more preeminent research universities, Texas will draw more top students, scientists and scholars to the state; improve the quality of its workforce, particularly in the sciences and engineering; and facilitate research partnerships with industry that lead to economic development. In 2011, the Carnegie Foundation for the Advancement of Teaching classified the University of Houston as a Tier One research institution. In 2012 UH was identified as a Top American Research University by the Center for Measuring University Performance. Higher goals can be reached through the 50 in 5 Initiative. These achievements would not have been possible without strong financial support from the state, including funding for the university's health sciences research programs appropriated through this special item. To continue its drive for research preeminence, and to maximize the impact of its research programs on economic development, job creation, and student success (preparing the work force), UH needs continued special item support.

EXPLANATION OF BIENNIAL CHANGE (includes Rider amounts):

<u>STRATEGY BIENNIAL TOTAL - ALL FUNDS</u>		<u>BIENNIAL CHANGE</u>	<u>EXPLANATION OF BIENNIAL CHANGE</u>	
<u>Base Spending (Est 2020 + Bud 2021)</u>	<u>Baseline Request (BL 2022 + BL 2023)</u>		<u>\$ Amount</u>	<u>Explanation(s) of Amount (must specify MOFs and FTEs)</u>
\$3,011,287	\$2,890,228	\$(121,059)	\$(121,059)	Change is due to timing of expenditures
			\$(121,059)	Total of Explanation of Biennial Change

730 University of Houston

GOAL: 3 Provide Non-formula Support

OBJECTIVE: 3 Public Service

STRATEGY: 3 Education and Community Advancement

Service Categories:

Service: 18

Income: A.2

Age: B.1

CODE	DESCRIPTION	Exp 2019	Est 2020	Bud 2021	BL 2022	BL 2023
Objects of Expense:						
1001	SALARIES AND WAGES	\$370,792	\$212,901	\$234,828	\$247,188	\$247,188
1005	FACULTY SALARIES	\$489,212	\$366,612	\$404,369	\$425,652	\$425,652
1010	PROFESSIONAL SALARIES	\$96,624	\$66,787	\$73,665	\$77,541	\$77,541
2007	RENT - MACHINE AND OTHER	\$0	\$35	\$39	\$41	\$41
2009	OTHER OPERATING EXPENSE	\$359	\$0	\$0	\$0	\$0
TOTAL, OBJECT OF EXPENSE		\$956,987	\$646,335	\$712,901	\$750,422	\$750,422
Method of Financing:						
1	General Revenue Fund	\$956,987	\$646,335	\$712,901	\$750,422	\$750,422
SUBTOTAL, MOF (GENERAL REVENUE FUNDS)		\$956,987	\$646,335	\$712,901	\$750,422	\$750,422
TOTAL, METHOD OF FINANCE (INCLUDING RIDERS)					\$750,422	\$750,422
TOTAL, METHOD OF FINANCE (EXCLUDING RIDERS)		\$956,987	\$646,335	\$712,901	\$750,422	\$750,422
FULL TIME EQUIVALENT POSITIONS:		13.8	9.0	7.0	7.0	7.0

730 University of Houston

GOAL: 3 Provide Non-formula Support

OBJECTIVE: 3 Public Service

STRATEGY: 3 Education and Community Advancement

Service Categories:

Service: 18

Income: A.2

Age: B.1

CODE	DESCRIPTION	Exp 2019	Est 2020	Bud 2021	BL 2022	BL 2023
------	-------------	----------	----------	----------	---------	---------

STRATEGY DESCRIPTION AND JUSTIFICATION:

UH has developed education and community advancement programs that address the major challenges facing our cities and state. Community advancement is also central to the university's goals: UH will commit to fulfilling regional and state workforce needs while becoming the primary engine of social, economic, and intellectual development.

Funding primarily supports teachHouston and various public policy outreach programs. teachHouston is the University's STEM teacher preparation program. A collaboration between the College of Natural Sciences and Mathematics, the College of Education, and local school districts, the program aims to combat the shortage of qualified math and science teachers. To date, teachHOUSTON has graduated 258 teachers. Annually, 90% of our graduates enter teaching, of which 95% remain in the Greater Houston Area, most in high-need schools. The Center for Public Policy and key Hobby School programs serve the Houston region and the state of Texas through research, public service training and community outreach. Through research projects, undergraduate internship programs, a management program for mid-career professionals, community partnerships, workshops and special events, these programs connect decision makers with objective analyses and graduates appropriate for serving local, state and national entities. More than 1600 students have completed internships, and many now serve in key positions in government and the private sector.

EXTERNAL/INTERNAL FACTORS IMPACTING STRATEGY:

730 University of Houston

GOAL: 3 Provide Non-formula Support

OBJECTIVE: 3 Public Service Service Categories:

STRATEGY: 3 Education and Community Advancement Service: 18 Income: A.2 Age: B.1

CODE	DESCRIPTION	Exp 2019	Est 2020	Bud 2021	BL 2022	BL 2023
------	-------------	----------	----------	----------	---------	---------

Currently, many students are not being taught by teachers qualified to teach in STEM content areas. Furthermore, half of Houston ISD teachers leave the profession within four years. As 80% of jobs will require STEM skills, the need for a diversified and expansive STEM workforce must include individuals from underserved populations. teachHOUSTON answers this need by preparing highly qualified STEM teachers from diverse backgrounds.

The Center for Public Policy produces social science research to assist decision makers and community leaders through reports and public presentations on topics ranging from gentrification in the Third Ward to demographic and economic forecasts. Longitudinal studies such as the study on Hurricane Harvey's impact measures how people are affected by government policies. The impact of Hobby Fellows, Leland Fellows and the Civic Houston Internship Program is found not only in the number of interns but alumni including elected officials as well as government staff. Community advancement projects such as public lectures and training programs appeal to the general public and serve as a bridge between community and university.

EXPLANATION OF BIENNIAL CHANGE (includes Rider amounts):

<u>STRATEGY BIENNIAL TOTAL - ALL FUNDS</u>		<u>BIENNIAL CHANGE</u>	<u>EXPLANATION OF BIENNIAL CHANGE</u>	
<u>Base Spending (Est 2020 + Bud 2021)</u>	<u>Baseline Request (BL 2022 + BL 2023)</u>		<u>\$ Amount</u>	<u>Explanation(s) of Amount (must specify MOFs and FTEs)</u>
\$1,359,236	\$1,500,844	\$141,608	\$141,608	Change is due to timing of expenditures
			\$141,608	Total of Explanation of Biennial Change

730 University of Houston

GOAL: 3 Provide Non-formula Support
OBJECTIVE: 3 Public Service
STRATEGY: 4 Partnership for Multicultural Success

Service Categories:

Service: 19 Income: A.2 Age: B.3

CODE	DESCRIPTION	Exp 2019	Est 2020	Bud 2021	BL 2022	BL 2023
Objects of Expense:						
1001	SALARIES AND WAGES	\$0	\$74,817	\$454,747	\$478,681	\$478,681
1005	FACULTY SALARIES	\$0	\$81,135	\$493,145	\$519,100	\$519,100
2001	PROFESSIONAL FEES AND SERVICES	\$0	\$1,015	\$6,167	\$6,491	\$6,491
2003	CONSUMABLE SUPPLIES	\$0	\$651	\$3,957	\$4,165	\$4,165
2005	TRAVEL	\$0	\$3,584	\$21,782	\$22,930	\$22,930
2007	RENT - MACHINE AND OTHER	\$0	\$420	\$2,552	\$2,686	\$2,686
2009	OTHER OPERATING EXPENSE	\$0	\$33,752	\$205,150	\$215,947	\$215,947
TOTAL, OBJECT OF EXPENSE		\$0	\$195,374	\$1,187,500	\$1,250,000	\$1,250,000
Method of Financing:						
1	General Revenue Fund	\$0	\$195,374	\$1,187,500	\$1,250,000	\$1,250,000
SUBTOTAL, MOF (GENERAL REVENUE FUNDS)		\$0	\$195,374	\$1,187,500	\$1,250,000	\$1,250,000
TOTAL, METHOD OF FINANCE (INCLUDING RIDERS)					\$1,250,000	\$1,250,000
TOTAL, METHOD OF FINANCE (EXCLUDING RIDERS)		\$0	\$195,374	\$1,187,500	\$1,250,000	\$1,250,000
FULL TIME EQUIVALENT POSITIONS:		0.0	3.8	47.0	47.0	47.0

730 University of Houston

GOAL: 3 Provide Non-formula Support
OBJECTIVE: 3 Public Service
STRATEGY: 4 Partnership for Multicultural Success

Service Categories:

Service: 19 Income: A.2 Age: B.3

CODE	DESCRIPTION	Exp 2019	Est 2020	Bud 2021	BL 2022	BL 2023
------	-------------	----------	----------	----------	---------	---------

STRATEGY DESCRIPTION AND JUSTIFICATION:

The Partnership for Multicultural Success will offer the following activities: 1) improving academic outcomes in minority communities (e.g. high school graduation/college enrollment rates, scholarships, etc.); 2) community engagement (e.g. lectures, festivals, and cultural events); 3) scholarly research (e.g. symposiums, publications, and scholars-in-residence); 4) professional development (e.g. internships, certification programs, mentoring); and 5) academic enrichment (e.g. courses, study abroad, etc.).

EXTERNAL/INTERNAL FACTORS IMPACTING STRATEGY:

UH is home to several programs including Mexican-American, Asian-American and African-American Studies that focus on the vibrant cultures of our city, state, and world. Houston is a diverse, global city and international business hub. The University of Houston's student population reflects this reality: no ethnic group constitutes a majority of our students, and 1 in 10 is international.

EXPLANATION OF BIENNIAL CHANGE (includes Rider amounts):

<u>STRATEGY BIENNIAL TOTAL - ALL FUNDS</u>		<u>BIENNIAL CHANGE</u>	<u>EXPLANATION OF BIENNIAL CHANGE</u>	
<u>Base Spending (Est 2020 + Bud 2021)</u>	<u>Baseline Request (BL 2022 + BL 2023)</u>		<u>\$ Amount</u>	<u>Explanation(s) of Amount (must specify MOFs and FTEs)</u>
\$1,382,874	\$2,500,000	\$1,117,126	\$1,117,126	Change is due to timing of expenditures
			<u>\$1,117,126</u>	Total of Explanation of Biennial Change

3.A. Strategy Request
87th Regular Session, Agency Submission, Version 1
Automated Budget and Evaluation System of Texas (ABEST)

10/22/2020 9:40:30AM

730 University of Houston

GOAL: 3 Provide Non-formula Support
OBJECTIVE: 4 Institutional Support
STRATEGY: 1 Institutional Enhancement

Service Categories:

Service: 19 Income: A.2 Age: B.3

CODE	DESCRIPTION	Exp 2019	Est 2020	Bud 2021	BL 2022	BL 2023
Objects of Expense:						
2009	OTHER OPERATING EXPENSE	\$18,086	\$5,854	\$6,165	\$3,349	\$3,349
3001	CLIENT SERVICES	\$0	\$0	\$0	\$7,729,295	\$7,729,295
TOTAL, OBJECT OF EXPENSE		\$18,086	\$5,854	\$6,165	\$7,732,644	\$7,732,644
Method of Financing:						
1	General Revenue Fund	\$0	\$0	\$0	\$7,729,295	\$7,729,295
SUBTOTAL, MOF (GENERAL REVENUE FUNDS)		\$0	\$0	\$0	\$7,729,295	\$7,729,295
Method of Financing:						
802	Lic Plate Trust Fund No. 0802, est	\$18,086	\$5,854	\$6,165	\$3,349	\$3,349
SUBTOTAL, MOF (OTHER FUNDS)		\$18,086	\$5,854	\$6,165	\$3,349	\$3,349
TOTAL, METHOD OF FINANCE (INCLUDING RIDERS)					\$7,732,644	\$7,732,644
TOTAL, METHOD OF FINANCE (EXCLUDING RIDERS)		\$18,086	\$5,854	\$6,165	\$7,732,644	\$7,732,644
FULL TIME EQUIVALENT POSITIONS:		0.0				

730 University of Houston

GOAL: 3 Provide Non-formula Support
OBJECTIVE: 4 Institutional Support
STRATEGY: 1 Institutional Enhancement

Service Categories:

Service: 19 Income: A.2 Age: B.3

CODE	DESCRIPTION	Exp 2019	Est 2020	Bud 2021	BL 2022	BL 2023
------	-------------	----------	----------	----------	---------	---------

STRATEGY DESCRIPTION AND JUSTIFICATION:

Institutional enhancement resources are used to fund the core operations of the university, including the delivery of instruction, support for students, support for the university's research activities and general administration. They are essential to achievement of the university's goals and its effective operation.

EXTERNAL/INTERNAL FACTORS IMPACTING STRATEGY:

EXPLANATION OF BIENNIAL CHANGE (includes Rider amounts):

<u>STRATEGY BIENNIAL TOTAL - ALL FUNDS</u>		<u>BIENNIAL CHANGE</u>	<u>EXPLANATION OF BIENNIAL CHANGE</u>	
<u>Base Spending (Est 2020 + Bud 2021)</u>	<u>Baseline Request (BL 2022 + BL 2023)</u>		<u>\$ Amount</u>	<u>Explanation(s) of Amount (must specify MOFs and FTEs)</u>
\$12,019	\$15,465,288	\$15,453,269	\$15,453,269	Formula funded strategies are not requested in 2022-2023 because amounts are not determined by institutions
			<u>\$15,453,269</u>	Total of Explanation of Biennial Change

730 University of Houston

GOAL: 3 Provide Non-formula Support

OBJECTIVE: 4 Institutional Support

STRATEGY: 2 Law School Building and Hobby Building

Service Categories:

Service: 19

Income: A.2

Age: B.3

CODE	DESCRIPTION	Exp 2019	Est 2020	Bud 2021	BL 2022	BL 2023
Objects of Expense:						
5000	CAPITAL EXPENDITURES	\$0	\$8,702,681	\$21,375,000	\$19,756,603	\$19,756,603
TOTAL, OBJECT OF EXPENSE		\$0	\$8,702,681	\$21,375,000	\$19,756,603	\$19,756,603
Method of Financing:						
1	General Revenue Fund	\$0	\$8,702,681	\$21,375,000	\$19,756,603	\$19,756,603
SUBTOTAL, MOF (GENERAL REVENUE FUNDS)		\$0	\$8,702,681	\$21,375,000	\$19,756,603	\$19,756,603
TOTAL, METHOD OF FINANCE (INCLUDING RIDERS)					\$19,756,603	\$19,756,603
TOTAL, METHOD OF FINANCE (EXCLUDING RIDERS)		\$0	\$8,702,681	\$21,375,000	\$19,756,603	\$19,756,603
FULL TIME EQUIVALENT POSITIONS:		0.0				
STRATEGY DESCRIPTION AND JUSTIFICATION:						

730 University of Houston

GOAL: 3 Provide Non-formula Support
OBJECTIVE: 4 Institutional Support
STRATEGY: 2 Law School Building and Hobby Building

Service Categories:
Service: 19 Income: A.2 Age: B.3

CODE	DESCRIPTION	Exp 2019	Est 2020	Bud 2021	BL 2022	BL 2023
------	-------------	----------	----------	----------	---------	---------

Maintaining quality in our classrooms, laboratories, libraries and equipment is critical to achieving the University of Houston's goals of academic and research excellence. And as the number of students and faculty on campus grows, so too does the need for expanded and better infrastructure. The quality of facilities will be a particular challenge for UH in the coming years. A facilities condition audit has revealed major renovation and maintenance needs that the university must address. These include general maintenance and repair of campus buildings, as well as repurposing of facilities that are no longer suitable for their intended use. Funding capital construction projects either through direct appropriation or through tuition revenue bonds is vital for addressing some of these needs. This funding will specifically allow UH to meet the needs of students in the Law Center and the Hobby School of Public Affairs.

EXTERNAL/INTERNAL FACTORS IMPACTING STRATEGY:

Growth of enrollment in the School of Law and the Hobby School of Public Affairs.

EXPLANATION OF BIENNIAL CHANGE (includes Rider amounts):

<u>STRATEGY BIENNIAL TOTAL - ALL FUNDS</u>		<u>BIENNIAL CHANGE</u>	<u>EXPLANATION OF BIENNIAL CHANGE</u>	
<u>Base Spending (Est 2020 + Bud 2021)</u>	<u>Baseline Request (BL 2022 + BL 2023)</u>		<u>\$ Amount</u>	<u>Explanation(s) of Amount (must specify MOFs and FTEs)</u>
\$30,077,681	\$39,513,206	\$9,435,525	\$9,435,525	Change is due to timing of expenditures
			<u>\$9,435,525</u>	Total of Explanation of Biennial Change

3.A. Strategy Request
87th Regular Session, Agency Submission, Version 1
Automated Budget and Evaluation System of Texas (ABEST)

10/22/2020 9:40:30AM

730 University of Houston

GOAL: 5 Research Funds
OBJECTIVE: 3 Core Research Support
STRATEGY: 1 Core Research Support

Service Categories:

Service: 19 Income: A.2 Age: B.3

CODE	DESCRIPTION	Exp 2019	Est 2020	Bud 2021	BL 2022	BL 2023
Objects of Expense:						
1001	SALARIES AND WAGES	\$3,108,905	\$3,449,206	\$4,131,092	\$0	\$0
1005	FACULTY SALARIES	\$4,549,568	\$5,002,740	\$5,991,749	\$0	\$0
1010	PROFESSIONAL SALARIES	\$0	\$106,071	\$127,040	\$0	\$0
2001	PROFESSIONAL FEES AND SERVICES	\$71,117	\$79,195	\$94,851	\$0	\$0
2003	CONSUMABLE SUPPLIES	\$100,420	\$13,400	\$16,049	\$0	\$0
2004	UTILITIES	\$7,356	\$0	\$0	\$0	\$0
2006	RENT - BUILDING	\$1,511,616	\$135,977	\$162,858	\$0	\$0
2009	OTHER OPERATING EXPENSE	\$597,621	\$304,506	\$364,706	\$0	\$0
5000	CAPITAL EXPENDITURES	\$727,859	\$14,174	\$16,976	\$0	\$0
TOTAL, OBJECT OF EXPENSE		\$10,674,462	\$9,105,269	\$10,905,321	\$0	\$0
Method of Financing:						
1	General Revenue Fund	\$10,674,462	\$9,105,269	\$10,905,321	\$0	\$0
SUBTOTAL, MOF (GENERAL REVENUE FUNDS)		\$10,674,462	\$9,105,269	\$10,905,321	\$0	\$0

730 University of Houston

GOAL:	5	Research Funds	
OBJECTIVE:	3	Core Research Support	Service Categories:
STRATEGY:	1	Core Research Support	Service: 19 Income: A.2 Age: B.3

CODE	DESCRIPTION	Exp 2019	Est 2020	Bud 2021	BL 2022	BL 2023
TOTAL, METHOD OF FINANCE (INCLUDING RIDERS)					\$0	\$0
TOTAL, METHOD OF FINANCE (EXCLUDING RIDERS)		\$10,674,462	\$9,105,269	\$10,905,321	\$0	\$0
FULL TIME EQUIVALENT POSITIONS:		49.6	59.5	58.0	0.0	0.0

STRATEGY DESCRIPTION AND JUSTIFICATION:

The Core Research Support Fund is established to provide funding to promote increased research capacity at those institutions designated as an emerging research university under the Higher Education Coordinating Board's (THECB) accountability system.

Funding is to be expended for the support and maintenance of educational and general activities, including research and student services, that promote increased research capacity.

A legislatively determined amount of funding is appropriated to eligible institutions as follows : (1) 50 percent based on the average amount of restricted research funds expended by each institution per year for the three preceding state fiscal years as reported to THECB; and (2) 50 percent based on the average amount of total research funds expended by each institution per year for the three preceding state fiscal years as reported to THECB.

EXTERNAL/INTERNAL FACTORS IMPACTING STRATEGY:

These funds support increased research capacity and are distributed on a formula basis.

3.A. Strategy Request
87th Regular Session, Agency Submission, Version 1
Automated Budget and Evaluation System of Texas (ABEST)

10/22/2020 9:40:30AM

730 University of Houston

GOAL: 5 Research Funds
OBJECTIVE: 3 Core Research Support
STRATEGY: 1 Core Research Support

Service Categories:
Service: 19 Income: A.2 Age: B.3

CODE	DESCRIPTION	Exp 2019	Est 2020	Bud 2021	BL 2022	BL 2023
------	-------------	----------	----------	----------	---------	---------

EXPLANATION OF BIENNIAL CHANGE (includes Rider amounts):

<u>STRATEGY BIENNIAL TOTAL - ALL FUNDS</u>		<u>BIENNIAL</u>	<u>EXPLANATION OF BIENNIAL CHANGE</u>	
<u>Base Spending (Est 2020 + Bud 2021)</u>	<u>Baseline Request (BL 2022 + BL 2023)</u>	<u>CHANGE</u>	<u>\$ Amount</u>	<u>Explanation(s) of Amount (must specify MOFs and FTEs)</u>
\$20,010,590	\$0	\$(20,010,590)	\$(20,010,590)	Formula funded strategies are not requested in 2022-2023 because amounts are not determined by institutions
			\$(20,010,590)	Total of Explanation of Biennial Change

3.A. Strategy Request
87th Regular Session, Agency Submission, Version 1
Automated Budget and Evaluation System of Texas (ABEST)

10/22/2020 9:40:30AM

730 University of Houston

GOAL: 8 Provide Non-formula Support for Medical School

OBJECTIVE: 1 Provide Instructional and Operations Support for Medical School

STRATEGY: 1 College Of Medicine

Service Categories:

Service: 19

Income: A.2

Age: B.3

CODE	DESCRIPTION	Exp 2019	Est 2020	Bud 2021	BL 2022	BL 2023
Objects of Expense:						
1001	SALARIES AND WAGES	\$0	\$1,846,749	\$2,472,342	\$2,602,465	\$2,602,465
1005	FACULTY SALARIES	\$0	\$6,763,168	\$5,900,764	\$6,211,331	\$6,211,331
2001	PROFESSIONAL FEES AND SERVICES	\$0	\$370,522	\$496,038	\$522,145	\$522,145
2003	CONSUMABLE SUPPLIES	\$0	\$23,186	\$31,040	\$32,673	\$32,673
2004	UTILITIES	\$0	\$10,553	\$14,128	\$14,872	\$14,872
2005	TRAVEL	\$0	\$24,035	\$32,177	\$33,871	\$33,871
2006	RENT - BUILDING	\$0	\$668	\$894	\$941	\$941
2007	RENT - MACHINE AND OTHER	\$0	\$74,352	\$99,539	\$104,777	\$104,777
2009	OTHER OPERATING EXPENSE	\$0	\$268,465	\$359,408	\$378,325	\$378,325
5000	CAPITAL EXPENDITURES	\$0	\$69,968	\$93,670	\$98,600	\$98,600
TOTAL, OBJECT OF EXPENSE		\$0	\$9,451,666	\$9,500,000	\$10,000,000	\$10,000,000
Method of Financing:						
1	General Revenue Fund	\$0	\$9,451,666	\$9,500,000	\$10,000,000	\$10,000,000
SUBTOTAL, MOF (GENERAL REVENUE FUNDS)		\$0	\$9,451,666	\$9,500,000	\$10,000,000	\$10,000,000

730 University of Houston

GOAL: 8 Provide Non-formula Support for Medical School

OBJECTIVE: 1 Provide Instructional and Operations Support for Medical School

STRATEGY: 1 College Of Medicine

Service Categories:

Service: 19

Income: A.2

Age: B.3

CODE	DESCRIPTION	Exp 2019	Est 2020	Bud 2021	BL 2022	BL 2023
TOTAL, METHOD OF FINANCE (INCLUDING RIDERS)					\$10,000,000	\$10,000,000
TOTAL, METHOD OF FINANCE (EXCLUDING RIDERS)		\$0	\$9,451,666	\$9,500,000	\$10,000,000	\$10,000,000
FULL TIME EQUIVALENT POSITIONS:		0.0	65.5	64.0	64.0	64.0

STRATEGY DESCRIPTION AND JUSTIFICATION:

The UH College of Medicine will be accountable for improving the overall health and healthcare of the population of not only Greater Houston but also other urban and rural areas of Texas that face significant doctor shortages by:

- Educating a diverse group of physicians who will provide compassionate, high-value (high quality at reasonable cost) care to patients, families and communities, with a focus on primary care and other needed physician specialties, such as psychiatry and general surgery.
- Conducting interdisciplinary research to find innovative solutions to problems in health and healthcare.
- Providing integrated, evidence-based, high-value care delivered to patients by inter-professional teams.
- Engaging, collaborating with, and empowering patient populations and community partners to improve their health and healthcare.

EXTERNAL/INTERNAL FACTORS IMPACTING STRATEGY:

730 University of Houston

GOAL: 8 Provide Non-formula Support for Medical School

OBJECTIVE: 1 Provide Instructional and Operations Support for Medical School

STRATEGY: 1 College Of Medicine

Service Categories:

Service: 19 Income: A.2 Age: B.3

CODE	DESCRIPTION	Exp 2019	Est 2020	Bud 2021	BL 2022	BL 2023
------	-------------	----------	----------	----------	---------	---------

- Received preliminary LCME accreditation February 2020
- First class admitted– 30 students admitted July 2020
- Completed search for all leadership positions, including naming the founding dean, and hiring all associate deans and department chairs
- Hired over 30 full time faculty
- Completed construction and outfitting of the initial classroom and lab space in our Health and Biomedical corridor.
- Construction has begun on permanent site with anticipated completion of Summer 2022
- Received SACS approval of medical degree August 2019
- Finalized agreement with HCA Houston Healthcare for residency partner fulfillment.

EXPLANATION OF BIENNIAL CHANGE (includes Rider amounts):

<u>STRATEGY BIENNIAL TOTAL - ALL FUNDS</u>		<u>BIENNIAL CHANGE</u>	<u>EXPLANATION OF BIENNIAL CHANGE</u>	
<u>Base Spending (Est 2020 + Bud 2021)</u>	<u>Baseline Request (BL 2022 + BL 2023)</u>		<u>\$ Amount</u>	<u>Explanation(s) of Amount (must specify MOFs and FTEs)</u>
\$18,951,666	\$20,000,000	\$1,048,334	\$1,048,334	Change is due to timing of expenditures
			\$1,048,334	Total of Explanation of Biennial
			Change	

3.A. Strategy Request
87th Regular Session, Agency Submission, Version 1
Automated Budget and Evaluation System of Texas (ABEST)

10/22/2020 9:40:30AM

730 University of Houston

GOAL: 10 Tobacco Funds
OBJECTIVE: 1 Tobacco Earnings for Research Service Categories:
STRATEGY: 1 Tobacco Earnings from the Permanent Health Fund for Higher Ed. No. 810 Service: 23 Income: A.2 Age: B.3

CODE	DESCRIPTION	Exp 2019	Est 2020	Bud 2021	BL 2022	BL 2023
Objects of Expense:						
1001	SALARIES AND WAGES	\$0	\$175,568	\$184,143	\$189,335	\$189,335
1002	OTHER PERSONNEL COSTS	\$0	\$44,885	\$47,078	\$48,405	\$48,405
1005	FACULTY SALARIES	\$0	\$12,433	\$13,408	\$13,408	\$13,408
2001	PROFESSIONAL FEES AND SERVICES	\$0	\$7,500	\$7,865	\$8,088	\$8,088
2003	CONSUMABLE SUPPLIES	\$0	\$1,703	\$1,786	\$1,837	\$1,837
2007	RENT - MACHINE AND OTHER	\$0	\$389,955	\$409,001	\$420,534	\$420,534
2009	OTHER OPERATING EXPENSE	\$0	\$270,066	\$282,889	\$291,243	\$291,243
5000	CAPITAL EXPENDITURES	\$0	\$117,904	\$123,663	\$127,150	\$127,150
TOTAL, OBJECT OF EXPENSE		\$0	\$1,020,014	\$1,069,833	\$1,100,000	\$1,100,000
Method of Financing:						
810	Perm Health Fund Higher Ed, est	\$0	\$1,020,014	\$1,069,833	\$1,100,000	\$1,100,000
SUBTOTAL, MOF (OTHER FUNDS)		\$0	\$1,020,014	\$1,069,833	\$1,100,000	\$1,100,000

730 University of Houston

GOAL: 10 Tobacco Funds
OBJECTIVE: 1 Tobacco Earnings for Research Service Categories:
STRATEGY: 1 Tobacco Earnings from the Permanent Health Fund for Higher Ed. No. 810 Service: 23 Income: A.2 Age: B.3

CODE	DESCRIPTION	Exp 2019	Est 2020	Bud 2021	BL 2022	BL 2023
TOTAL, METHOD OF FINANCE (INCLUDING RIDERS)					\$1,100,000	\$1,100,000
TOTAL, METHOD OF FINANCE (EXCLUDING RIDERS)		\$0	\$1,020,014	\$1,069,833	\$1,100,000	\$1,100,000
FULL TIME EQUIVALENT POSITIONS:		0.0				

STRATEGY DESCRIPTION AND JUSTIFICATION:

The permanent fund is established in the treasury outside the general revenue fund from money transferred at the direction of the legislature, gifts and grants contributed to the fund and returns received from investment of money in the fund. The corpus of the fund may not be used for any purpose. Earnings and gifts and grants may be appropriated and distributed to specified health-related institutions of higher education only for programs that benefit medical research, health education or treatment programs.

EXTERNAL/INTERNAL FACTORS IMPACTING STRATEGY:

As a result of the establishment of the University of Houston College of Medicine, the university now is the recipient of permanent health funds designated for Higher Education.

730 University of Houston

GOAL: 10 Tobacco Funds
OBJECTIVE: 1 Tobacco Earnings for Research Service Categories:
STRATEGY: 1 Tobacco Earnings from the Permanent Health Fund for Higher Ed. No. 810 Service: 23 Income: A.2 Age: B.3

CODE	DESCRIPTION	Exp 2019	Est 2020	Bud 2021	BL 2022	BL 2023
------	-------------	----------	----------	----------	---------	---------

EXPLANATION OF BIENNIAL CHANGE (includes Rider amounts):

<u>STRATEGY BIENNIAL TOTAL - ALL FUNDS</u>		<u>BIENNIAL CHANGE</u>	<u>EXPLANATION OF BIENNIAL CHANGE</u>	
<u>Base Spending (Est 2020 + Bud 2021)</u>	<u>Baseline Request (BL 2022 + BL 2023)</u>		<u>\$ Amount</u>	<u>Explanation(s) of Amount (must specify MOFs and FTEs)</u>
\$2,089,847	\$2,200,000	\$110,153	\$110,153	Change is due to the timing of expenditures
			<u>\$110,153</u>	Total of Explanation of Biennial Change

SUMMARY TOTALS:

OBJECTS OF EXPENSE:	\$233,999,103	\$263,360,130	\$306,017,130	\$74,926,901	\$74,926,901
METHODS OF FINANCE (INCLUDING RIDERS):				\$74,926,901	\$74,926,901
METHODS OF FINANCE (EXCLUDING RIDERS):	\$233,999,103	\$263,360,130	\$306,017,130	\$74,926,901	\$74,926,901
FULL TIME EQUIVALENT POSITIONS:	2,020.8	2,032.2	2,275.3	2,275.3	2,275.3

3.A.1. PROGRAM-LEVEL REQUEST SCHEDULE 87th Regular Session, Agency Submission, Version 1										
Agency Code: 730		Agency: University of Houston			Prepared By: Shabana Mohiuddin					
Date: 09-18-2020					20-21 Base	Requested 2022	Requested 2023	Biennial Total 22-23	Biennial Difference	
Goal	Goal Name	Strategy	Strategy Name	Program Name					\$	%
1 Instruction/Operations		1.11	Operations Support	Operations Support	\$403,037,142	\$0	\$0	\$0	(\$403,037,142)	-100.0%
		1.13	Staff Group Insurance	Staff Group Insurance	26,622,512	13,800,000	13,800,000	\$27,600,000	\$977,488	3.7%
		1.14	Workers' Compensation Insurance	Workers' Compensation	766,329	342,931	342,931	685,862	(\$80,467)	-10.5%
		1.16	Texas Public Education Grants	Texas Public Education C	16,358,551	7,962,589	7,962,589	15,925,178	(\$433,373)	-2.6%
Total Goal Instructional and Operations Support					446,784,534	22,105,520	22,105,520	44,211,040	(402,573,494)	-90.1%
2 Infrastructure Support		2.11	E&G Space Support	E&G Space Support	24,468,569			-	(\$24,468,569)	-100.0%
		2.13	Hurricane Harvey Damages	Hurricane Harvey Dama	3,440,437			-	(\$3,440,437)	-100.0%
Total Goal Infrastructure Support					\$27,909,006	\$0	\$0	\$0	(\$27,909,006)	-100.0%
3 Non-Formula Support		3.11	Pharmacy	Pharmacy	6,688,511	4,500,000	4,500,000	9,000,000	\$2,311,489	34.6%
		3.21	Complex System Research Cluster	Complex System Resear	736,812	449,663	449,663	899,326	\$162,514	22.1%
		3.22	Energy Research Cluster	Energy Research Cluster	3,830,918	2,324,892	2,324,892	4,649,784	\$818,866	21.4%
		3.23	Hobby School of Public Affairs	Hobby School of Public A	2,476,683	1,290,339	1,290,339	2,580,678	\$103,995	4.2%
		3.31	Small Business Development	Small Business Developr	4,055,596	2,221,704	2,221,704	4,443,408	\$387,812	9.6%
		3.32	Health Sciences Research Cluster	Health Sciences Researc	3,011,287	1,445,114	1,445,114	2,890,228	(\$121,059)	-4.0%
		3.33	Education & Community Advanceme	Education & Community	1,359,236	750,422	750,422	1,500,844	\$141,608	10.4%
		3.34	Partnership for Multicultural Success	Partnership for Multicul	1,382,874	1,250,000	1,250,000	2,500,000	\$1,117,126	80.8%
		3.41	Institutional Enhancement	Institutional Enhanceme	12,019	7,732,644	7,732,644	15,465,288	\$15,453,269	128573.7%
		3.42	Law School Building and Hobby Build	Law School Building and	30,077,681	19,756,603	19,756,603	39,513,206	\$9,435,525	31.4%
		3.51	Exceptonal Item Request	Exceptonal Item Request		32,291,187	32,291,186	64,582,373	\$64,582,373	100.0%
Total Goal Special Item Support					\$53,631,617	\$74,012,568	\$74,012,567	\$148,025,135	\$94,393,518	176.0%
5 Research Funds		5.31	Core Research Support	Core Research Support	20,010,590			-	(\$20,010,590)	-100.0%
Total Goal Research Support					\$20,010,590	\$0	\$0	\$0	(\$20,010,590)	-100.0%
8 Non-Formula Support for Medical School		8.11	College of Medicine	College of Medicine	18,951,666	10,000,000	10,000,000	20,000,000	1,048,334	5.5%
Total Goal Research Support					\$18,951,666	\$10,000,000	\$10,000,000	\$20,000,000	\$1,048,334	5.5%
10 Tobacco Funds		10.11	Tobacco Earnings from the Permane	Tobacco Earnings from t	2,089,847	1,100,000	1,100,000	2,200,000	\$110,153	5.3%
Total Goal Research Support					\$2,089,847	\$1,100,000	\$1,100,000	\$2,200,000	\$110,153	5.3%
Grand Total					\$569,377,260	\$107,218,088	\$107,218,087	\$214,436,175	(335,978,829)	291.2%

3.B. Rider Revisions and Additions Request

Agency Code: 730	Agency Name: University of Houston	Prepared By: Barbara Duarte	Date: 09 –18- 20	Request Level:
---------------------	---------------------------------------	-----------------------------	------------------	----------------

Current Rider Number	Page Number in 2020-21 GAA	Proposed Rider Language
----------------------	----------------------------	-------------------------

8

III-127

University of Houston Facilities.

- a) Included in amounts appropriated above in Strategy C.4.2, Law School and Hobby Building is ~~\$45 million~~ \$39,519,899 from the General Revenue Fund in fiscal year ~~2020~~2022 to be used during the ~~2020-2021~~2022-23 fiscal biennium for phase two of construction at the law center building and the Hobby School of Public Affairs building.
- b) ~~Contingent on HB2000 or similar legislation relating to authorizing the issuance of revenue bonds to fund capital projects at certain public institutions of higher education by the 86th Legislature, Regular Session, 2019, providing tuition revenue bonds in an amount of \$15 million or more for use by the law school, then the amount appropriated in subsection (a) is reduced to \$30 million. Any unexpended appropriations made above as of August 31, 2022, are hereby appropriated to the University of Houston for the same purposes for the fiscal year beginning September 1, 2022.~~
- c) This appropriation is contingent on approval by a two-thirds majority in each chamber of the legislature. In accordance with Article 7, Section 17(j), Texas Constitution, the legislature finds that there is demonstrated need for facilities at the University of Houston and that such appropriation may be used for such facilities.

Revision reflects funding for second phase of construction during 2022-23 biennium. Additionally, added language provides explicit unexpended balance authority during the 2022-23 biennium. Finally, text deleted due to the fact that the appropriation is no longer contingent.

3.B. Rider Revisions and Additions Request (continued)

N/A

N/A

Estimated Appropriation and Unexpended Balance. Included in the amounts appropriated above are estimated appropriations of the institution's estimated allocation of amounts available for distribution out of the Permanent Health Fund for Higher Education No. 810.

a. Amounts available for distribution or investment returns in excess of the amounts estimated above are also appropriated to the institution. In the event that amounts available for distribution or investment returns are less than the amounts estimated above, this Act may not be construed as appropriating funds to make up the difference.

b. All balances of estimated appropriations from the institution's allocation from the amounts available for distribution out of the Permanent Health Fund for Higher Education No. 810, except for any General Revenue, at the close of the fiscal year ending August 31, 2021, and the income to said fund during the fiscal years beginning September 1, 2021, are hereby appropriated. Any unexpended appropriations made above as of August 31, 2022, are hereby appropriated to the institution for the same purposes for fiscal year 2023.

New rider is requested by UH to provide unexpended balance authority for the appropriation to the University of Houston College of Medicine from the Permanent Health Fund for Higher Education No. 810.

4.A. Exceptional Item Request Schedule
87th Regular Session, Agency Submission, Version 1
Automated Budget and Evaluation System of Texas (ABEST)

DATE: **10/22/2020**
TIME: **9:41:04AM**

Agency code: **730** Agency name: **University of Houston**

CODE	DESCRIPTION	Excp 2022	Excp 2023
<p style="text-align: center;"> Item Name: Restore Non-Formula Reductions Item Priority: 1 IT Component: No Anticipated Out-year Costs: No Involve Contracts > \$50,000: No Includes Funding for the Following Strategy or Strategies: 03-05-01 Exceptional Item Request </p>			
OBJECTS OF EXPENSE:			
2009	OTHER OPERATING EXPENSE	2,740,051	2,740,050
TOTAL, OBJECT OF EXPENSE		\$2,740,051	\$2,740,050
METHOD OF FINANCING:			
1	General Revenue Fund	2,740,051	2,740,050
TOTAL, METHOD OF FINANCING		\$2,740,051	\$2,740,050

DESCRIPTION / JUSTIFICATION:

These funds are a restoration of non-formula support funding for the Law School Building and the Hobby School of Public Affairs Building . If not restored, the University of Houston would have to utilize other methods of funding to complete the planned construction or alter the final plans for the buildings.

EXTERNAL/INTERNAL FACTORS:

Future growth of the Hobby School of Public Affairs, including student gathering spaces, meeting areas, classrooms and auditoriums, administrative offices, Hobby School Centers and community centric engagement areas require this facility expansion to serve the mission of the program.
Capabilities of the existing law school facilities are limited and there is limited instructional spaces, advocacy skills labs, student areas, courtroom and event facilities, faculty and administrative offices, student service areas, legal clinics and a law library.

PCLS TRACKING KEY:

4.A. Exceptional Item Request Schedule
87th Regular Session, Agency Submission, Version 1
Automated Budget and Evaluation System of Texas (ABEST)

DATE: **10/22/2020**
TIME: **9:41:04AM**

Agency code: **730** Agency name: **University of Houston**

CODE	DESCRIPTION	Excp 2022	Excp 2023
------	-------------	-----------	-----------

Item Name: The IDEA Lab
Item Priority: 2
IT Component: No
Anticipated Out-year Costs: No
Involve Contracts > \$50,000: No
Includes Funding for the Following Strategy or Strategies: 03-05-01 Exceptional Item Request

OBJECTS OF EXPENSE:

2008	DEBT SERVICE	11,508,361	11,508,361
TOTAL, OBJECT OF EXPENSE		\$11,508,361	\$11,508,361

METHOD OF FINANCING:

1	General Revenue Fund	11,508,361	11,508,361
TOTAL, METHOD OF FINANCING		\$11,508,361	\$11,508,361

DESCRIPTION / JUSTIFICATION:

Description: Building upon its reputation as one of the top universities for entrepreneurship in the nation, the University of Houston will construct a new 180,000 square foot facility to expand opportunities for collaborative design, entrepreneurial innovation, and research. The building will serve as the campus-wide hub for innovation and research that fosters learning through the development of an interdisciplinary space that allows for hands-on development of physical prototypes. It will emphasize multi-discipline interaction to advance innovation and entrepreneurship as well as research space for the advancement of research institutes at the University. The project will enhance connectivity to the campus through planned site improvements.

EXTERNAL/INTERNAL FACTORS:

There are no other sources of funds for this project.

Not getting a TRB for this project would mean it will not be built and the university would not get the benefits that are described in the justification paragraph , plus the challenges the university will face without the building.

PCLS TRACKING KEY:

4.A. Exceptional Item Request Schedule
87th Regular Session, Agency Submission, Version 1
Automated Budget and Evaluation System of Texas (ABEST)

DATE: 10/22/2020
TIME: 9:41:04AM

Agency code: 730 Agency name: University of Houston

CODE	DESCRIPTION	Excp 2022	Excp 2023
<p align="center"> Item Name: Sugarland Academic Building 2 Item Priority: 3 IT Component: No Anticipated Out-year Costs: No Involve Contracts > \$50,000: No Includes Funding for the Following Strategy or Strategies: 03-05-01 Exceptional Item Request </p>			
OBJECTS OF EXPENSE:			
2008	DEBT SERVICE	8,042,775	8,042,775
TOTAL, OBJECT OF EXPENSE		\$8,042,775	\$8,042,775
METHOD OF FINANCING:			
1	General Revenue Fund	8,042,775	8,042,775
TOTAL, METHOD OF FINANCING		\$8,042,775	\$8,042,775

DESCRIPTION / JUSTIFICATION:

Through this project, the University of Houston would construct a new facility of 150,000 square feet to expand the College of Technology on the UH Sugar Land campus. The building would include classrooms, research facilities, and innovation space.

EXTERNAL/INTERNAL FACTORS:

By moving the College of Technology to Sugar Land within the next five years, UH is providing the higher education needs for the region in critical jobs and economic growth areas such as supply chain management, cyber security, biotechnology, construction management, human resource development, and digital media. This project will increase the professional workforce pipeline for the greater Fort Bend County Region and better serve the needs of students and faculty. The project will include enhanced connectivity to the campus through planned site improvements. Not getting a TRB for this project would mean it will not be built and the university would not get the benefits that are described in the justification paragraph, plus the challenges the university will face without the building.

There are no other sources of funds for this project.

Not getting a TRB for this project would mean it will not be built and the university would not get the benefits that are described in the justification paragraph , plus the challenges the university will face without the building.

PCLS TRACKING KEY:

4.A. Exceptional Item Request Schedule
87th Regular Session, Agency Submission, Version 1
Automated Budget and Evaluation System of Texas (ABEST)

DATE: **10/22/2020**
TIME: **9:41:04AM**

Agency code: **730**

Agency name:

University of Houston

CODE	DESCRIPTION			Excp 2022	Excp 2023
		Item Name:	Carbon Hub		
		Item Priority:	4		
		IT Component:	No		
		Anticipated Out-year Costs:	No		
		Involve Contracts > \$50,000:	No		
	Includes Funding for the Following Strategy or Strategies:	03-05-01	Exceptional Item Request		
OBJECTS OF EXPENSE:					
1001	SALARIES AND WAGES			1,000,000	1,500,000
2009	OTHER OPERATING EXPENSE			1,000,000	1,000,000
5000	CAPITAL EXPENDITURES			8,000,000	7,500,000
TOTAL, OBJECT OF EXPENSE				\$10,000,000	\$10,000,000
METHOD OF FINANCING:					
1	General Revenue Fund			10,000,000	10,000,000
TOTAL, METHOD OF FINANCING				\$10,000,000	\$10,000,000
FULL-TIME EQUIVALENT POSITIONS (FTE):				6.00	6.00

DESCRIPTION / JUSTIFICATION:

Rapid and transformative commercial deployment of carbon management (Carbon Capture, Utilization and Storage (CCUS)) technology remains an unconquered challenge and is required for the growth of sustainable energy development. This transformation requires not only short-term project activation and commercial demonstrations, but also the development of a workforce and expertise to and for the marketplace to enable broad impactful commercial deployment. That impact is recognized as essential to a world-leading set of solutions, as well as, US economic growth through jobs and value creation domestically and global leadership of knowhow and capability for worldwide deployment. Carbon management and CCUS are challenging scientifically and technically and there have, and continues to be, great effort to advance these areas. The commercial aspects span industry, academia and government and are not simply solved by industry, as the challenges are unique to this technology and marketplace and will be a significant contributor to risk assessment. The partnership of industry and government along with academia can address the challenges and provide commercial pathways to solutions and frameworks that will enable the carbon management penetration that is critical to the long-term success in the US and ultimately the global marketplace.

EXTERNAL/INTERNAL FACTORS:

1. Rapid commercialization and project activation will require the development of testing and validation protocols and facilities. Development of such facilities and partnering with industry to advance economic development and workforce development will be a major accomplishment.
2. Partnership with Industry and start-up commercialization entities for the rapid translation and commercialization of carbon management practices.
3. Engage with broad group of statewide academic and NGOs towards the development of strong workforce development plans and deliver marketplace needs for trained and skilled professionals

4.B. Exceptional Items Strategy Allocation Schedule
87th Regular Session, Agency Submission, Version 1
Automated Budget and Evaluation System of Texas (ABEST)

DATE: **10/22/2020**
TIME: **9:41:04AM**

Agency code:	730	Agency name:	University of Houston	
Code	Description		Excp 2022	Excp 2023
Item Name:	Restore Non-Formula Reductions			
Allocation to Strategy:	3-5-1	Exceptional Item Request		
OBJECTS OF EXPENSE:				
2009	OTHER OPERATING EXPENSE		2,740,051	2,740,050
TOTAL, OBJECT OF EXPENSE			\$2,740,051	\$2,740,050
METHOD OF FINANCING:				
1	General Revenue Fund		2,740,051	2,740,050
TOTAL, METHOD OF FINANCING			\$2,740,051	\$2,740,050

4.B. Exceptional Items Strategy Allocation Schedule
87th Regular Session, Agency Submission, Version 1
Automated Budget and Evaluation System of Texas (ABEST)

DATE: **10/22/2020**
TIME: **9:41:04AM**

Agency code:	730	Agency name:	University of Houston		
Code	Description			Excp 2022	Excp 2023
Item Name:	The IDEA Lab				
Allocation to Strategy:	3-5-1	Exceptional Item Request			
OBJECTS OF EXPENSE:					
	2008 DEBT SERVICE			11,508,361	11,508,361
TOTAL, OBJECT OF EXPENSE				\$11,508,361	\$11,508,361
METHOD OF FINANCING:					
	1 General Revenue Fund			11,508,361	11,508,361
TOTAL, METHOD OF FINANCING				\$11,508,361	\$11,508,361

4.B. Exceptional Items Strategy Allocation Schedule
87th Regular Session, Agency Submission, Version 1
Automated Budget and Evaluation System of Texas (ABEST)

DATE: **10/22/2020**
TIME: **9:41:04AM**

Agency code:	730	Agency name:	University of Houston		
Code	Description			Excp 2022	Excp 2023
Item Name:	Sugarland Academic Building 2				
Allocation to Strategy:	3-5-1	Exceptional Item Request			
OBJECTS OF EXPENSE:					
2008	DEBT SERVICE			8,042,775	8,042,775
TOTAL, OBJECT OF EXPENSE				\$8,042,775	\$8,042,775
METHOD OF FINANCING:					
1	General Revenue Fund			8,042,775	8,042,775
TOTAL, METHOD OF FINANCING				\$8,042,775	\$8,042,775

Agency code:	730	Agency name:	University of Houston		
Code	Description			Excp 2022	Excp 2023
Item Name:	Carbon Hub				
Allocation to Strategy:	3-5-1	Exceptional Item Request			
OBJECTS OF EXPENSE:					
1001	SALARIES AND WAGES			1,000,000	1,500,000
2009	OTHER OPERATING EXPENSE			1,000,000	1,000,000
5000	CAPITAL EXPENDITURES			8,000,000	7,500,000
TOTAL, OBJECT OF EXPENSE				\$10,000,000	\$10,000,000
METHOD OF FINANCING:					
1	General Revenue Fund			10,000,000	10,000,000
TOTAL, METHOD OF FINANCING				\$10,000,000	\$10,000,000
FULL-TIME EQUIVALENT POSITIONS (FTE):				6.0	6.0

4.C. Exceptional Items Strategy Request
87th Regular Session, Agency Submission, Version 1
Automated Budget and Evaluation System of Texas (ABEST)

DATE: 10/22/2020
TIME: 9:41:05AM

Agency Code: **730** Agency name: **University of Houston**

GOAL: 3 Provide Non-formula Support

OBJECTIVE: 5 Exceptional Item Request

STRATEGY: 1 Exceptional Item Request

Service Categories:

Service: 19 Income: A.2 Age: B.3

CODE	DESCRIPTION	Excp 2022	Excp 2023
------	-------------	-----------	-----------

OBJECTS OF EXPENSE:

1001	SALARIES AND WAGES	1,000,000	1,500,000
2008	DEBT SERVICE	19,551,136	19,551,136
2009	OTHER OPERATING EXPENSE	3,740,051	3,740,050
5000	CAPITAL EXPENDITURES	8,000,000	7,500,000

Total, Objects of Expense

\$32,291,187 \$32,291,186

METHOD OF FINANCING:

1 General Revenue Fund

32,291,187 32,291,186

Total, Method of Finance

\$32,291,187 \$32,291,186

FULL-TIME EQUIVALENT POSITIONS (FTE):

6.0 6.0

EXCEPTIONAL ITEM(S) INCLUDED IN STRATEGY:

Restore Non-Formula Reductions

The IDEA Lab

Sugarland Academic Building 2

Carbon Hub

6.A. Historically Underutilized Business Supporting Schedule
87th Regular Session, Agency Submission, Version 1
Automated Budget and Evaluation System of Texas (ABEST)

Date: **10/22/2020**
Time: **9:41:05AM**

Agency Code: **730** Agency: **University of Houston**

COMPARISON TO STATEWIDE HUB PROCUREMENT GOALS

A. Fiscal Year - HUB Expenditure Information

Statewide HUB Goals	Procurement Category	% Goal	HUB Expenditures FY 2018			Total Expenditures		HUB Expenditures FY 2019			Total Expenditures	
			% Actual	Diff	Actual \$	FY 2018	% Goal	% Actual	Diff	Actual \$	FY 2019	
11.2%	Heavy Construction	11.0 %	0.0%	-11.0%	\$0	\$0	11.2 %	0.0%	-11.2%	\$0	\$0	
21.1%	Building Construction	21.1 %	18.2%	-2.9%	\$15,574,684	\$85,778,928	21.1 %	9.8%	-11.3%	\$15,342,351	\$155,826,072	
32.9%	Special Trade	32.9 %	17.1%	-15.8%	\$7,702,783	\$45,072,545	32.9 %	69.2%	36.3%	\$18,683,510	\$27,012,759	
23.7%	Professional Services	23.7 %	9.1%	-14.6%	\$165,686	\$1,816,974	23.7 %	9.7%	-14.0%	\$143,413	\$1,479,997	
26.0%	Other Services	26.0 %	16.0%	-10.0%	\$11,545,912	\$72,028,669	26.0 %	14.2%	-11.8%	\$11,514,822	\$81,305,493	
21.1%	Commodities	21.1 %	21.5%	0.4%	\$14,088,511	\$65,381,493	21.1 %	22.3%	1.2%	\$15,185,382	\$68,009,627	
	Total Expenditures		18.2%		\$49,077,576	\$270,078,609		18.2%		\$60,869,478	\$333,633,948	

B. Assessment of Fiscal Year - Efforts to Meet HUB Procurement Goals

Attainment:

In FY 2018, the University of Houston attained one statewide HUB goal; in comparison in FY2019, two out of five procurement categories were achieved. In FY 2019, the University of Houston exceeded statewide HUB goals in the Special Trade and Commodity Purchasing categories that had HUB eligible expenditures.

Applicability:

The University of Houston does not build roads or bridges so the Heavy Construction category is not applicable to UH.

Factors Affecting Attainment:

In FY18 and FY19, Building Construction and Other Services contracts over \$5,000 were awarded following a competitive procurement process with the largest expenditures being with non-HUBs. In FY18, the largest expenditures in the Special Trade Category were made with non-HUBs. Professional Services awards were made on the basis of demonstrated competence and qualifications to perform the services; and for a fair and reasonable price. Purchasing working with HUB will continue to implement strategies to increase HUB participation within all expenditure categories; as demonstrated with the significant increase in HUB expenditures in FY2019 within the Special Trade category.

"Good-Faith" Efforts:

UH Colleges & Departments are provided monthly reports of HUB expenditures and are challenged to meet HUB goals assigned at the beginning of each fiscal year. HUB Operations began hosting meetings with all Colleges and Divisions twice per year to review expenditures and share examples of HUBs providing goods and services within applicable expenditure categories. HUB Operations held a targeted HUB Vendor Fair where exhibitors providing goods and services of expressed interest to Colleges/Departments had an opportunity to meet with UH staff with purchasing authority. HUB Operations began hosting kick-off events for major construction projects where prime contractors share information about subcontracting opportunities; answer questions and network with attendees. Construction

6.A. Historically Underutilized Business Supporting Schedule
87th Regular Session, Agency Submission, Version 1
Automated Budget and Evaluation System of Texas (ABEST)

Date: **10/22/2020**
Time: **9:41:05AM**

Agency Code: **730** Agency: **University of Houston**

Pipeline Program—HUB Operations, UH Construction Mgt. Dept. & National Association of Minority Contractors (NAMC) to provide internships for UH students and knowledge to promote HUB businesses growth.

6.G. HOMELAND SECURITY FUNDING SCHEDULE - PART A - TERRORISM

DATE: 10/22/2020

TIME: 9:41:06AM

87th Regular Session, Agency Submission, Version 1
Automated Budget and Evaluation System of Texas (ABEST)Agency code: **730** Agency name: **University of Houston**

CODE	DESCRIPTION	Exp 2019	Est 2020	Bud 2021	BL 2022	BL 2023
OBJECTS OF EXPENSE						
1001	SALARIES AND WAGES	\$144,594	\$155,797	\$155,797	\$155,797	\$155,797
2002	FUELS AND LUBRICANTS	\$26,334	\$26,000	\$25,090	\$25,090	\$25,090
2009	OTHER OPERATING EXPENSE	\$130,357	\$130,357	\$125,795	\$125,795	\$125,795
TOTAL, OBJECTS OF EXPENSE		\$301,285	\$312,154	\$306,682	\$306,682	\$306,682
METHOD OF FINANCING						
8888	Local/Not Appropriated Funds	\$301,285	\$312,154	\$306,682	\$306,682	\$306,682
	Subtotal, MOF (Other Funds)	\$301,285	\$312,154	\$306,682	\$306,682	\$306,682
TOTAL, METHOD OF FINANCE		\$301,285	\$312,154	\$306,682	\$306,682	\$306,682

FULL-TIME-EQUIVALENT POSITIONS**NO FUNDS WERE PASSED THROUGH TO LOCAL ENTITIES****NO FUNDS WERE PASSED THROUGH TO OTHER STATE AGENCIES OR INSTITUTIONS OF HIGHER EDUCATION****USE OF HOMELAND SECURITY FUNDS**

The FY20 operating expenses reflect: 1) Replacement for some vehicles for Police and Security so that staff can respond quickly and efficiently as emergencies arise.

2) camera upgrades as a continued effort to improve monitoring activities of building access points. 3) Replaced equipment needed for Ride out team for EHLS, Police, Security, Emergency management.

4) Purchase of tactical operational equipment for Police use. Tasers in FY2020

6.G. HOMELAND SECURITY FUNDING SCHEDULE - PART B - NATURAL OR MAN-MADE DISASTERS

DATE: 10/22/2020
TIME: 9:41:06AM

87th Regular Session, Agency Submission, Version 1
Automated Budget and Evaluation System of Texas (ABEST)

Agency code: **730** Agency name: **University of Houston**

CODE	DESCRIPTION	Exp 2019	Est 2020	Bud 2021	BL 2022	BL 2023
OBJECTS OF EXPENSE						
1001	SALARIES AND WAGES	\$239,021	\$239,021	\$239,021	\$239,021	\$239,021
2002	FUELS AND LUBRICANTS	\$40,561	\$40,561	\$39,243	\$39,243	\$39,243
2003	CONSUMABLE SUPPLIES	\$651	\$651	\$630	\$630	\$630
5000	CAPITAL EXPENDITURES	\$2,976,720	\$2,770,410	\$3,995,109	\$2,945,912	\$1,546,982
TOTAL, OBJECTS OF EXPENSE		\$3,256,953	\$3,050,643	\$4,274,003	\$3,224,806	\$1,825,876
METHOD OF FINANCING						
599	Economic Stabilization Fund	\$0	\$3,252,818	\$2,993,537	\$2,095,476	\$898,061
8888	Local/Not Appropriated Funds	\$3,133,993	\$(997,548)	\$1,280,466	\$1,129,330	\$927,815
	Subtotal, MOF (Other Funds)	\$3,133,993	\$2,255,270	\$4,274,003	\$3,224,806	\$1,825,876
92	Federal Disaster Fund					
	CFDA 97.036.119, COV19 Public Assistance Cat B (EPM)	\$122,960	\$795,373	\$0	\$0	\$0
	Subtotal, MOF (Federal Funds)	\$122,960	\$795,373	\$0	\$0	\$0
TOTAL, METHOD OF FINANCE		\$3,256,953	\$3,050,643	\$4,274,003	\$3,224,806	\$1,825,876
FULL-TIME-EQUIVALENT POSITIONS						
NO FUNDS WERE PASSED THROUGH TO LOCAL ENTITIES						
NO FUNDS WERE PASSED THROUGH TO OTHER STATE AGENCIES OR INSTITUTIONS OF HIGHER EDUCATION						

6.G. HOMELAND SECURITY FUNDING SCHEDULE - PART B - NATURAL OR MAN-MADE DISASTERSDATE: 10/22/2020
TIME: 9:41:06AM87th Regular Session, Agency Submission, Version 1
Automated Budget and Evaluation System of Texas (ABEST)Agency code: **730** Agency name: **University of Houston**

CODE	DESCRIPTION	Exp 2019	Est 2020	Bud 2021	BL 2022	BL 2023
------	-------------	----------	----------	----------	---------	---------

USE OF HOMELAND SECURITY FUNDS

The FY20 operating expenses reflect: 1) Replacement for some vehicles for Police and Security so that staff can respond quickly and efficiently as emergencies arise.

2 camera upgrades as a continued effort to improve monitoring activities of building access points. 3) Replaced equipment needed for Ride out team for EHLS, Police, Security, Emergency management.

4) Purchase of tactical operational equipment for Police use. Tasers in FY2020

6.G. HOMELAND SECURITY FUNDING SCHEDULE - PART C - COVID-19 RELATED EXPENDITURES

DATE: 10/22/2020
TIME: 9:41:06AM

87th Regular Session, Agency Submission, Version 1
Automated Budget and Evaluation System of Texas (ABEST)

Agency code: **730** Agency name: **University of Houston**

CODE	DESCRIPTION	Exp 2019	Est 2020	Bud 2021	BL 2022	BL 2023
OBJECTS OF EXPENSE						
1001	SALARIES AND WAGES	\$0	\$0	\$374,094	\$374,094	\$374,094
1002	OTHER PERSONNEL COSTS	\$0	\$0	\$136,500	\$136,500	\$136,500
2003	CONSUMABLE SUPPLIES	\$0	\$144,690	\$3,589,000	\$3,589,000	\$3,589,000
2005	TRAVEL	\$0	\$17,709	\$0	\$0	\$0
2009	OTHER OPERATING EXPENSE	\$0	\$1,933,532	\$4,016,214	\$4,016,214	\$4,016,214
4000	GRANTS	\$0	\$16,149,980	\$2,201,661	\$0	\$0
TOTAL, OBJECTS OF EXPENSE		\$0	\$18,245,911	\$10,317,469	\$8,115,808	\$8,115,808
METHOD OF FINANCING						
1	General Revenue Fund	\$0	\$206,300	\$0	\$0	\$0
	Subtotal, MOF (General Revenue Funds)	\$0	\$206,300	\$0	\$0	\$0
8888	Local/Not Appropriated Funds	\$0	\$1,889,631	\$8,115,808	\$8,115,808	\$8,115,808
	Subtotal, MOF (Other Funds)	\$0	\$1,889,631	\$8,115,808	\$8,115,808	\$8,115,808
92	Federal Disaster Fund					
	CFDA 84.425.119, COV19 Education Stabilization Fund	\$0	\$16,149,980	\$2,201,661	\$0	\$0
	Subtotal, MOF (Federal Funds)	\$0	\$16,149,980	\$2,201,661	\$0	\$0
TOTAL, METHOD OF FINANCE		\$0	\$18,245,911	\$10,317,469	\$8,115,808	\$8,115,808

FULL-TIME-EQUIVALENT POSITIONS

NO FUNDS WERE PASSED THROUGH TO LOCAL ENTITIES

NO FUNDS WERE PASSED THROUGH TO OTHER STATE AGENCIES OR INSTITUTIONS OF HIGHER EDUCATION

6.G. HOMELAND SECURITY FUNDING SCHEDULE - PART C - COVID-19 RELATED EXPENDITURESDATE: 10/22/2020
TIME: 9:41:06AM87th Regular Session, Agency Submission, Version 1
Automated Budget and Evaluation System of Texas (ABEST)Agency code: **730** Agency name: **University of Houston**

CODE	DESCRIPTION	Exp 2019	Est 2020	Bud 2021	BL 2022	BL 2023
------	-------------	----------	----------	----------	---------	---------

USE OF HOMELAND SECURITY FUNDS

The University of Houston's COVID-19 response efforts include: restricting international travel, limiting domestic travel, requiring personnel who traveled internationally or who have come into contact with a person that tests positive for COVID-19 to register and self-quarantine for 14 days; migration of classes to an online course format, assigning a University Health Liaison to work with local, state, and federal experts; holding meetings via Skype and other remote methods; canceling events; discouraging activities with more than 10 people; having personnel work remotely to the extent possible; increased custodial cleaning; providing hand sanitizer dispensers at all entrances/common areas/elevators; providing resources to help our community through this period; postponing graduation ceremonies; and reducing expenses.

6.H. Estimate Total Of All Funds Outside the General Appropriations Bill Act Pattern Schedule 2020-2021 and 2022-2023 Biennial

Agency Code: 00730

Agency Name: University of Houston

	2020-21 Biennium				2022-23 Biennium			
	<u>FY 2020</u> <u>Revenue</u>	<u>FY 2021</u> <u>Revenue</u>	<u>Biennium</u> <u>Total</u>	<u>Percent</u> <u>of Total</u>	<u>FY 2022</u> <u>Revenue</u>	<u>FY 2023</u> <u>Revenue</u>	<u>Biennium</u> <u>Total</u>	<u>Percent</u> <u>of Total</u>
APPROPRIATED SOURCES INSIDE THE BILL PATTERN								
State Appropriations (excluding HEGI & State Paid Fringes)	\$ 166,790,886	\$ 166,790,886	\$ 333,581,772		\$ 166,790,886	\$ 166,790,886	\$ 333,581,772	
Tuition and Fees (net of Discounts and Allowances)	87,702,277	83,306,987	171,009,264		83,306,987	83,306,987	166,613,974	
Endowment and Interest Income	1,286,063	2,515,559	3,801,622		2,515,559	2,515,559	5,031,118	
Total	<u>255,779,226</u>	<u>252,613,432</u>	<u>508,392,658</u>	<u>19.5%</u>	<u>252,613,432</u>	<u>252,613,432</u>	<u>505,226,864</u>	<u>19.6%</u>
APPROPRIATED SOURCES OUTSIDE THE BILL PATTERN								
State Appropriations (HEGI & State Paid Fringes)	35,954,365	36,696,565	\$ 72,650,930		\$ 36,696,565	\$ 36,696,565	\$ 73,393,130	
Higher Education Assistance Funds	52,770,054	54,514,004	107,284,058		54,514,004	54,514,004	109,028,008	
Sales and Services of Educational Activities (net)	4,700,000	4,700,000	9,400,000		4,700,000	4,700,000	9,400,000	
Total	<u>93,424,419</u>	<u>95,910,569</u>	<u>189,334,988</u>	<u>7.3%</u>	<u>95,910,569</u>	<u>95,910,569</u>	<u>191,821,138</u>	<u>7.4%</u>
NON-APPROPRIATED SOURCES								
Tuition and Fees (net of Discounts and Allowances)	442,188,580	419,961,738	862,150,318		\$ 419,961,738	\$ 419,961,738	839,923,476	
Federal Grants and Contracts	156,063,971	165,964,194	322,028,165		165,964,194	165,964,194	331,928,388	
State Grants and Contracts	18,498,040	18,011,965	36,510,005		18,011,965	18,011,965	36,023,930	
Local Government Grants and Contracts	44,683,584	47,865,511	92,549,095		47,865,511	47,865,511	95,731,022	
Private Gifts and Grants	53,803,612	55,260,662	109,064,274		55,260,662	55,260,662	110,521,324	
Endowment and Interest Income	27,599,205	33,509,991	61,109,196		33,509,991	33,509,991	67,019,982	
Sales and Services of Educational Activities (net)	80,475,207	88,888,014	169,363,221		88,888,014	88,888,014	177,776,028	
Auxiliary Enterprises (net)	142,500,630	112,829,948	255,330,578		112,829,948	112,829,948	225,659,896	
Other Income	1,108,906	1,108,906	2,217,812		1,108,906	1,108,906	2,217,812	
Total	<u>966,921,735</u>	<u>943,400,929</u>	<u>1,910,322,664</u>	<u>73.2%</u>	<u>943,400,929</u>	<u>943,400,929</u>	<u>1,886,801,858</u>	<u>73.0%</u>
TOTAL SOURCES	<u><u>\$ 1,316,125,380</u></u>	<u><u>\$ 1,291,924,930</u></u>	<u><u>\$ 2,608,050,310</u></u>	<u><u>100.0%</u></u>	<u><u>\$ 1,291,924,930</u></u>	<u><u>\$ 1,291,924,930</u></u>	<u><u>\$ 2,583,849,860</u></u>	<u><u>100.0%</u></u>

8. Summary of Requests for Facilities-Related Projects
87th Regular Session, Agency Submission, Version 1

Agency Code:	Agency: 730		Prepared by: Barbara Duarte												
Date: 09-18-2020			Amount Requested												
			Project Category				2022-23 Total Amount Requested	MOF Code #	MOF Requested	Can this project be partially funded?	Requested in Prior Session?	Value of Existing Capital Projects	2022-23 Estimated Debt Service (If Applicable)	Debt Service MOF Code #	Debt Service MOF Requested
Project ID #	Capital Expenditure Category	Project Description	New Construction	Health and Safety	Deferred Maintenance	Maintenance									
1	7341	The IDEA (Innovation, Design, Experiential & ASPIRE) Lab	\$ 132,000,000				\$132,000,000	GR 001	Tuition Revenue Bond	No	No		\$ 23,016,723	GR 001	General Revenue Fund
2	7341	Sugarland Academic Building 2	\$ 92,250,000				\$ 92,250,000	GR 001	Tuition Revenue Bond	No	No		\$ 16,085,551	GR 001	General Revenue Fund

87th Regular Session, Agency Submission, Version 1
Automated Budget and Evaluation System of Texas (ABEST)

730 University of Houston					
	Act 2019	Act 2020	Bud 2021	Est 2022	Est 2023
Gross Tuition					
Gross Resident Tuition	66,413,248	68,341,609	63,525,985	63,525,985	63,525,985
Gross Non-Resident Tuition	48,247,805	50,028,798	49,071,034	49,071,034	49,071,034
Gross Tuition	114,661,053	118,370,407	112,597,019	112,597,019	112,597,019
Less: Resident Waivers and Exemptions (excludes Hazlewood)	(888,395)	(847,327)	(742,965)	(742,965)	(742,965)
Less: Non-Resident Waivers and Exemptions	(27,029,835)	(28,581,518)	(24,585,031)	(24,585,031)	(24,585,031)
Less: Hazlewood Exemptions	(1,537,410)	(1,534,560)	(1,336,185)	(1,336,185)	(1,336,185)
Less: Board Authorized Tuition Increases (TX. Educ. Code Ann. Sec. 54.008)	(13,631,670)	(13,541,599)	(12,654,840)	(12,654,840)	(12,654,840)
Less: Tuition increases charged to doctoral students with hours in excess of 100 (TX. Educ. Code Ann. Sec. 54.012)	0	0	0	0	0
Less: Tuition increases charged to undergraduate students with excessive hours above degree requirements. (TX. Educ. Code Ann. Sec. 61.0595)	0	0	0	0	0
Less: Tuition rebates for certain undergraduates (TX. Educ. Code Ann. Sec. 54.0065)	(226,000)	(380,000)	(108,217)	(108,217)	(108,217)
Plus: Tuition waived for Students 55 Years or Older (TX. Educ. Code Ann. Sec. 54.013)	27,488	27,022	23,510	23,510	23,510
Less: Tuition for repeated or excessive hours (TX. Educ. Code Ann. Sec. 54.014)	(2,331,893)	(3,066,494)	(2,692,566)	(2,692,566)	(2,692,566)
Plus: Tuition waived for Texas Grant Recipients (TX. Educ. Code Ann. Sec. 56.307)	0	0	0	0	0
Subtotal	69,043,338	70,445,931	70,500,725	70,500,725	70,500,725
Less: Transfer of funds for Texas Public Education Grants Program (Tex. Educ. Code Ann. Sec. 56c) and for Emergency Loans (Tex. Educ. Code Ann. Sec. 56d)	(8,182,565)	(8,395,962)	(7,962,589)	(7,962,589)	(7,962,589)
Less: Transfer of Funds (2%) for Physician/Dental Loans (Medical Schools)	0	0	0	0	0
Less: Statutory Tuition (Tx. Educ. Code Ann. Sec. 54.051) Set Aside for Doctoral Incentive Loan Repayment Program (Tx. Educ. Code Ann. Sec. 56.095)	0	0	0	0	0
Less: Other Authorized Deduction					
Net Tuition	60,860,773	62,049,969	62,538,136	62,538,136	62,538,136
Student Teaching Fees	0	0	0	0	0

87th Regular Session, Agency Submission, Version 1
Automated Budget and Evaluation System of Texas (ABEST)

730 University of Houston					
	Act 2019	Act 2020	Bud 2021	Est 2022	Est 2023
Special Course Fees	0	0	0	0	0
Laboratory Fees	87,248	88,702	84,202	84,202	84,202
Subtotal, Tuition and Fees (Formula Amounts for Health-Related Institutions)	60,948,021	62,138,671	62,622,338	62,622,338	62,622,338
OTHER INCOME					
Interest on General Funds:					
Local Funds in State Treasury	2,398,775	1,876,103	2,000,000	2,000,000	2,000,000
Funds in Local Depositories, e.g., local amounts	0	0	0	0	0
Other Income (Itemize)					
Adjustments Revised Receipts/Expanded	(6,974,221)	(3,234,280)	2,734,511	0	0
Subtotal, Other Income	(4,575,446)	(1,358,177)	4,734,511	2,000,000	2,000,000
Subtotal, Other Educational and General Income	56,372,575	60,780,494	67,356,849	64,622,338	64,622,338
Less: O.A.S.I. Applicable to Educational and General Local Funds Payrolls	(3,557,001)	(3,129,003)	(3,772,818)	(3,772,818)	(3,772,818)
Less: Teachers Retirement System and ORP Proportionality for Educational and General Funds	(3,487,673)	(3,061,956)	(4,195,098)	(4,195,098)	(4,195,098)
Less: Staff Group Insurance Premiums	(11,558,806)	(12,822,512)	(13,800,000)	(13,800,000)	(13,800,000)
Total, Other Educational and General Income (Formula Amounts for General Academic Institutions)	37,769,095	41,767,023	45,588,933	42,854,422	42,854,422
Reconciliation to Summary of Request for FY 2019-2021:					
Plus: Transfer of Funds for Texas Public Education Grants Program and Physician Loans	8,182,565	8,395,962	7,962,589	7,962,589	7,962,589
Plus: Transfer of Funds 2% for Physician/Dental Loans (Medical Schools)	0	0	0	0	0
Plus: Transfer of Funds for Cancellation of Student Loans of Physicians	0	0	0	0	0
Plus: Organized Activities	0	0	0	0	0
Plus: Staff Group Insurance Premiums	11,558,806	12,822,512	13,800,000	13,800,000	13,800,000
Plus: Board-authorized Tuition Income	13,631,671	13,541,599	12,654,840	12,654,840	12,654,840
Plus: Tuition Increases Charged to Doctoral Students with Hours in Excess of 100	0	0	0	0	0

87th Regular Session, Agency Submission, Version 1
Automated Budget and Evaluation System of Texas (ABEST)

730 University of Houston					
	Act 2019	Act 2020	Bud 2021	Est 2022	Est 2023
Plus: Tuition Increases Charged to Undergraduate Students with Excessive Hours above Degree Requirements (TX. Educ. Code Ann. Sec. 61.0595)	0	0	0	0	0
Plus: Tuition rebates for certain undergraduates (TX Educ.Code Ann. Sec. 54.0065)	226,000	380,000	108,217	108,217	108,217
Plus: Tuition for repeated or excessive hours (TX. Educ. Code Ann. Sec. 54.014)	2,331,893	316,015,278	2,692,566	2,692,566	2,692,566
Less: Tuition Waived for Students 55 Years or Older	(27,488)	(27,022)	(23,510)	(23,510)	(23,510)
Less: Tuition Waived for Texas Grant Recipients	0	0	0	0	0
Total, Other Educational and General Income Reported on Summary of Request	73,672,542	392,895,352	82,783,635	80,049,124	80,049,124

Schedule 2: Selected Educational, General and Other Funds

10/22/2020 9:41:07AM

87th Regular Session, Agency Submission, Version 1
Automated Budget and Evaluation System of Texas (ABEST)

730 University of Houston					
	Act 2019	Act 2020	Bud 2021	Est 2022	Est 2023
General Revenue Transfers					
Transfer from Coordinating Board for Texas College Work Study Program (2019, 2020, 2021)	243,504	188,735	206,470	0	0
Transfer from Coordinating Board for Professional Nursing Shortage Reduction Program	38,759	52,983	53,801	0	0
Transfer of GR Group Insurance Premium from Comptroller (UT and TAMU Components only)	0	0	0	0	0
Less: Transfer to Other Institutions	0	0	0	0	0
Less: Transfer to Department of Health, Disproportionate Share - State-Owned Hospitals (2019, 2020, 2021)	0	0	0	0	0
Other (Itemize)					
Other: Fifth Year Accounting Scholarship	56,015	75,000	75,000	0	0
Texas Grants	23,826,744	25,856,912	26,000,000	0	0
B-on-Time Program	99,106	9,498	10,000	0	0
Texas Research Incentive Program	0	0	0	0	0
Less: Transfer to System Administration	0	0	0	0	0
GME Expansion	0	0	0	0	0
Subtotal, General Revenue Transfers	24,264,128	26,183,128	26,345,271	0	0
General Revenue HEF for Operating Expenses	52,770,054	52,770,054	54,514,004	54,514,004	54,514,004
Transfer from Available University Funds (UT, A&M and Prairie View A&M Only)	0	0	0	0	0
Other Additions (Itemize)					
Increase Capital Projects - Educational and General Funds	0	0	0	0	0
Transfer from Department of Health, Disproportionate Share - State-owned Hospitals (2019, 2020, 2021)	0	0	0	0	0
Transfers from Other Funds, e.g., Designated funds transferred for educational and general activities (Itemize)	0	0	0	0	0
Other (Itemize)					
License Plate Scholarship	3,349	3,349	3,349	0	0
National Research & University Fund	8,238,617	8,465,352	8,151,519	0	0
Gross Designated Tuition (Sec. 54.0513)	292,678,631	316,254,387	290,907,594	290,907,594	290,907,594
Indirect Cost Recovery (Sec. 145.001(d))	22,444,342	21,207,895	20,201,223	19,612,041	20,400,739

Schedule 3A: Staff Group Insurance Data Elements (ERS)
87th Regular Session, Agency Submission, Version 1
Automated Budget and Evaluation System of Texas (ABEST)

10/22/2020 9:41:07AM

730 University of Houston

	E&G Enrollment	GR Enrollment	GR-D/OEGI Enrollment	Total E&G (Check)	Local Non-E&G
GR & GR-D Percentages					
GR %		77.32%			
GR-D/Other %		22.68%			
Total Percentage		100.00%			
FULL TIME ACTIVES					
1a Employee Only	1,150	889	261	1,150	1,785
2a Employee and Children	340	263	77	340	427
3a Employee and Spouse	229	177	52	229	193
4a Employee and Family	339	262	77	339	368
5a Eligible, Opt Out	11	9	2	11	25
6a Eligible, Not Enrolled	87	67	20	87	181
Total for This Section	2,156	1,667	489	2,156	2,979
PART TIME ACTIVES					
1b Employee Only	22	17	5	22	51
2b Employee and Children	2	2	0	2	7
3b Employee and Spouse	4	3	1	4	9
4b Employee and Family	2	2	0	2	6
5b Eligible, Opt Out	0	0	0	0	5
6b Eligible, Not Enrolled	6	5	1	6	71
Total for This Section	36	29	7	36	149
Total Active Enrollment	2,192	1,696	496	2,192	3,128

730 University of Houston

	E&G Enrollment	GR Enrollment	GR-D/OEGI Enrollment	Total E&G (Check)	Local Non-E&G
FULL TIME RETIREES by ERS					
1c Employee Only	0	0	0	0	0
2c Employee and Children	0	0	0	0	0
3c Employee and Spouse	0	0	0	0	0
4c Employee and Family	0	0	0	0	0
5c Eligible, Opt Out	0	0	0	0	0
6c Eligible, Not Enrolled	0	0	0	0	0
Total for This Section	0	0	0	0	0
PART TIME RETIREES by ERS					
1d Employee Only	0	0	0	0	0
2d Employee and Children	0	0	0	0	0
3d Employee and Spouse	0	0	0	0	0
4d Employee and Family	0	0	0	0	0
5d Eligible, Opt Out	0	0	0	0	0
6d Eligible, Not Enrolled	0	0	0	0	0
Total for This Section	0	0	0	0	0
Total Retirees Enrollment	0	0	0	0	0
TOTAL FULL TIME ENROLLMENT					
1e Employee Only	1,150	889	261	1,150	1,785
2e Employee and Children	340	263	77	340	427
3e Employee and Spouse	229	177	52	229	193
4e Employee and Family	339	262	77	339	368
5e Eligible, Opt Out	11	9	2	11	25
6e Eligible, Not Enrolled	87	67	20	87	181
Total for This Section	2,156	1,667	489	2,156	2,979

730 University of Houston

	E&G Enrollment	GR Enrollment	GR-D/OEGI Enrollment	Total E&G (Check)	Local Non-E&G
TOTAL ENROLLMENT					
1f Employee Only	1,172	906	266	1,172	1,836
2f Employee and Children	342	265	77	342	434
3f Employee and Spouse	233	180	53	233	202
4f Employee and Family	341	264	77	341	374
5f Eligible, Opt Out	11	9	2	11	30
6f Eligible, Not Enrolled	93	72	21	93	252
Total for This Section	2,192	1,696	496	2,192	3,128

Schedule 4: Computation of OASI
87th Regular Session, Agency Submission, Version 1
Automated Budget and Evaluation System of Texas (ABEST)

Agency 730 University of Houston

Proportionality Percentage Based on Comptroller Accounting Policy Statement #011, Exhibit 2	2019		2020		2021		2022		2023	
	<u>% to Total</u>	<u>Allocation of OASI</u>	<u>% to Total</u>	<u>Allocation of OASI</u>	<u>% to Total</u>	<u>Allocation of OASI</u>	<u>% to Total</u>	<u>Allocation of OASI</u>	<u>% to Total</u>	<u>Allocation of OASI</u>
General Revenue (% to Total)	72.3241	\$9,295,341	77.3205	\$10,667,612	72.4000	\$9,896,812	72.4000	\$9,896,812	72.4000	\$9,896,812
Other Educational and General Funds (% to Total)	27.6759	\$3,557,001	22.6795	\$3,129,003	27.6000	\$3,772,818	27.6000	\$3,772,818	27.6000	\$3,772,818
Health-Related Institutions Patient Income (% to Total)	0.0000	\$0	0.0000	\$0	0.0000	\$0	0.0000	\$0	0.0000	\$0
Grand Total, OASI (100%)	100.0000	\$12,852,342	100.0000	\$13,796,615	100.0000	\$13,669,630	100.0000	\$13,669,630	100.0000	\$13,669,630

Schedule 5: Calculation of Retirement Proportionality and ORP Differential

10/22/2020 9:41:08AM

87th Regular Session, Agency Submission, Version 1

Automated Budget and Evaluation System of Texas (ABEST)

730 University of Houston

Description	Act 2019	Act 2020	Bud 2021	Est 2022	Est 2023
Proportionality Amounts					
Gross Educational and General Payroll - Subject To TRS Retirement	88,055,712	90,186,237	103,823,293	103,823,293	103,823,293
Employer Contribution to TRS Retirement Programs	5,987,788	6,763,968	7,786,747	7,786,747	7,786,747
Gross Educational and General Payroll - Subject To ORP Retirement	100,212,947	102,076,028	112,316,394	112,316,394	112,316,394
Employer Contribution to ORP Retirement Programs	6,614,055	6,737,018	7,412,882	7,412,882	7,412,882
Proportionality Percentage					
General Revenue	72.3241 %	77.3205 %	72.4000 %	72.4000 %	72.4000 %
Other Educational and General Income	27.6759 %	22.6795 %	27.6000 %	27.6000 %	27.6000 %
Health-related Institutions Patient Income	0.0000 %	0.0000 %	0.0000 %	0.0000 %	0.0000 %
Proportional Contribution					
Other Educational and General Proportional Contribution (Other E&G percentage x Total Employer Contribution to Retirement Programs)	3,487,673	3,061,956	4,195,098	4,195,098	4,195,098
HRI Patient Income Proportional Contribution (HRI Patient Income percentage x Total Employer Contribution To Retirement Programs)	0	0	0	0	0
Differential					
Differential Percentage	1.9000 %	1.9000 %	1.9000 %	1.9000 %	1.9000 %
Gross Payroll Subject to Differential - Optional Retirement Program	16,842,053	16,140,053	17,010,526	17,010,526	17,010,526
Total Differential	319,999	306,661	323,200	323,200	323,200

Schedule 6: Constitutional Capital Funding
87th Regular Session, Agency Submission, Version 1
Automated Budget and Evaluation System of Texas (ABEST)

10/22/2020 9:41:09AM

730 University of Houston					
Activity	Act 2019	Act 2020	Bud 2021	Est 2022	Est 2023
A. PUF Bond Proceeds Allocation	0	0	0	0	0
Project Allocation					
Library Acquisitions	0	0	0	0	0
Construction, Repairs and Renovations	0	0	0	0	0
Furnishings & Equipment	0	0	0	0	0
Computer Equipment & Infrastructure	0	0	0	0	0
Reserve for Future Consideration	0	0	0	0	0
Other (Itemize)					
B. HEF General Revenue Allocation	52,770,054	52,770,054	54,514,004	54,514,004	54,514,004
Project Allocation					
Library Acquisitions	0	0	0	0	0
Construction, Repairs and Renovations	52,770,054	52,770,054	54,514,004	54,514,004	54,514,004
Furnishings & Equipment	0	0	0	0	0
Computer Equipment & Infrastructure	0	0	0	0	0
Reserve for Future Consideration	0	0	0	0	0
HEF for Debt Service	0	0	0	0	0
Other (Itemize)					

Schedule 7: Personnel
87th Regular Session, Agency Submission, Version 1
Automated Budget and Evaluation System of Texas (ABEST)

Date: 10/22/2020
Time: 9:41:09AM

Agency code: **730** Agency name: **University of Houston**

	Actual	Actual	Budgeted	Estimated	Estimated
Part A.					
FTE Postions					
Directly Appropriated Funds (Bill Pattern)					
Educational and General Funds Faculty Employees	938.7	944.2	1,056.9	1,056.9	1,056.9
Educational and General Funds Non-Faculty Employees	1,082.1	1,088.0	1,218.4	1,218.4	1,218.4
Subtotal, Directly Appropriated Funds	2,020.8	2,032.2	2,275.3	2,275.3	2,275.3
Non Appropriated Funds Employees	4,877.3	4,827.6	4,595.3	4,595.3	4,595.3
Subtotal, Other Funds & Non-Appropriated	4,877.3	4,827.6	4,595.3	4,595.3	4,595.3
GRAND TOTAL	6,898.1	6,859.8	6,870.6	6,870.6	6,870.6

Agency 730 University of Houston

Project Priority:	Project Code:	Tuition Revenue Bond Request	Total Project Cost	Cost Per Total Gross Square Feet
1	1	\$ 132,000,000	\$ 132,000,000	\$ 733
Name of Proposed Facility: The IDEA Lab	Project Type: New Construction			
Location of Facility: UH - 4800 Calhoun, Houston, Texas 77204	Type of Facility: Academic/Research			
Project Start Date: 09/01/2021	Project Completion Date: 08/01/2024			
Gross Square Feet: 180,000	Net Assignable Square Feet in Project 117,000			

Project Description

The IDEA Lab (Innovation, Design, Experiential & ASPIRE) building upon its reputation as one of the top universities for entrepreneurship in the nation, the University of Houston will construct a new 180,000 square foot facility to expand opportunities for collaborative design, entrepreneurial innovation, and research. The building will serve as the campus-wide hub for innovation and research that fosters learning through the development of an interdisciplinary space that allows for hands-on development of physical prototypes. It will emphasize multi-discipline interaction to advance innovation and entrepreneurship as well as research space for the advancement of research institutes at the University. The project will enhance connectivity to the campus through planned site improvements.

Agency 730 University of Houston

Project Priority:	Project Code:	Tuition Revenue Bond Request	Total Project Cost	Cost Per Total Gross Square Feet
2	2	\$ 92,250,000	\$ 92,250,000	\$ 615
Name of Proposed Facility: Sugar Land Academic Building 2		Project Type: New Construction		
Location of Facility: UH at Sugar Land, 14000 University Blvd., SL		Type of Facility: Academic		
Project Start Date: 09/01/2021		Project Completion Date: 08/01/2024		
Gross Square Feet: 150,000		Net Assignable Square Feet in Project 105,000		

Project Description

Through this project, the University of Houston would construct a new facility of 150,000 square feet to expand the College of Technology on the UH Sugar Land campus. The building would include classrooms, research facilities, and innovation space. By moving the College of Technology to Sugar Land within the next five years, UH is providing the higher education needs for the region in critical jobs and economic growth areas such as supply chain management, cyber security, biotechnology, construction management, human resource development, and digital media. This project will increase the professional workforce pipeline for the greater Fort Bend County Region and better serve the needs of students and faculty. The project will include enhanced connectivity to the campus through planned site improvements.

Schedule 8B: Tuition Revenue Bond Issuance History

10/22/2020 9:41:10AM

87th Regular Session, Agency Submission, Version 1
Automated Budget and Evaluation System of Texas (ABEST)

730 University of Houston						
Authorization Date	Authorization Amount	Issuance Date	Issuance Amount	Authorized Amount Outstanding as of 08/31/2020	Proposed Issuance Date for Outstanding Authorization	Proposed Issuance Amount for Outstanding Authorization
1997	\$12,000,000	Feb 10 1999	\$12,000,000			
		<i>Subtotal</i>	\$12,000,000	\$0		
2001	\$51,000,000	Oct 9 2002	\$51,000,000		Aug 31 2020	\$0
		<i>Subtotal</i>	\$51,000,000	\$0		
2003	\$25,000,000	Jun 16 2004	\$25,000,000		Aug 31 2020	\$0
		<i>Subtotal</i>	\$25,000,000	\$0		
2006	\$57,600,000	Feb 4 2009	\$57,600,000		Aug 31 2020	\$0
		<i>Subtotal</i>	\$57,600,000	\$0		
2016	\$117,000,000	Feb 8 2016	\$63,000,000		Aug 31 2020	\$0
		Feb 16 2017	\$54,000,000			
		<i>Subtotal</i>	\$117,000,000	\$0		
					Aug 31 2020	\$0

730 University of Houston

50 in 5 Initiative - Complex Systems (Data Sciences)

(1) Year Non-Formula Support Item First Funded:	2012
Year Non-Formula Support Item Established:	2012
Original Appropriation:	\$1,380,000

(2) Mission:

Research Preeminence: 50 in 5 Initiative: As part of its drive to increase its visibility as a nationally recognized tier-one research university, the University of Houston has established a goal of increasing research expenditures by 50% in 5 years. To reach this level, UH needs continued non-formula support to transform interdisciplinary research centers & core research areas in energy, data science & health. In the last decade UH has exceeded the Texas Legislature's benchmarks for National Research University Funding, notably improved our position in the Top American Research University (TARU) rankings & achieved Tier One status, all as a result of the state's investment. We focus on an ambitious program to expand our research enterprise, increasing everything related to our research efforts & scholarly output by 50 percent during the next 5-years. Reaching these aims will produce outcomes one associates with membership in the prestigious Association of American Universities (AAU). The Texas Institute for Measurement, Evaluation and Statistics & the Hewlett Packard Enterprise-Data Science Institute provide high quality statistics, data processing and computing to the UH research community, impacting economic development & job creation through grant & support programs. Student success is facilitated through the involvement of students in different research programs, receiving hands on experience with advanced quantitative methods & through the teaching program.

(3) (a) Major Accomplishments to Date:

Texas Institute for Measurement, Evaluation, and Statistics: Generating 28:1 Return on Investment. For every dollar spent on TIMES, twenty-eight dollars are returned to the University of Houston through external funding. In FY20, TIMES received a five-year \$9.9M grant from the Institute of Education Sciences to create & direct a national research & development center for English Learners. The center will conduct research aimed at improving policies & system-level practices, overcoming instructional barriers, developing & evaluating practices that improve access to content. Hewlett Packard Enterprise-Data Science Institute: In FY19, UH announced a new collaboration with HPE including a \$10M gift to benefit the Data Science Institute. This partnership has enhanced our capacity to deploy data science tools to address challenges in the healthcare, energy & smart materials sectors in the Houston area, from health data mining to data-enable oil & gas exploration. Houston industries drive economies all over the world. There is an ongoing need for data science research & education to support workforce development & technology commercialization in the region. HPE-DSI plays a key role in the creation of a data-savvy workforce to support the region's industrial base. HPE-DSI also serves as a catalyst for basic and applied research, leading to the discovery & commercialization of technologies that will have a transformative impact on economic & social systems.

(3) (b) Major Accomplishments Expected During the Next 2 Years:

730 University of Houston

Texas Institute of Measurement, Evaluation, and Statistics: Actively seeking opportunities to bring additional National Research Centers and interdisciplinary grants to UH, either as the lead institution, or as a collaborating partner with other Texas institutions. To significantly improve the competitiveness of research proposals submitted from UH researchers & significantly increase the amount of interdisciplinary research being conducted, the immediate goal is to build & establish a slate of research & statistical support outreach services offered to all UH campuses to assist researchers in their design, analysis, measurement, & data management needs.

Hewlett Packard Enterprise-Data Science Institute: Building collaborative programs with public & private sector partners to advance data science & scientific computing in the metro area & beyond. The HPE-DSI will facilitate research collaborations to increase the competitiveness of UH faculty for research grants and lead the University's educational focus on educating the current & future data science workforce to gain expertise to function in a data-rich environment through degree programs, certificate programs, hands-on experiences, & industry workshops. The HPE-DSI will partner with colleges to develop community-based programs for middle & high school students to affect the STEM pipeline through coding academies & 'train-the-trainer' programs.

(4) Funding Source Prior to Receiving Non-Formula Support Funding:

N/A

(5) Formula Funding:

N/A

(6) Category:

Research Support

(7) Transitional Funding:

N

(8) Non-General Revenue Sources of Funding:

Fiscal Year	Amount	Source
2017	\$9.80M	Federal/State/Local government, Industry, other grant-making organizations
2018	\$10.50M	Federal/State/Local government, Industry, other grant-making organizations
2019	\$14.32M	Federal/State/Local government, Industry, other grant-making organizations
2020	\$14.38M	Federal/State/Local government, Industry, other grant-making organizations
2021	\$16.48M	Federal/State/Local government, Industry, other grant-making organizations
2022	\$18.54M	Federal/State/Local government, Industry, other grant-making organizations

(2020-2022 projections)

(9) Impact of Not Funding:

730 University of Houston

State appropriations are used for program specific research activities or investment. They provide support for university staff performing essential financial management services & manage wet lab & animal behavior core facilities. Continued investment is needed to support information technology infrastructure for research laboratories. In the last biennium TIMES reduced the number of professional managers & project managers due to an inability to fully fund their positions on grants, the depletion of residual funds, & the application of recent budget reductions. The external funding generated by TIMES in FY20 is insufficient to fund administrative staff. TIMES will cease to exist if the state appropriation is reduced further. Increasing grant support exponentially without increasing the cost of operations to support that research is impossible. State funds cover only those support staff positions that cannot be direct cost billed to research grants. There is no model for paying for HPE-DSI services provided to the UH research community. These costs cannot be charged to grants. HPE-DSI provides essential support to the UH research community & the region. The expansion of the HPE-DSI is addressed through increased tuition & grant revenue. The costs of actually buying & maintaining equipment, paying the staff to maintain the equipment & consult with users, & otherwise providing essential high-performance computing to the University cannot be maintained without the state support.

(10) Non-Formula Support Needed on Permanent Basis/Discontinuu

Permanent

(11) Non-Formula Support Associated with Time Frame:

No

(12) Benchmarks:

No

(13) Performance Reviews:

Yes. Both CACDS and TIMES are reviewed annually. Review criteria are undergoing redevelopment to establish benchmarks and return on investment criteria to be implemented during the FY21 review cycle.

730 University of Houston

50 in 5 Initiative – Energy Research

(1) Year Non-Formula Support Item First Funded:	2008
Year Non-Formula Support Item Established:	2008
Original Appropriation:	\$5,000,000

(2) Mission:

Research Preeminence: 50 in 5 Initiative: As part of its drive to increase its visibility as a nationally recognized tier-one research university, the University of Houston has established a goal of increasing research expenditures by 50% in 5 years. To reach this level, UH needs continued non-formula support to transform interdisciplinary research centers & core research areas in energy, data science & health. In the last decade UH has exceeded the Texas Legislature's benchmarks for National Research University Funding, notably improved our position in the Top American Research University (TARU) rankings & achieved Tier One status, all as a result of the state's investment. We focus on an ambitious program to expand our research enterprise, increasing everything related to our research efforts & scholarly output by 50 percent during the next 5-years. Reaching these aims will produce outcomes one associates with membership in the prestigious Association of American Universities (AAU). Non-formula funding supports the Advanced Manufacturing Institute (AMI) and the Texas Center for Superconductivity at UH (TcSUH), two major interdisciplinary programs in energy. Investments in these research and training programs enable the university to leverage external funding from industry and the federal government.

(3) (a) Major Accomplishments to Date:

Advanced Manufacturing Institute (AMI): A flagship program of AMI is the pilot superconductor manufacturing facility, funded by the Department of Energy, to develop and scale up advanced superconductor wire technologies. Since FY18, Quality Assurance & Quality Control tools have been designed, built and commissioned. This unique equipment has attracted the interest of industry where technical expertise is unavailable to duplicate them. The pilot manufacturing system has been revamped with a novel Advanced Reactor design that has led to improved superconductor wire performance, higher conversion efficiency of raw materials into product, higher throughput and promises better manufacturing yield. This manufacturing technology was used to fabricate high efficiency solar cells at a lower cost. Our superconductor and roll-to-roll manufacturing facilities, in-line quality control tools and continuous quality assurance equipment are attracting significant industry interest. Over the last six years the Texas Center for Superconductivity at the University of Houston (TcSUH) has been successful in leveraging \$13M in grants and industry contracts leading to significant numbers of publications and patents. TcSUH's most recent breakthrough is a research collaboration that lead to the development of an air filter designed to trap and kill the virus that causes COVID-19 in a single pass through a filter made from commercially available nickel foam heated to 200 degrees Centigrade.

(3) (b) Major Accomplishments Expected During the Next 2 Years:

730 University of Houston

Advanced Manufacturing Institute: expects to position itself to deliver 150m lengths of advanced superconductor wire to OEMs focusing on lower cost and increased throughput by manufacturing equipment/process innovations. AMI will be developing high temperature superconducting magnets made from low-cost raw materials and capable of handling high currents in a magnetic field greater than 20 Tesla. The work is intended to close fusion-specific technological gaps to accelerate deployment of a commercially viable fusion system. Making superconductor magnets that can withstand the powerful magnetic fields needed to implement fusion, at a dramatically lower cost, would make commercialization economically viable. That could play an important role in global efforts to reduce climate-damaging emissions such as carbon and methane. The use of fusion energy would also avoid a complication hindering the larger-scale deployment of wind or solar energy: It doesn't require an energy storage system, as it can be produced on-demand. The Texas Center for Superconductivity at the University of Houston continues its collaborative research in the areas of superconductivity, energy materials and applications. Training the next generation of scientists and engineers is also central to TcSUH's mission, encouraging students to pursue science and engineering careers, and enhance STEM elementary and secondary science and teacher professional development.

(4) Funding Source Prior to Receiving Non-Formula Support Funding:

N/A

(5) Formula Funding:

N/A

(6) Category:

Research Support

(7) Transitional Funding:

N

(8) Non-General Revenue Sources of Funding:

Fiscal Year	Amount	Source
2017	\$21.5M	Federal/State/Local government, Industry, other grant-making organizations
2018	\$22.58M	Federal/State/Local government, Industry, other grant-making organizations
2019	\$22.34M	Federal/State/Local government, Industry, other grant-making organizations
2020	\$23.69M	Federal/State/Local government, Industry, other grant-making organizations
2021	\$24.18M	Federal/State/Local government, Industry, other grant-making organizations
2022	\$24.68M	Federal/State/Local government, Industry, other grant-making organizations

(FY20 – FY22 projections)

(9) Impact of Not Funding:

730 University of Houston

Advanced Manufacturing Institute: The funds provided by the non-formula support item are used for the required cost share for the multi-million-dollar programs funded by the U.S. Department of Energy. AMI has a cost share commitment of over \$700k. Reducing or not funding this item will risk losing the funding from DOE. As a newly established multidisciplinary center, AMI does not have other funding sources to continue the program. Funding for the Texas Center for Superconductivity at the University of Houston supports research in the areas of superconductivity, energy, and health, and the supports the operation of centralized facilities for materials characterization for all UH researchers. The decrease in allocations experienced over the last three years has resulted in a reduction of staff, research personnel (graduate students and postdoctoral fellows) and support opportunities provided to senior research faculty, hampering TcSUH's ability to stimulate generation of external awards.

(10) Non-Formula Support Needed on Permanent Basis/Discontinuu

Permanent

(11) Non-Formula Support Associated with Time Frame:

No

(12) Benchmarks:

No

(13) Performance Reviews:

Yes. The Advanced Manufacturing Institute and the Texas Center for Superconductivity at UH are reviewed annually. Review criteria are undergoing redevelopment to establish benchmarks and return on investment criteria to be implemented during the FY 21 review cycle.

730 University of Houston

50 in 5 Initiative - Health Sciences

(1) Year Non-Formula Support Item First Funded:	2012
Year Non-Formula Support Item Established:	2012
Original Appropriation:	\$4,435,000

(2) Mission:

Research Preeminence: 50 in 5 Initiative: As part of its drive to increase its visibility as a nationally recognized tier-one research university, the University of Houston has established a goal of increasing research expenditures by 50% in 5 years. To reach this level, UH needs continued non-formula support to transform interdisciplinary research centers & core research areas in energy, data science & health. In the last decade UH has exceeded the Texas Legislature's benchmarks for National Research University Funding, notably improved our position in the Top American Research University (TARU) rankings & achieved Tier One status, all as a result of the state's investment. We focus on an ambitious program to expand our research enterprise, increasing everything related to our research efforts & scholarly output by 50 percent during the next 5-years. Reaching these aims will produce outcomes one associates with membership in the prestigious Association of American Universities (AAU). The HEALTH Research Institute and Animal Care Operations conduct innovative research that addresses biological, behavioral, psychological, and social determinants of health affecting Houston and beyond. Through equitable partnerships we are taking a multilevel approach (e.g., individual, interpersonal, community, societal) to developing new technologies, discovering novel treatments, and disseminating prevention strategies aimed at increasing the quality and length of life for all.

(3) (a) Major Accomplishments to Date:

HEALTH Research Institute (HRI): Significantly impacted the health and well-being of community members in Houston's Third Ward & East. The Taking Texas Tobacco Free program works with over 250 behavioral health clinics throughout the state to implement a sustainable tobacco-free workplace program; evidence-based treatment resources & trainings have been disseminated to over 2,356 professionals across 20 agencies, & outreach programming to over 126,341 community members throughout Texas; Project TOUCH-Treating Obesity in Underserved Communities in Houston provided free prevention programming & health screenings to over 3,032 residents, disseminated culturally-informed prevention materials to over 10,000 residents, & implemented free diabetes treatment (i.e., Diabetes Prevention Program) to over 286 adult residents in Houston; UHAND-UH & MD Anderson Partnership to Address Cancer Disparities works to reduce cancer disparities & increase diversity in cancer disparity research by providing opportunities for undergraduate & graduate students, postdoctoral fellows & early stage investigators with paid research experiences. Animal Care Operations (ACO): In FY19, UH received continued accreditation through AAALAC International, a private, nonprofit organization that promotes the humane treatment of animals in science through voluntary accreditation and assessment programs. In FY20, ACO completed the renovation & restoration of an older animal facility damaged during Hurricane Harvey.

(3) (b) Major Accomplishments Expected During the Next 2 Years:

730 University of Houston

Animal Care Operations: will develop a program to support research from industry. This support may be a contract for technical expertise or a lease of the animal facilities. This will allow UH to use its expertise and resources to help solve challenges facing the local biotech community. It will also nurture a relationship with the growing biotech industry in and around Houston. HEALTH Research Institute: advances a community-engaged research model that rapidly disseminates scientific breakthroughs designed to mitigate, and ultimately eliminate, community-identified health challenges in metropolitan Houston and beyond. It has leveraged its diverse interdisciplinary expertise to secure a 5 year, \$11.8M award from the NIH/National Institute on Minority Health and Health Disparities. In FY21, HRI will launch the HEALTH Center for Addictions Research and Cancer Prevention, designed to establish a national exemplar for how community-engaged research can accelerate scientific breakthroughs that can be rapidly disseminated and implemented directly into the targeted community by trained laypersons or paraprofessionals. This transformative infrastructure provides a sustainable data-driven approach for saving lives and preventing addictions and cancer from disproportionately afflicting marginalized and underserved communities in metropolitan Houston and beyond.

(4) Funding Source Prior to Receiving Non-Formula Support Funding:

N/A

(5) Formula Funding:

N/A

(6) Category:

Research Support

(7) Transitional Funding:

N

(8) Non-General Revenue Sources of Funding:

Fiscal Year	Amount	Source
2017	\$30.0M	Federal/State/Local government, Industry, other grant-making organizations
2018	\$31.92M	Federal/State/Local government, Industry, other grant-making organizations
2019	\$32.87M	Federal/State/Local government, Industry, other grant-making organizations
2020	\$34.43M	Federal/State/Local government, Industry, other grant-making organizations
2021	\$35.90M	Federal/State/Local government, Industry, other grant-making organizations
2022	\$37.38M	Federal/State/Local government, Industry, other grant-making organizations
(2020-2022 projections)		

(9) Impact of Not Funding:

730 University of Houston

Animal Care Operations: Non-formula support is used for payroll and communication allowance for several staff. The FY21 budget reduction has shifted a portion of the salary and fringe benefits to other cost centers. This will enviably lead to cost cutting initiatives and a reduction of services offered to the biomedical science researchers, making grants less competitive because of increased per diem rates. HEALTH Research Institute: Without the HRI's staffing and space UH would not have the dedicated infrastructure to ensure interdisciplinary health research is taking place. HRI has the requisite expertise to develop innovative research methods and data analytical approaches that facilitates grant submissions without being cost-prohibitive. The expertise and dedicated infrastructure to build and sustain equitable partnerships with marginalized and underserved communities that have traditionally mistrusted academia and resisted to participate in community -embedded research would be lost. UH would not have the expertise and dedicated infrastructure to engage in activities that promote health education and rapidly disseminate research findings into marginalized and underserved communities. Moreover, the capacity to disseminate culturally informed prevention and treatment programs would cease to exist. The FY21 budget reduction has forced HRI to forgo the planned expansion of the HRI infrastructure which was to include the addition of a Postdoctoral Fellow.

(10) Non-Formula Support Needed on Permanent Basis/Discontinuu

Permanent

(11) Non-Formula Support Associated with Time Frame:

No

(12) Benchmarks:

No

(13) Performance Reviews:

Yes. The Animal Care Operations and HEALTH Research Institute are reviewed annually. Review criteria are undergoing redevelopment to establish benchmarks and return on investment criteria to be implemented during the FY21 review cycle.

730 University of Houston

Carbon Hub

(1) Year Non-Formula Support Item First Funded:	2020
Year Non-Formula Support Item Established:	2020
Original Appropriation:	\$0

(2) Mission:

Rapid and transformative commercial deployment of carbon management (Carbon Capture, Utilization and Storage (CCUS)) technology remains an unconquered challenge and is required for the growth of sustainable energy development. This transformation requires not only short-term project activation and commercial demonstrations, but also the development of a workforce and expertise to and for the marketplace to enable broad impactful commercial deployment. That impact is recognized as essential to a world-leading set of solutions, as well as, US economic growth through jobs and value creation domestically and global leadership of knowhow and capability for worldwide deployment. Carbon management and CCUS are challenging scientifically and technically and there have, and continues to be, great effort to advance these areas. The commercial aspects span industry, academia and government and are not simply solved by industry, as the challenges are unique to this technology and marketplace and will be a significant contributor to risk assessment. The partnership of industry and government along with academia can address the challenges and provide commercial pathways to solutions and frameworks that will enable the carbon management penetration that is critical to the long-term success in the US and ultimately the global marketplace.

(3) (a) Major Accomplishments to Date:

N/A

(3) (b) Major Accomplishments Expected During the Next 2 Years:

1. Rapid commercialization and project activation will require the development of testing and validation protocols and facilities. Development of such facilities and partnering with industry to advance economic development and workforce development will be a major accomplishment.
2. Partnership with Industry and start-up commercialization entities for the rapid translation and commercialization of carbon management practices.
3. Engage with broad group of statewide academic and NGOs towards the development of strong workforce development plans and deliver marketplace needs for trained and skilled professionals

(4) Funding Source Prior to Receiving Non-Formula Support Funding:

None

(5) Formula Funding:

None

(6) Category:

Research Support

730 University of Houston

(7) Transitional Funding:

N

(8) Non-General Revenue Sources of Funding:

We anticipate funding from three sources outside of state funds: federal sources (including DOE, NSF and Southern States Energy Board); private and venture capital funding for rapid acceleration and testing; philanthropic support from aligned foundations, NGOs and other philanthropic organizations.

(9) Impact of Not Funding:

Without the leadership of the Carbon Hub and a sustained state involvement – the positioning of Houston’s and Texas’ energy leadership will have an existential threat. This Hub allows a methodical and strategic approach to all aspects of the energy transition and ensures an ongoing and healthy economy will be supported as the transition occurs. The interests of the industry – the workforce – the economy we are based upon must have a strategic center point and an aligned strategic set of principles and intent. Without de-carbonization the existing industry base shrinks and now the state must consider the impact of a state income tax, etc.

(10) Non-Formula Support Needed on Permanent Basis/Discontinuation:

Permanent

(11) Non-Formula Support Associated with Time Frame:

The funding will be a combination of one-time and recurring funds. One-time capital expenditures towards testing and validation will be required. Investments in technology and education will be required due to new jobs, new needs, new capabilities, and new business models that we must be positioned to deploy and implement. Recurring funds will be required towards personnel and matching funds for federal and private funds towards the mission of the Hub. We anticipate that over time the recurring funds will decrease to eventually only support minimal staff needs of the Hub.

(12) Benchmarks:

None

(13) Performance Reviews:

1. Workforce statistics and economic development indices
 2. Carbon Management investment from private companies
 3. Leveraged funding from federal agencies, philanthropy and private companies
 4. Venture capital funds for acceleration of technologies
 5. Emissions outputs and measured improvements
-

730 University of Houston

College of Medicine

(1) Year Non-Formula Support Item First Funded:	2020
Year Non-Formula Support Item Established:	2020
Original Appropriation:	\$20,000,000

(2) Mission:

The UH College of Medicine will be accountable for improving the overall health and healthcare of the population of not only Greater Houston but also other urban and rural areas of Texas that face significant doctor shortages by:

- Educating a diverse group of physicians who will provide compassionate, high-value (high quality at reasonable cost) care to patients, families and communities, with a focus on primary care and other needed physician specialties, such as psychiatry and general surgery.
- Conducting interdisciplinary research to find innovative solutions to problems in health and healthcare.
- Providing integrated, evidence-based, high-value care delivered to patients by inter-professional teams.
- Engaging, collaborating with, and empowering patient populations and community partners to improve their health and healthcare.

(3) (a) Major Accomplishments to Date:

- Received preliminary LCME accreditation February 2020
- First class admitted– 30 students admitted July 2020
- Completed search for all leadership positions, including naming the founding dean, and hiring all associate deans and department chairs
- Hired over 30 full time faculty
- Completed construction and outfitting of the initial classroom and lab space in our Health and Biomedical corridor.
- Construction has begun on permanent site with anticipated completion of Summer 2022
- Received SACS approval of medical degree August 2019
- Finalized agreement with HCA Houston Healthcare for residency partner fulfillment.

(3) (b) Major Accomplishments Expected During the Next 2 Years:

- Expecting LCME provisional accreditation - March 2022
- Completion of construction of new medical education building (June 2022)
- Doubling of medical school class size to 60 per class (June 2022)
- Recruitment of 15 additional fulltime faculty as per hiring plan (June 2022)
- Launching of a Direct Primary Care clinic model to serve uninsured patients (September 2021)
- Extramural research grant funding of \$1M per year (September 2022)

(4) Funding Source Prior to Receiving Non-Formula Support Funding:

Local funds (i.e. royalty income and gifts).

730 University of Houston

(5) Formula Funding:

None. The College of Medicine had its first students admitted in July 2020.

(6) Category:

Instructional Support

(7) Transitional Funding:

N

(8) Non-General Revenue Sources of Funding:

Fiscal Year	Amount	Source
2018	\$1,192,750	Local funds (i.e. royalty income and gifts)
2019	\$6,647,138	Local funds (i.e. royalty income and gifts)
2020	\$5,251,010	Local funds (i.e. royalty income and gifts)
2021	\$9,849,022	Local funds (i.e. royalty income and gifts)

(9) Impact of Not Funding:

Without this funding support, the University of Houston will not be able to maintain its planned growth of the new medical school to its full potential of 480 students to address the primary health care needs of Texas residents. There is a shortage of physicians in Texas, as it lags well behind all but a handful of states in terms of physicians per capita and most critically, primary care physicians. The state of Texas has 190.8 active patient care physicians per 100,000 population, compared to the U.S. national average of 234.7, ranking 42nd out of 50 states on this ratio; Texas would need 11,838 additional active patient care physicians to achieve the national average active patient care physician to population ratio today. The state of Texas has 65.1 active patient care primary care physicians per 100,000 population, compared to the U.S. national average of 82.5, ranking 47th out of 50 states on this ratio; Texas would need 4,686 additional active patient care primary care physicians to achieve the national average active patient care primary care physician to population ratio today. A significant number of Texas counties continue to be classified as Medically Underserved Areas/Populations (MUPs) and Primary Care Health Professional Shortage Areas (HPSAs). Even large urban counties like Harris County, continue to have geographic communities that are classified as medically underserved and suffering from a shortage of primary care health professionals in their communities.

(10) Non-Formula Support Needed on Permanent Basis/Discontinuu

Permanent

(11) Non-Formula Support Associated with Time Frame:

No

(12) Benchmarks:

None

730 University of Houston

(13) Performance Reviews:

LBB HRI Performance Measures

730 University of Houston

Education and Community Advancement

(1) Year Non-Formula Support Item First Funded:	2012
Year Non-Formula Support Item Established:	2007
Original Appropriation:	\$1,151,509

(2) Mission:

The Education and Community Advancement item is used to develop the infrastructure and support the operations of UH's education and community advancement research programs, in order to leverage external funding. Funding primarily supports teachHouston and public policy outreach programs. teachHOUSTON is a STEM teacher preparation program that addresses the critical need for highly qualified STEM teachers in Texas. It is a collaboration between UH and local school districts. The program produces diverse teachers with solid content knowledge for enhancing student learning which will ultimately increase the number of students from underrepresented groups entering into STEM majors and professions.

The Hobby School of Public Affairs is growing and developing a number of programs dedicated to active community engagement, objective and applied public policy research, and leadership development. Research programs provide policy analysis to decision makers in the region and state while training students for the workforce. Creation of a new center will house the Hobby School's significant and highly successful internship programs, Civic Engagement Boot Camps and Certified Public Manager Program. The internship programs, which reflect the very diverse Houston area population as well as many first generation college students, prepare students for careers in public service while the management program focuses on mid-career professionals.

(3) (a) Major Accomplishments to Date:

teachHOUSTON, which was initiated in 2007 with 14 students, currently has 350 students enrolled. To date, teachHOUSTON has graduated 258 STEM teachers and is changing the face of regional public education. Annually, 90% of our graduates enter teaching, of which 95% teach in the Greater Houston Area, most in high-need schools. Moreover, 88% of these teachers continue to teach beyond 5 years, and 69% are minorities. Approximately 150,000 students that have been taught by highly trained teachHOUSTON graduates.

HSPA offers a Master of Public Policy degree and seven dual degrees; provides policy analyses for the public, business and non-profits; conducts research and leadership training; and builds impactful community partnerships. HSPA has nine faculty members. The Inter-University Consortium of Political and Social Research recognizes HSPA. Researchers have conducted studies in numerous areas and obtained grants from federal, state and local entities. A multi-year survey on Hurricane Harvey is underway. HSPA provides polling expertise and objective data. Commentary by faculty and researchers have been carried by national and local media. The Rockwell Center focuses on ethics in policy and practice. Internship programs provide undergraduates paid legislative internships. The Civic Houston Internship Program places interns locally. The Certified Public Manager program serves working professionals. The Civic Engagement Boot Camp teaches community engagement skills.

(3) (b) Major Accomplishments Expected During the Next 2 Years:

730 University of Houston

teachHOUSTON will work on recruitment and retention with a target of graduating 40 STEM teachers each year. Additionally, teachHOUSTON will formally partner with the computer science department and solicit grant funding for scholarships, internships, and professional development that integrates STEM with computer science principles. The program will also launch a Noyce Professional Development and Mentoring Institute (NPDMI) during the summer to connect graduates and undergraduates which will provide -30 hours of professional development and has the potential to impact 47 campuses in the Houston area.

The fall 2020 MPP program has 66 students with a goal of adding 50 new students in '21. A new BA/BS degree in public policy starts fall '21 with an accelerated graduate degree option. The new Rockwell Center will expand its scope in ethics and skill training in leadership while attracting nationally recognized scholars. A center for civic action will be created and grow HSPA's various internship and civic engagement programs, expand student and community initiatives, and teach applied skills and leadership. It will create new opportunity for professional certificate programs, workshops, research collaborations, a county government internship program, and using applied research to identify immediate solutions to challenges within a community, industry or government. Podcasts and webinars will increase connections to students and the general public.

(4) Funding Source Prior to Receiving Non-Formula Support Funding:

Government grants from local and federal sources and contributions from private entities.

(5) Formula Funding:

None

(6) Category:

Public Service

(7) Transitional Funding:

N

(8) Non-General Revenue Sources of Funding:

Fiscal Year	Amount	Source
2018	\$39.8M	Federal/State/Local government, Industry, other grant-making organizations
2019	\$41.2M	Federal/State/Local government, Industry, other grant-making organizations
2020	\$42.7M	Federal/State/Local government, Industry, other grant-making organizations
2021	\$44.2M	Federal/State/Local government, Industry, other grant-making organizations

(9) Impact of Not Funding:

730 University of Houston

teachHOUSTON is the University of Houston's only secondary STEM teacher training program. Important issues facing education include not only the recruitment and preparation of high quality teachers, but also retaining them in the profession. The teaching profession experiences turnover at a greater rate than other professions in the U.S. and is prevalent in the city of Houston with 50% of teachers in Houston ISD leaving the profession in four years. Without special item funding, the teachHOUSTON program will have to reduce the number of course offerings due to decreased support of faculty which will ultimately result in a lower number of STEM teachers produced.

HSPA would terminate much of its research, programs and projects, resulting in a loss of basic public policy research for the Houston region with fewer learning opportunities for students. Dual degree programs with other UH departments would be delayed, resulting in less affordable degrees. Services for public and private sector entities would be cut back or discontinued. There would be a decrease in public service and employment opportunities for students. Community partnerships and projects would be discontinued. The nationally accredited Certified Public Manager Program would cease at UH. Pursuit of research funding through external grants would be curtailed. The elimination of HSPA's major programs would result in a multi-million dollar loss of private funding of its unique programs.

(10) Non-Formula Support Needed on Permanent Basis/Discontinuu

Permanent

(11) Non-Formula Support Associated with Time Frame:

None

(12) Benchmarks:

NO

(13) Performance Reviews:

teachHouston: Each semester program data is collected by program faculty and staff and includes the following: (a) course enrollment information, (b) student demographics, (c) academic advising information, (d) field-based course observations, and (e) begin and end of term survey data. Additionally, the program tracks teacher service time, school district of employment, and courses taught. The data is reviewed annually by the Program's Research Committee to ensure that program goals are met while maintaining fidelity to the program.

Public Policy: Hobby Fellows, Leland Fellows and the Civic Houston Internship Program are measured through (a) total number of interns, (b) student satisfaction (defined by surveys and instructor evaluations), (c) office evaluations and (d) job placements and advancements. The Certified Public Manager Program is measured by (a) number of participants and where they work, (b) student satisfaction (defined by surveys) and (d) job promotions. Measurements of research projects include (a) citations, (b) media coverage and (c) external funding. Community engagement is measured through the number of community outreach projects and attendance. The upcoming undergraduate program will be evaluated based upon enrollment and job placement.

730 University of Houston

Hobby School of Public Affairs

(1) Year Non-Formula Support Item First Funded:	2016
Year Non-Formula Support Item Established:	2016
Original Appropriation:	\$2,200,000

(2) Mission:

The University of Houston seeks funding to continue building on the original special item for the Hobby School of Public Affairs (HSPA). HSPA provides an innovative, multi-disciplinary Master of Public Policy degree and dual degrees emphasizing quantitative methods, with a foundation of ethics, leadership and applied skills. Its research division and public programs offer resources to assist government and businesses in decision making and recruiting trained employees. Through graduate education, research projects, undergraduate internships, professional training, dual degree options, and certificates, HSPA prepares its students with the skills necessary to excel in the 21st Century world. HSPA seeks special item funding to help create an undergraduate program in public policy, establish a center for civic action, and enhance practical research.

(3) (a) Major Accomplishments to Date:

HSPA offers a Master of Public Policy degree and seven dual degrees; provides policy analyses for the public, business and non-profits; conducts research and leadership training; and builds impactful community partnerships. HSPA has nine faculty members specializing in quantitative methods, ethics, political science, economics, psychology and business. MPP students complete capstone projects. The Inter-University Consortium of Political and Social Research recognizes HSPA. Researchers have conducted studies in demographics, law enforcement, real estate, pension reform, disaster impact, and obtained grants from federal, state and local entities. A multi-year survey on the impact of Hurricane Harvey is underway. Papers on the future economy, work/life conflicts, firefighter stress, city performance, and other areas have been done. The Survey Research Institute provides polling expertise and objective data. The Concept Visualization Lab creates multi-dimensional visualizations. Commentary by faculty and researchers have been carried by national and local media. The Rockwell Center focuses on ethics in policy research and practice. Hobby and Leland Fellow internship programs provide undergraduates paid legislative internships. The Civic Houston Internship Program has placed more than 1500 interns locally. The nationally accredited Certified Public Manager program serves working professionals. The Civic Engagement Boot Camp teaches community engagement skills.

(3) (b) Major Accomplishments Expected During the Next 2 Years:

Sixty-six students are enrolled in the fall 2020 MPP program with a goal of adding 50 new students in 2021. A new BA/BS degree in public policy starts in fall 2021, preparing students for the workplace with an accelerated graduate degree option to save time and money. The Rockwell Center will expand its scope in ethics and skill training in leadership, life skills, and multicultural and race relations while attracting nationally recognized scholars and increasing community partnerships. A center for civic action will be created and grow HSPA's various internship and civic engagement programs, expand student and community initiatives, and teach applied skills and leadership development. It will include new opportunity through professional certificate programs, training workshops, research collaborations with other Texas universities and non-profits on voting and elections, community based participatory research projects, and a county government internship program. Another initiative addresses problem solving using applied research to identify immediate solutions to challenges within a community, industry or government. Podcasts and webinars will increase connections to students and the general public. HSPA expects enhanced private fundraising success.

730 University of Houston

(4) Funding Source Prior to Receiving Non-Formula Support Funding:

Government grants from local, state and federal sources and contributions from private entities funded research and internships.

(5) Formula Funding:

None

(6) Category:

Instructional Support

(7) Transitional Funding:

N

(8) Non-General Revenue Sources of Funding:

Fiscal Year	Amount	Source
-------------	--------	--------

2018	\$789,490	Private foundations, corporations, individual contributions, state and federal agencies, endowment income institutions.
------	-----------	---

2019	\$939,490	Private foundations, corporations, individual contributions, state and federal agencies, endowment income institutions.
------	-----------	---

2020	\$939,490	Private foundations, corporations, individual contributions, state and federal agencies, endowment income institutions.
------	-----------	---

2021	\$939,490	Private foundations, corporations, individual contributions, state and federal agencies, endowment income institutions.
------	-----------	---

(9) Impact of Not Funding:

Without special item funding, HSPA would terminate much of its present research and other on-going programs and projects, resulting in a loss of basic public policy research capability for the Houston region with fewer learning opportunities for students. It would not be able to meet its research obligations with other universities nor funding entities such as the National Science Foundation. Dual degree programs with other UH departments would be delayed, resulting in less affordable degrees. Services offered to public and private sector entities would be greatly cut back or discontinued. Education, training and leadership programs would be curtailed or abolished, decreasing public service and employment opportunities for students. Community partnerships and projects would be discontinued. The nationally accredited Certified Public Manager Program would cease at UH. Pursuit of research funding through external grants would be curtailed. The elimination of HSPA's major programs would result in a multi-million dollar loss of private funding of its unique programs as well as positive visibility for UH, Houston and the state of Texas.

(10) Non-Formula Support Needed on Permanent Basis/Discontinuation:

Permanent

730 University of Houston

(11) Non-Formula Support Associated with Time Frame:

A reasonable timeframe for the special item funding for the Hobby School's academic programs is 10 years (beginning in fiscal year 2016). HSPA is logically growing its programs based on initial special item funding and premature termination of funding would result in wasted past expenditures. Continued special item funding is warranted for all non-academic activities such as the Center for Public Policy, Hobby Fellows-Austin, Leland Fellows- Washington, the Civic Houston Internship Program, the Survey Research Institute, the Rockwell Center on Ethics and Leadership, the Certified Public Manager Program, the Empirical Implications of Theoretical Models (EITM) Institute, the Inter-University Consortium of Political and Social Research, the Concept Visualization Lab, , The new undergraduate program, the Hobby Hour and other educational webinars and podcasts, the Civic Engagement Boot Camp, the Houston Chronicle Inside Policy and Politics blog, the Hobby Symposium Series, events, and workshops.

(12) Benchmarks:

N/A

(13) Performance Reviews:

730 University of Houston

Student success will be measured through the following:

- Median GRE
- Graduate student acceptance rate
- Total graduate student enrollment
- Graduate course completion rate
- Total degrees awarded
- Job obtainment
- Total undergraduate interns
- Student and intern satisfaction (defined by surveys and instructor evaluations)

Community Advancement will be measured through the following:

- Number of internship placements in Houston, Austin and Washington
- Total number of participants and graduates in the Certified Public Manager program
- Research awards and projects with community emphasis

National Recognition will be measured by the following:

- Number of national internship placements
- Number of national graduate employment placements in 1 year
- Number of nonresident students
- Number of resident students
- Amount of revenue produced through research awards by national organizations

Competitive Resources will be measured by the funds generated through the following:

- Total state appropriations per full time equivalent (FTE) student
 - Total expenditures per FTE student
 - Endowments
 - Total annual giving
 - Certifications and other programs
-

730 University of Houston

Institutional Enhancement

(1) Year Non-Formula Support Item First Funded: 2000
Year Non-Formula Support Item Established: 2000
Original Appropriation: \$1,781,305

(2) Mission:

Institutional enhancement resources are used to fund the core operations of the university, including the delivery of instruction, support for students, support for the university's research activities and general administration. They are essential to achievement of the university's goals and its effective operation.

(3) (a) Major Accomplishments to Date:

- Record degrees awarded: 10,160
- Record freshman 1-year retention: 85%
- Record freshman 6-year graduation rate: 61%
- Record freshman median SAT: 1224
- Record number of doctorates: 333
- Record total research expenditures: \$195M
- Record royalty income: \$65.7M
- Record scholarly citations: 144,979

(3) (b) Major Accomplishments Expected During the Next 2 Years:

With continued Institutional Enhancement funding, the University of Houston expects to build upon enrollment, student success, degrees awarded, and research productivity achieved during the current biennium.

(4) Funding Source Prior to Receiving Non-Formula Support Funding:

N/A

(5) Formula Funding:

None

(6) Category:

Institutional Enhancement

(7) Transitional Funding:

N

730 University of Houston

(8) Non-General Revenue Sources of Funding:

None. Unlike other non-formula support items, Institutional Enhancement is not a university program into which revenue from other sources is allocated.

(9) Impact of Not Funding:

Not funding this item would slow the university's progress as a nationally competitive Tier One research institution, making it more difficult for the university to build upon its success in student access and success, as well as research productivity.

(10) Non-Formula Support Needed on Permanent Basis/Discontin

Permanent

(11) Non-Formula Support Associated with Time Frame:

No

(12) Benchmarks:

No

(13) Performance Reviews:

None

730 University of Houston

New Law Center Building

(1) Year Non-Formula Support Item First Funded: 2020
Year Non-Formula Support Item Established: 2020
Original Appropriation: \$45,000,000

(2) Mission:

Hobby: The Hobby School of Public Affairs is currently located at the University of Houston in the Charles F. McElhinney Hall Building. With the current growth and curriculum needs of the College, the Hobby School of Public Affairs requires an update to the existing space which will include an expansion in square footage. The expansion and update to the existing space will allow for a new welcoming lobby, administrative offices, classrooms and multi-purpose spaces, collaboration zones and the Hobby School Centers that will support their growth needs over the next decade.

Law: The new Law Building to be located on the University of Houston campus will be designed and built as a standalone building that will serve as the new home of the Law Center. The new facility will promote community engagement and modern, interdisciplinary legal education in a student-focused environment. Capabilities of the new building will include instructional spaces, advocacy skills labs, student areas, courtroom and event facilities, faculty and administration office, student service areas, legal clinics and a law library.

(3) (a) Major Accomplishments to Date:

- Law Center – Design in progress. Design for site work and foundation issued with final design due October 2020. Construction contract awarded with contractor mobilizing September 2020.
- Hobby School – Design in progress, currently in Schematic Design.

(3) (b) Major Accomplishments Expected During the Next 2 Years:

- Law Center – Substantial completion of construction.
- Hobby School – Substantial construction.

(4) Funding Source Prior to Receiving Non-Formula Support Funding:

None

(5) Formula Funding:

None

(6) Category:

Instructional Support

(7) Transitional Funding:

N

730 University of Houston

(8) Non-General Revenue Sources of Funding:

Fiscal Year	Amount	Source
2020	\$30M	Bonds
	\$22M	Gift

(9) Impact of Not Funding:

Hobby: Without funding from the State of Texas, The Hobby School of Public Affairs will be unable to fully realize the potential of the newly assigned spaces located in the Charles F. McElhinney Hall Building. Future growth of the Hobby school, including student gathering spaces, meeting areas, classrooms/auditoriums, administrative offices, Hobby School Centers and community centric engagement areas will require that options to expand the facility are addressed to serve the mission of the program and long term future growth requirements. Other significant negative impacts would be the inability to update and provide integration of The Charles F. McElhinney Building into the campus with site improvements and improved accessibility. The Charles F. McElhinney Hall Building does not meet the modern needs of the college and has significant deferred maintenance deficiencies.

(10) Non-Formula Support Needed on Permanent Basis/Discontinuu

N/A

(11) Non-Formula Support Associated with Time Frame:

N/A

(12) Benchmarks:

None

(13) Performance Reviews:

N/A

730 University of Houston

Partnership for Multicultural Success

(1) Year Non-Formula Support Item First Funded:	2020
Year Non-Formula Support Item Established:	2020
Original Appropriation:	\$2,500,000

(2) Mission:

UH requests funding to expand its cultural and diversity programs to meet the needs of our campus and region. UH is home to several programs including Mexican-American, Asian-American and African-American Studies that focus on the vibrant cultures of our city, state, and world. The Partnership for Multicultural Success will offer the following activities: 1) improving academic outcomes in minority communities (e.g. high school graduation/college enrollment rates, scholarships, etc.); 2) community engagement (e.g. lectures, festivals, and cultural events); 3) scholarly research (e.g. symposiums, publications, and scholars-in-residence); 4) professional development (e.g. internships, certification programs, mentoring); and 5) academic enrichment (e.g. courses, study abroad, etc.). Funding will go toward expanding existing cultural and diversity programs with support toward improving academic outcomes, community engagement, scholarly research, professional development, and academic enrichment. Houston is a diverse, global city and international business hub. The University of Houston's student population reflects this reality: no ethnic group constitutes a majority of our students, and 1 in 10 is international.

(3) (a) Major Accomplishments to Date:

Between Fall 2007 and Fall 2015, minority enrollment grew from over 18,000 students to over 26,000. Hispanic enrollment grew by 75%. UH has been designated as a Hispanic Serving Institution by the U.S. Department of Education. From FY 2008-15, the number of minority degrees awarded increased from 1,907 to 3,222—nearly 70%. UH is leading the way in closing the achievement gaps of underrepresented students. From FY 2012-15, the 4-year graduation rate for African-American and Hispanic students increased by 11 and 7 percentage points respectively. They are now close to the graduation rate of white students.

(3) (b) Major Accomplishments Expected During the Next 2 Years:

UH expects to enroll and graduate more minority students. We also expect minority students' graduation rates will continue to improve, and special item funding would further this trend. Finally, Greater Houston will continue to be a national model for cultural, ethnic, and economic integration.

(4) Funding Source Prior to Receiving Non-Formula Support Funding:

None

(5) Formula Funding:

None

(6) Category:

Public Service

730 University of Houston

(7) Transitional Funding:

N

(8) Non-General Revenue Sources of Funding:

None

(9) Impact of Not Funding:

Greater Houston is experiencing dramatic demographic changes. An increasing number of its students and working professionals are non-white. Not funding this item would limit the ability of UH to provide programs that would facilitate greater student success, professional development, and economic and cultural integration.

(10) Non-Formula Support Needed on Permanent Basis/Discontinuation:

Permanent

(11) Non-Formula Support Associated with Time Frame:

No

(12) Benchmarks:

None

(13) Performance Reviews:

Awardees will be required to submit activities reports annually. Given the circumstances faced by awardees due to COVID conditions, the annual reports for this funding will be due to the Provost in May 2021.

730 University of Houston

Small Business Development Center

(1) Year Non-Formula Support Item First Funded:	2018
Year Non-Formula Support Item Established:	1984
Original Appropriation:	\$200,000

(2) Mission:

The UH Small Business Development Centers provide the tools and resources to help small regional businesses start, grow, and succeed. Through two core services, free one-on-one business and management advising and low-cost business training seminars, the SBDC helps new entrepreneurs start their business, existing business owners attract new customers, increase sales, and improve operations, and assists clients in obtaining capital to open or expand their business. The UH SBDC also offers specialized consulting and training in government contracting, assisting business owners obtain State, local, and federal government contracts. The SBDC's mission is to strengthen small businesses so that they will contribute to the economic vitality of our communities through job creation and retention, increased sales, and capital access. The SBDC will continue to provide small companies with assistance in obtaining financing and government contracts to begin or expand their business, as well as help start-up and existing businesses evaluate and implement business solutions to improve survivability, growth potential, and new employment opportunities.

(3) (a) Major Accomplishments to Date:

Through 14 service centers located within its 32 county Gulf Coast region, the UH SBDC has had a very successful positive economic impact on Houston and the surrounding communities, particularly in the area of job creation and its return on investment. An annual, independent impact study completed in calendar 2019, for businesses assisted in calendar 2017, showed that clients who received five or more hours of counseling from the SBDC:

- Created 6,508 new jobs, with a 2 year total from 2016 through 2017 of 12,655 new jobs
- Generated over \$455 million in new sales
- Retained 3,043 jobs and \$656.4 million in sales were saved
- Generated new tax revenues of \$55.6 million, consisting of \$38.6 million in State taxes, and \$17.1 million in federal taxes
- Obtained \$237 million in new capital financing
- A return on investment of \$12.20 for every \$1 expended in support of the program (from all funding sources)

During FY 2019, the SBDC through all its programs and services:

- Provided 13,678 training hours over 401 classes to 4,798 entrepreneurs
- Provided 25,314 advising hours to 5,127 clients

(3) (b) Major Accomplishments Expected During the Next 2 Years:

730 University of Houston

During the current biennium the SBDC realized its planned pilot initiatives of a fully virtual and paperless advising alternative and adding an expansive offering of webinar-based business education. Fortuitously, the SBDC was able to quickly pivot its business model to immediately provide full-scale virtual advising to assist our current clients and the burgeoning number of new clients with SBA/CARES Act loan products, for instance, at the onset of the COVID Pandemic. From March 1, 2020 through July 17, 2020, the SBDC has provided assistance to 2,911 clients and 1,644 non-clients Network-wide (4,555 total), and broadcasted, recorded, edited and posted over 180 live business webinars in the last 4 ½ months since the Governor-issued business shutdown orders. The UH SBDC will continue to develop new products and services to meet the new demands of a recovering economy, post-pandemic. We will be offering a virtual business matchmaking conference in 2021 and will continue with those types of initiatives into the next biennium. The University of Houston Small Business Development Center Network has a strong history of meeting or exceeding all program objectives and milestones, and we anticipate again achieving high economic impact results. We anticipate that our record of meeting or exceeding all our goals as 1 of only 16 SBDCs of the 62 SBDC programs nationally to do so, will continue in the next biennium.

(4) Funding Source Prior to Receiving Non-Formula Support Funding:

Federal and university funding

(5) Formula Funding:

N0 -

(6) Category:

Public Service

(7) Transitional Funding:

N

(8) Non-General Revenue Sources of Funding:

Fiscal Year	Amount	Source
-------------	--------	--------

2020	\$7,360,354	Federal & Local Government support (includes \$4,038,655 of funds received under the CARES Act – specifically funding SBDCs to provide assistance to small businesses affected by the COVID-19 shutdown orders).
------	-------------	--

\$1,466,927	Private Sources, including partner match, program income
-------------	--

2021	\$3,321,699	Federal & Local Government support
------	-------------	------------------------------------

\$1,527,927	Private Sources, including partner match, program income
-------------	--

2022	\$3,321,699	Federal & Local Government support
------	-------------	------------------------------------

\$1,527,927	Private Sources, including partner match, program income
-------------	--

2023	\$3,321,699	Federal & Local Government support
------	-------------	------------------------------------

\$1,527,927	Private Sources, including partner match, program income\$
-------------	--

730 University of Houston

(2020 – Program Income amount is a projection; all numbers for 2021-2023 are projections)

(9) Impact of Not Funding:

If funding were discontinued by the state, the UH SBDC would be unable to meet the cost-sharing provisions of its two core federal awards with a total funding loss to the SBDC network of more than \$4.2 million annually of non-general revenue funding, and would essentially result in the demise of the UH SBDC program. In addition to the current federal awards that require cost-sharing, our state funds have been used in the past to apply for additional federal funding from both the SBA and other federal agencies to assist small businesses. In addition, as has happened in the past after natural disasters occur, because of the SBDC, UH received additional funding for an 18-month period for the SBDC to assist small businesses who suffered economic injury as a result of the COVID-19 shutdown orders. The loss of SBDC services to Houston and the Gulf Coast business communities would have a huge negative impact as small businesses restart and pivot their operations to the new normal. In addition, the thousands of start-up entrepreneurs and existing business owners we serve, cannot or would not seek business counseling from the private sector and would be unable to access professional business services, reducing local sales growth, job creation, and capital expansion even in the best of economic times. The combination of the above factors would certainly cause declining tax revenues of approximately \$77 million over the biennium, as well as the loss of over 12,000 existing jobs.

(10) Non-Formula Support Needed on Permanent Basis/Discontinuu

Permanent. State funds are required to meet our federal award cash match requirements. It could not be discontinued without the loss of \$4.8 million annually in non-general revenue funding or \$9.7 million over the biennium.

(11) Non-Formula Support Associated with Time Frame:

No

(12) Benchmarks:

No

(13) Performance Reviews:

The SBDC conducts an independent annual impact survey of its clients, collecting data on increases in sales, jobs created and retained, and capital financing received as a result of the advising services received from the SBDC, as outlined above under section (5) above. The survey completed in 2019 reflects that the benefit to cost ratio, or ROI for every dollar spent on the SBDC program was \$12.20 to \$1. The survey results show that state tax revenues generated by SBDC clients as a result of increased sales due to assistance from the SBDC of \$38.6 million is more than 17 times the current UH SBDC's state funding level of \$2.2 million.

The SBDC's federal funding agencies set annual key performance indicator (KPI) goals for the SBDC and its programs. Each center is required to meet their pro-rata share of these goals. The SBDC also conducts an annual programmatic reviews of all the centers to ensure that program objectives are being met. New SBDC clients receive an initial satisfaction survey to determine if their expectations were met. An annual follow-up client survey is also done with the same objective.

730 University of Houston

University of Houston College of Pharmacy

(1) Year Non-Formula Support Item First Funded:	2018
Year Non-Formula Support Item Established:	2017
Original Appropriation:	\$5,000,000

(2) Mission:

Currently, Pharmacy programs funded through the formula for General Academic Institutions (GAI) receive fewer resources on a per student basis than Pharmacy programs funded through the formula for Health-Related Institutions (HRI). In 2000, the funding levels for these two types of Pharmacy programs were approximately equal when the GAI weighting was 13.43. Today, however, the funding formula has a weight of 4.23 which results in significant funding inequity. For example, if HRI and GAI Pharmacy programs both have 500 professional Pharmacy students, the HRI-based program would receive more than double the funding than the GAI-based program.

(3) (a) Major Accomplishments to Date:

The University of Houston College of Pharmacy (UHCOP) was founded in 1946 and is the State's second oldest Pharmacy Program which receives over 500 applications each year for 125 P-1 slots in the Doctor of Pharmacy Professional Program. Over the past 11 years the UHCOP passing-rate on the NAPLEX (national board exam) is 98.2%, which is the highest among the Texas pharmacy programs and the 5th highest in the nation.

The University of Houston College of Pharmacy has been a member of the Texas Medical Center (TMC) since 1980. UHCOP students and faculty deliver countless essential pharmaceutical care services throughout the TMC that provide essential health care services to the state's neediest patients. The College also established the UHCOP-RGV satellite program which provides faculty led advanced clinical training opportunities and a multitude of health care services for patients in the Rio Grande Valley.

The UHCOP research program has become nationally competitive in a relatively short amount of time. The UHCOP research program is currently ranked 2 in the state and #22 nationally by the American Association of Colleges of Pharmacy (AACP). UHCOP researchers collaborate with other world-class researchers located within the many member institutions of the TMC and beyond, to develop new life-saving therapies and new impactful discoveries.

(3) (b) Major Accomplishments Expected During the Next 2 Years:

The UHCOP will launch its new University of Houston Institute for Drug Discovery (UHIDD). The vision of the UHIDD is to become a national leader and rich resource for drug discovery and development for the state of Texas, to accelerate the pathway of academic discovery to significant clinically significant translational outcomes through interdisciplinary team science research and evaluation platforms, and to develop impactful educational and training programs.

The UHCOP also plans to launch the Houston Accelerated Cancer Drug Development Core (HACDDC). The mission of the HACDDC is to establish a state-of-the-art accelerated cancer drug discovery and development core facility that serves the cancer research and treatment community in the State of Texas, focusing on developing novel therapeutics for pediatric malignancies.

The UHCOP research program has been growing at an accelerated rate during the past four years in large part thanks to the non-formula funding provided by the state of Texas. The UHCOP expects that its research program will be rated in the top 20 in the nation out of 151 Colleges of Pharmacy in the United States in the next two years.

The UHCOP plans to continue growing the UHCOP-RGV satellite program with additional faculty and students. The result of this growth will provide additional health care services for patients and future clinical pharmacists for a growing area of our state.

730 University of Houston

(4) Funding Source Prior to Receiving Non-Formula Support Funding:

N/A

(5) Formula Funding:

None

(6) Category:

Research Support

(7) Transitional Funding:

N

(8) Non-General Revenue Sources of Funding:

Fiscal Year	Amount	Source
2018	\$5,569,773	Private foundations, corporations, individual contributions, state and federal agencies
2019	\$5,569,773	Private foundations, corporations, individual contributions, state and federal agencies
2020	\$5,569,773	Private foundations, corporations, individual contributions, state and federal agencies
2021	\$5,569,773	Private foundations, corporations, individual contributions, state and federal agencies

(2019-2021 are projections)

(9) Impact of Not Funding:

Without special item funding, the University of Houston College of Pharmacy would be forced to limit or terminate much of its present research growth and other on-going educational and clinical services projects, resulting in a loss of valuable healthcare and research resources for the State of Texas.

(10) Non-Formula Support Needed on Permanent Basis/Discontinuation:

Permanent

(11) Non-Formula Support Associated with Time Frame:

No

730 University of Houston

(12) Benchmarks:

No

(13) Performance Reviews:

Yes, we monitor several quality metrics at the College and University levels. The metrics monitored by the University for 2019 are:

1. Total Research Expenditures - \$9,249,721
 2. Federal Research Expenditures - \$7,463,919
 3. Total Research Grant Awards - \$12,874,477 (#2 in Texas, #22 in Nation)
 4. Journal Articles Published - 149
 5. Doctoral Degrees Awarded - 8
 6. Pharm.D. Degrees Awarded - 130
 7. Pass Rate on NAPLEX (National Board Exam) Exam – 97.58% (#1 in Texas)
 8. Pass Rate on MPJE (National Law Exam) Exam – 96.03%
 9. Total Annual Giving (Cash Basis) - \$920,418
-