

# **Capital Expenditures Report**

**FY 2017 to FY 2021**

**August 2016**

## Texas Higher Education Coordinating Board



Robert "Bobby" Jenkins Jr., CHAIR  
Stuart W. Stedman, VICE CHAIR  
David D. Teuscher, MD, SECRETARY TO THE BOARD  
Haley R. DeLaGarza, STUDENT REPRESENTATIVE  
Aricilia C. Acosta  
S. Javaid Anwar  
Fred Farias III, OD  
Ricky A. Raven  
Janelle Shepard  
John T. Steen Jr.

Austin  
Houston  
Beaumont  
Victoria  
Dallas  
Pakistan  
McAllen  
Sugar Land  
Weatherford  
San Antonio

Raymund A. Paredes, COMMISSIONER OF HIGHER EDUCATION

### Agency Mission

The mission of the Texas Higher Education Coordinating Board (THECB) is to provide leadership and coordination for the Texas higher education system and to promote access, affordability, quality, success, and cost efficiency through *60x30TX*, resulting in a globally competitive workforce that positions Texas as an international leader.

### Agency Vision

The THECB will be recognized as an international leader in developing and implementing innovative higher education policy to accomplish our mission.

### Agency Philosophy

The THECB will promote access to and success in quality higher education across the state with the conviction that access and success without quality is mediocrity and that quality without access and success is unacceptable.

The Coordinating Board's core values are:

**Accountability:** We hold ourselves responsible for our actions and welcome every opportunity to educate stakeholders about our policies, decisions, and aspirations.

**Efficiency:** We accomplish our work using resources in the most effective manner.

**Collaboration:** We develop partnerships that result in student success and a highly qualified, globally competent workforce.

**Excellence:** We strive for preeminence in all our endeavors.

The Texas Higher Education Coordinating Board does not discriminate on the basis of race, color, national origin, gender, religion, age or disability in employment or the provision of services.

## Table of Contents

<b>EXECUTIVE SUMMARY .....</b>	<b>1</b>
<b>AN OVERVIEW OF FACILITIES IN TEXAS PUBLIC UNIVERSITIES, HEALTH-RELATED INSTITUTIONS, AND STATE AND TECHNICAL COLLEGES .....</b>	<b>2</b>
<b>THE CAMPUS MASTER PLANNING PROCESS .....</b>	<b>3</b>
<b>REPORT DETAILS FOR FY 2017 - FY 2021.....</b>	<b>4</b>
<b>CAPITAL PROJECTS PLANNED FY 2017 - FY 2021.....</b>	<b>5</b>
<b>PLANNED EXPENDITURES BY PROJECT TYPE FY 2017 - FY 2021 .....</b>	<b>6</b>
<b>PLANNED SPACE ACQUISITION FY 2017 - FY 2021 .....</b>	<b>7</b>
<b>EXPENDITURES PLANNED FOR FY 2017 - FY 2021 .....</b>	<b>8</b>
<b>PROJECTED FINANCING TYPES FY 2017 - FY 2022 AND BEYOND .....</b>	<b>9</b>
<b>FUNDING SOURCES FY 2017 - FY 2021 .....</b>	<b>10</b>
<b>APPENDIX A – PROJECTS SUBMITTED BY INSTITUTION AND TYPE.....</b>	<b>11</b>
<b>APPENDIX B – PLANNED NEW SPACE BY INSTITUTION (NEW CONSTRUCTION AND ADDITIONS).....</b>	<b>40</b>
<b>APPENDIX C – DEFINITIONS OF FUNDING SOURCES FOR CONSTRUCTION PROJECTS .....</b>	<b>43</b>

## Executive Summary

Section 61.0572 of the Texas Education Code requires that the Texas Higher Education Coordinating Board (THECB) collect information on the capital expenditure plans of public universities, health-related institutions, and state and technical colleges. This includes information on each institution's new construction, major repair and rehabilitation projects, and deferred maintenance needs.

For a number of years, many higher education institutions had been required to submit their capital expenditure plans to both the THECB, in the form of the Master Plan (MP1), and to the Bond Review Board (BRB), in the form of the Capital Expenditure Plan. In response to the General Appropriations Act of the 77th Texas Legislature, this redundant reporting of institutional capital expenditure plans was eliminated. Institutions now report to the THECB, which in turn, shares the data with the BRB.

For this report, institutions were required to submit capital projects greater than \$1 million planned for the Fiscal Year (FY) 2017 - FY 2021 reporting period. Because some of these projects start later in the reporting period, the financing of the project may continue into FY 2022 and beyond. *Therefore, this report refers to capital projects that will be undertaken during the FY 2017 - FY 2021 reporting period, although they may be financed in FY 2021 and beyond.*

The highlights of this report for FY 2017 - FY 2021 include plans for:

- 829 capital expenditure projects over the next five years for a total of \$21.6 billion
- 77.2 million gross square feet of space to be acquired, constructed, or renovated
- \$14.4 billion of new construction projects that will add more than 53.7 million gross square feet to facilities' inventories
- \$4.2 billion in major renovations for almost 18.3 million gross square feet
- 57 infrastructure projects at \$624 million
- 766 acres of property to be acquired at \$421 million; additional property acquisitions reported in new construction, addition, repair, and renovation projects adding an additional 113 acres
- 11 information resources projects at \$557 million
- \$3.2 billion in tuition revenue bonds accounting for 15 percent of total funding
- \$5.4 billion (25%) of projects funded with an "unknown or unspecified funding source" (see Table 1)
- \$718 million (3.3%) of total projects funded from the Higher Education Fund
- \$1,449 million (6.7%) of projects funded from the Permanent University Fund
- \$510 million (2.4%) of projects funded with Auxiliary Enterprise Revenues
- Projects using \$778 million (3.6%) in Gifts and Donations

## **An Overview of Facilities in Texas Public Universities, Health-Related Institutions, and State and Technical Colleges**

This report provides information about facilities at Texas public universities, health-related institutions, and state and technical colleges. Texas public community colleges are state-assisted institutions that must support their facilities from local funds or ad valorem tax funds, so their facilities do not require the THECB's review and are not included in this report.

The space requirement for institutions of higher education has increased with enrollments. In recent years, state government revenues have struggled to meet needs. As a result, the Legislature in 2003 permitted higher education institutions to set a portion of undergraduate tuition rates, in part to address deficiencies in facilities' condition. As enrollment growth continues, institutions must address the needs of their existing facilities, as well as provide additional capacity on their campuses. The 60x30 goal is essential to the future prosperity of Texas. Without bold action, Texas faces a future of diminished incomes, opportunities, and resources. For the state to compete globally, it must increase the number of workers with credentials or degrees. This will require quality facilities, not only to attract and retain high-caliber students, but also the world-class faculty necessary to teach them.

A college or university campus consists of many different types of facilities. The composition of these facilities can be general, such as those that house classrooms, libraries, and offices. Other facilities may serve various research, agricultural, and athletic functions. Bookstores, student unions, cafeterias, and residence halls make up the ancillary buildings needed to support a better learning environment. In general, facilities are categorized as follows:

- General Purpose Buildings – classroom, laboratory, office and research buildings, and any other buildings related to the administration of these functions
- Auxiliary Services Buildings – student unions, infirmaries, bookstores, intercollegiate athletics buildings, parking garages, and similar self-funding facilities
- Physical Plant Buildings – power plants, maintenance facilities, and all buildings related to the physical plant
- Agricultural Services Buildings – facilities for housing livestock, barns, and silos
- Residence Facilities – dormitories, fraternity houses, apartments, and family housing
- Hospitals/Clinics – medical-related facilities
- Renovations – facilities that are temporarily taken out of service for major repair and renovation

## **The Campus Master Planning Process**

The Texas Education Code, Section 61.0582, gives the THECB responsibility for collecting planning information from institutions of higher education and using that information for evaluating and approving campus construction and land acquisition projects.

Accordingly, Section 17.101(2) of the Coordinating Board's rules and regulations states that "Institutions of higher education shall submit current data to the Board for the following reports:

- (A) Facilities Development Plan (MP1). On or before July 1 of every year, beginning in 2004, an institution shall submit an update to its Facilities Development Plan (MP1) on file with the Board, as required by Texas Education Code, Section 61.0572(b)(4). In every even-numbered year, the Board shall provide Facilities Development Plan data to the Bond Review Board for inclusion in the Capital Expenditure Report. This report may include capital renewal and deferred maintenance projects. The report shall include:
  - (i) any proposed new construction greater than \$1,000,000, repair and rehabilitation greater than \$1,000,000, information resource project greater than \$1,000,000, and property purchases for any amount that may be submitted within the next five years to the Board, regardless of funding source;
  - (ii) the funding source for any planned project identified in paragraph 2(A)(i) of this section; and
  - (iii) a description of the proposals the institution plans to finance with the Higher Education Fund or Permanent University Fund."

In addition to the Facilities Development Plan (MP1), other reporting required of higher education institutions include an annual Campus Condition Report, an annual submittal of the Campus Facilities Inventory, and an annual Project Status and Tracking Report.

Senate Bill 215 (83rd Texas Legislature, Regular Session) made sweeping changes to the Coordinating Board's role in capital projects. Specifically, the THECB no longer approves or disapproves capital projects; now the agency's role is to create standards and assess compliance in the area of cost, efficiency, space need, and space use. In the event a project does not comply with the published standards, the THECB has the responsibility to notify legislative leaders, the Office of the Governor, as well as the governing board of the institution. In addition to reviews for compliance, the THECB will continue to conduct the onsite campus Facilities Audit to verify the accuracy of the institutional facilities inventory and approved facilities development projects for each of the audited institutions.

## Report Details for FY 2017 - FY 2021

This report summarizes the MP1 reports filed in July 2016 and covers planned capital projects for FY 2017 - FY 2021. Financial information for these projects was collected for the five-year reporting period of FY 2017 - FY 2021. Because some capital projects extend beyond the five-year reporting period, respondents were asked to include expenditures for FY 2022 and beyond as well. This report summarizes planned construction projects, as reported by institutions, for the next five years. The institutions have been encouraged to view this report as an instrument to assist them in their long-range facilities planning. The funding types and financing sources are not all-inclusive because future funding is uncertain. The MP1 thresholds are \$1 million for new construction and \$1 million for renovations, and property purchases that would cumulatively total \$1 million. In addition, the legislation requires information resource projects to be included if they cost more than \$1 million, even though THECB Board consideration is not required. Prior to the consolidation of the THECB's report and the Bond Review Board's report, the MP1 data were collected in October each year. The Bond Review Board's reporting deadlines required the THECB to move its MP1 submission date to July 1.

For planning and reporting purposes, facilities-related projects are classified within the following project types:

**New Construction** – Construction of a new building on a site where no building previously existed or on a site on which a building has been demolished. Additions to existing buildings are a separate category and not considered new construction

**Repair and Renovation (R&R)** – A project in which a portion of the building is renovated. The classic R&R project involves gutting an existing building and replacing electrical, plumbing, heating, ventilation, air-conditioning systems and other major components

**Additions** – Additions to existing buildings that will expand the available square footage of the structures

**Information Resources** – Purchase or installation of information technology resources on a campus, including networks, software, and telecommunications

**Infrastructure** – Construction of streets, sewers, electrical systems, steam tunnels, and other facilities necessary to operate the physical plant

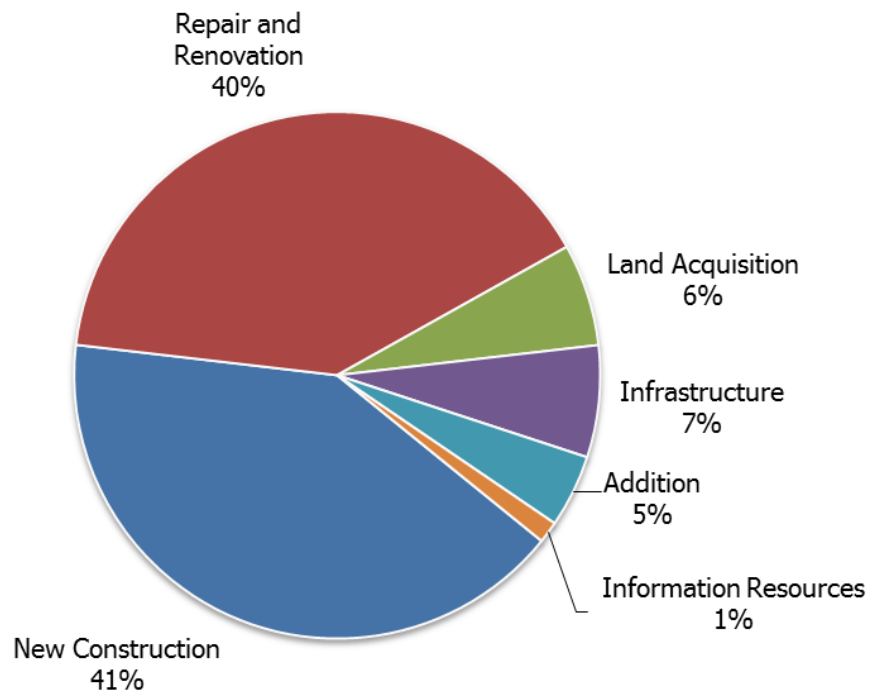
**Land Acquisition** – Purchase or acquisition of land, with or without a building structure

**Lease Space** – Expenditures to lease space from other entities, e.g., institutions typically lease space to provide space for new programs while permanent space is being constructed and to provide space for short-term projects for which permanent space is not cost-effective

## Capital Projects Planned FY 2017 - FY 2021

Institutions submitted 854 projects in their FY 2017 MP1 capital expenditure plans, down 3 percent from the 854 projects submitted for FY 2016 (Graph 1). New construction projects represent the majority of all projects at 41 percent, with repair and renovation projects reporting second at 40 percent. Planned repair and renovation projects are up 3 percent from 323 projects in FY 2016 to 332 projects in FY 2017.

**Graph 1**  
**Number of Projects by Type FY 2017 - FY 2021**

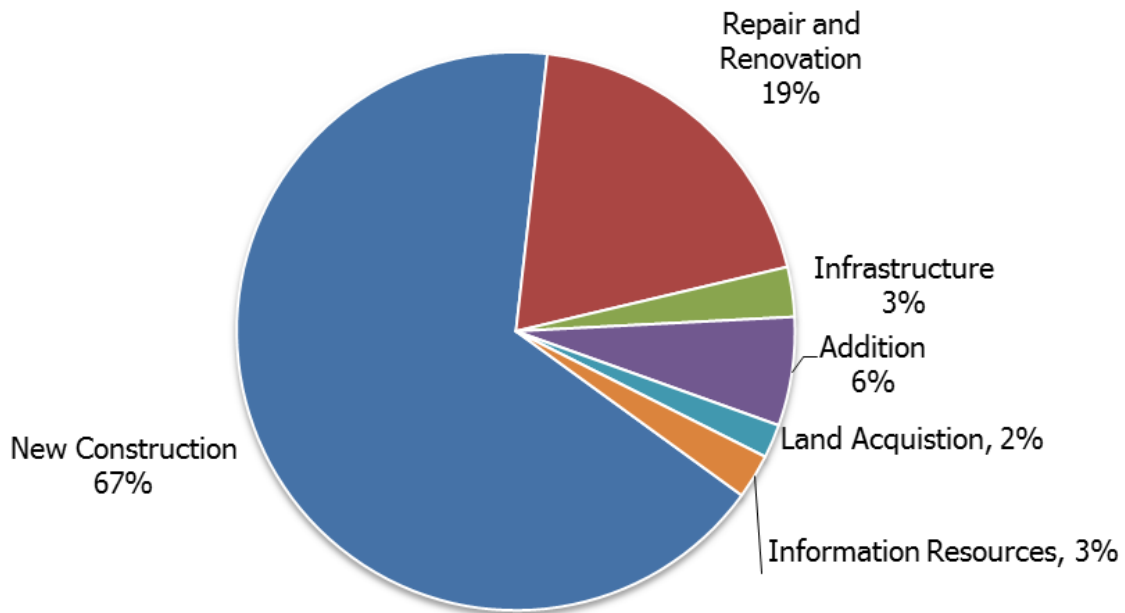


Project Type	FY 2017	FY 2016	Percent Chg
New Construction	340	378	-10%
Repair and Renovation	332	323	3%
Land Acquisition	52	48	8%
Infrastructure	57	59	-3%
Addition	37	36	3%
Information Resources	11	10	10%
	829	854	-3%

## Planned Expenditures by Project Type FY 2017 - FY 2021

The total cost of all projects submitted in the FY 2017 MP1 reports is more than \$21.6 billion, approximately the same as last year's \$21.6 billion (Graph 2). There are \$14.4 billion in new construction projects planned, representing 67 percent of the total cost. Planned repair and renovation projects decreased from \$4.3 million in FY 2016 to \$4.2 million this year.

**Graph 2**  
**Planned Expenditures by Project Type**  
**FY 2017 - FY 2021**



Project Type	FY 2017	FY 2017 PCT	FY 2016 PCT	BPS CHG
New Construction	\$14,439,049,154	66.80%	66.57%	23
Repair and Renovation	4,214,890,754	19.50%	20.06%	(56)
Infrastructure	624,080,000	2.89%	2.36%	53
Addition	1,359,856,822	6.29%	6.30%	(1)
Land Acquisition	421,085,847	1.95%	1.76%	19
Information Resources	556,763,878	2.58%	2.96%	(38)
	\$21,615,726,455	100%	100%	

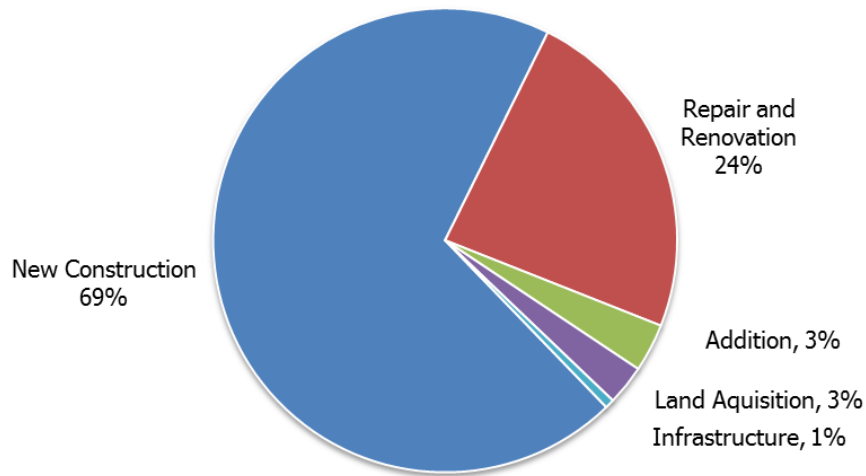
## Planned Space Acquisition FY 2017 - FY 2021

The institutions submitted 77 million gross square feet (GSF) to be constructed, purchased, or renovated in FY 2017 - FY 2021 (Graph 3). The submitted GSF increased by 13.8 million and the educational and general net assignable square feet (E&G NASF) decreased by 2.1 million from the previous reporting cycle.

The institutions plan to add 56.3 million GSF (73%) through new construction and addition projects, adding 11.81 million E&G NASF to current facility inventories. The institutions plan to repair and renovate 18.30 million GSF (24%), a decrease of 1.2 million GSF (15%) from the previous reporting cycle.

The institutions submitted 2.2 million GSF for land acquisitions in FY 2017, compared to 1.8 million GSF in FY 2016. Planned projects will provide institutions with an additional 887 acres of property. This is up 19 percent and 139 acres more than the 748 acres reported on the FY 2016 MP1 reports.

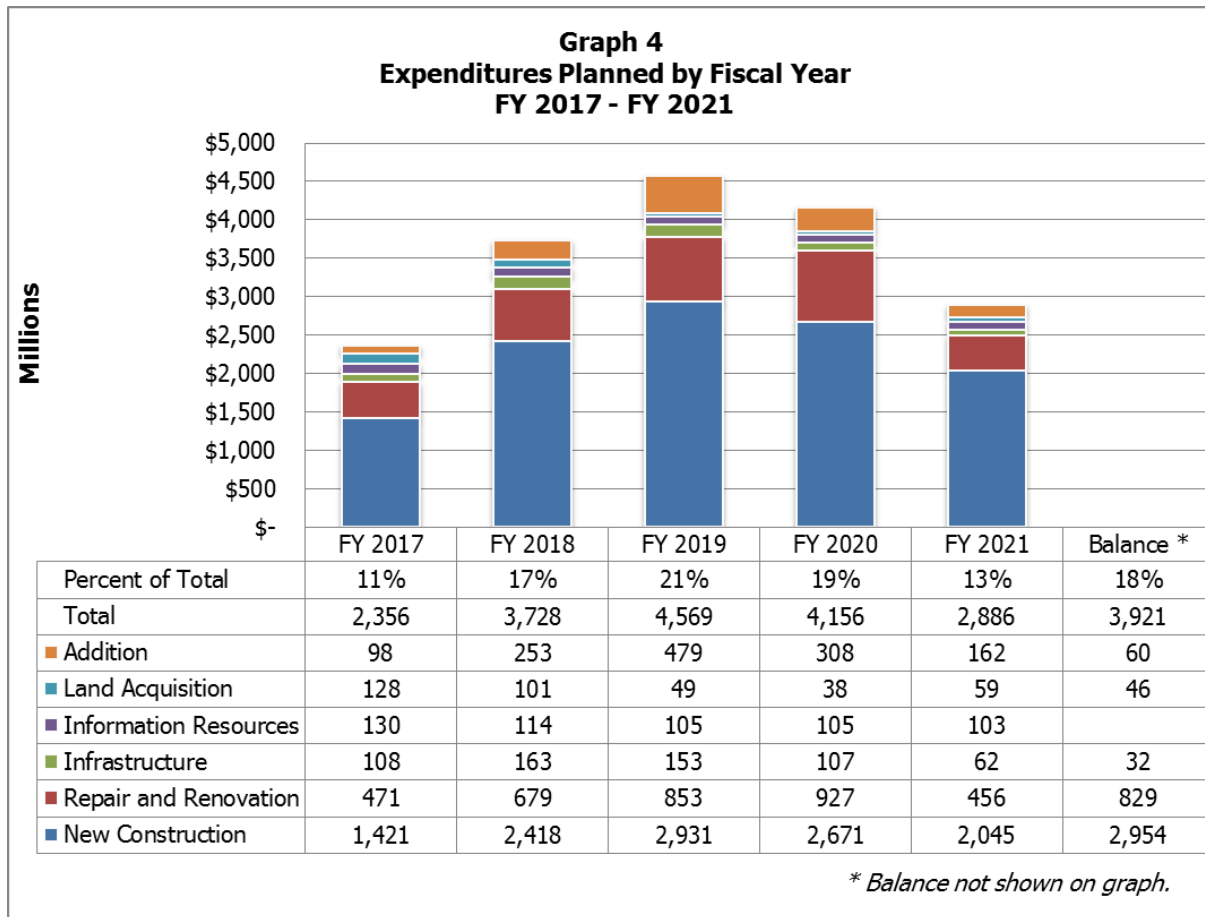
**Graph 3**  
**Amount of Space (Gross Square Feet) Planned**  
**FY 2017 - FY 2021 in Millions**



Project Type	GSF	GSF PCT	E&G	E&G PCT
New Construction	53.69	69.53%	11.17	57.66%
Repair and Renovation	18.30	23.69%	6.98	36.02%
Addition	2.59	3.36%	0.65	3.34%
Land Acquisition	2.15	2.78%	0.25	1.27%
Infrastructure	0.50	0.64%	0.33	1.72%
Total	77.23	100.00%	19.37	100.00%

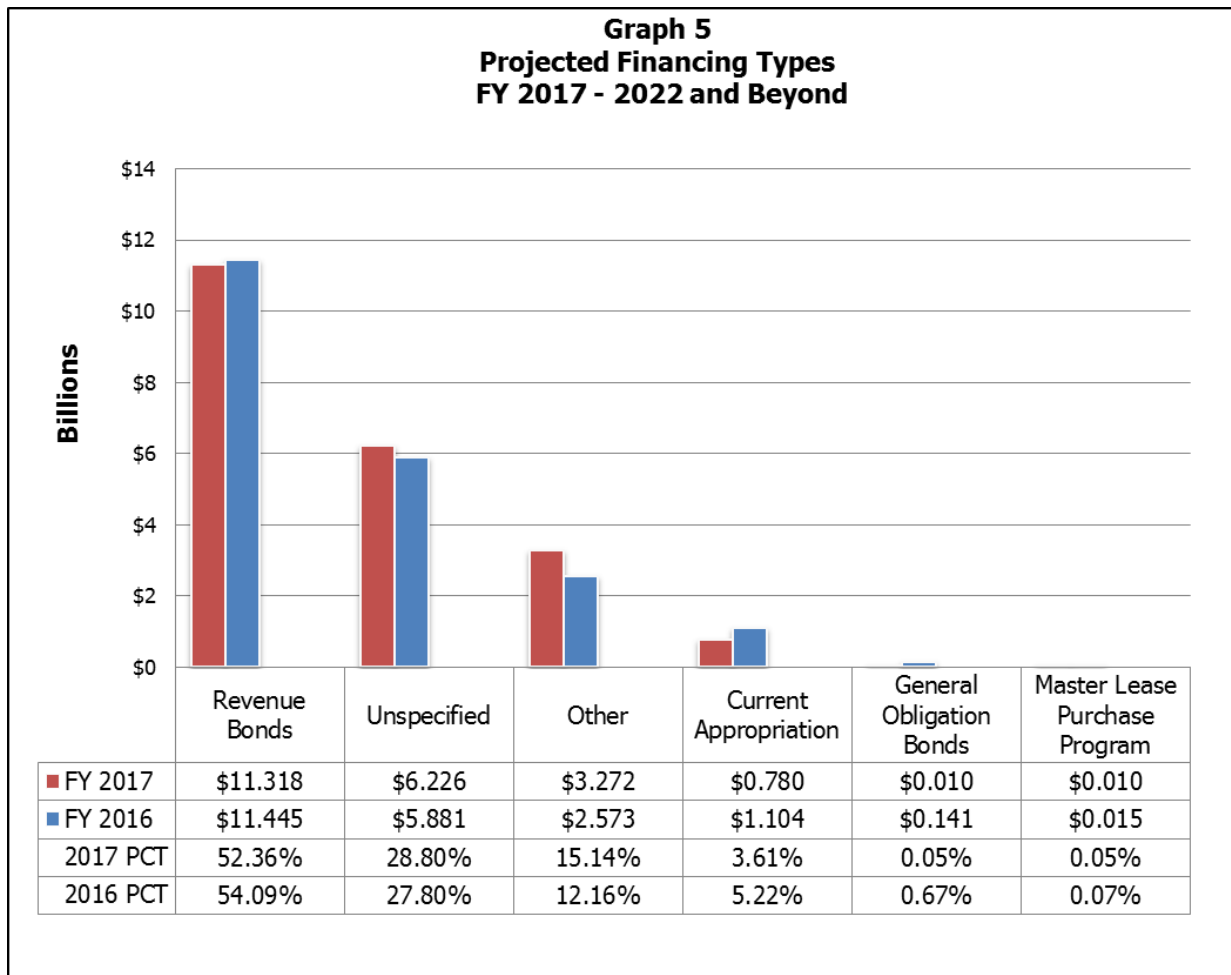
## Expenditures Planned for FY 2017 - FY 2021

Of the \$21.6 billion in planned expenditures, which includes FY 2022 and beyond, only \$17.7 billion (82%) is projected to be financed in the first 5 fiscal years (FY 2017 - FY 2021), leaving 18 percent of the financing projected for FY 2022 and beyond. This is a \$379 million decrease over the amount financed in the previous reporting period. Fiscal Year 2022 and beyond is not included in the graph but is included in the data chart. For this five-year period, FY 2019 accounted for the largest share at \$4.6 billion (21% of the total expenditures). This trend of the third-year cycle and planned percentage associated with it was nearly the same as was projected in the previous reporting cycle.



## Projected Financing Types FY 2017 - FY 2022 and Beyond

The \$21.6 billion of the planned projects for the next five years and beyond will be financed using \$11.3 billion in revenue bonds, which accounts for 52 percent of the total (Graph 5). This is down \$127 million from FY 2016's report of \$11.4 billion. More than \$6.2 billion of the projected costs have an unspecified financing type (29%). The "Other" category accounted for \$3.3 billion, down from the \$2.6 billion reported in FY 2016. This accounts for 15 percent of the total financing, in contrast to FY 2016's 12 percent.



## Funding Sources FY 2017 - FY 2021

The category of Unknown and Unspecified Funding Sources makes up the largest source of funds at \$5.4 billion (25%) and indicates institutions' uncertainty of how capital projects will be funded in the future (Table 1). Tuition Revenue Bonds represent \$3.2 billion (15%) in capital expenditures, a 20 percent decrease over the previous reporting cycle.

**Table 1**  
**Source of Funds**

Source	FY 2017	2017 PCT	FY 2016	2016 PCT	PCT CHG
Auxiliary Enterprise Fund	\$94,470,000	0.44%	\$132,301,631	0.61%	-28.59%
Auxiliary Enterprise Revenues	\$509,918,639	2.36%	\$634,280,890	2.94%	-19.61%
Available University Fund	\$17,800,000	0.08%	\$56,848,349	0.26%	-68.69%
Designated Tuition	\$75,594,200	0.35%	\$153,000,000	0.71%	-50.59%
Energy Savings	\$12,000,000	0.06%	\$18,360,000	0.09%	-34.64%
Federal Funds	\$171,500,000	0.79%	\$212,071,281	0.98%	-19.13%
Federal Grants	\$50,302,081	0.23%	\$198,400,000	0.92%	-74.65%
General Revenue	\$48,550,157	0.22%	\$214,889,719	1.00%	-77.41%
Gifts/Donations	\$778,064,866	3.60%	\$1,042,772,556	4.84%	-25.38%
Higher Education Fund Proceeds	\$718,455,075	3.32%	\$747,509,449	3.47%	-3.89%
Housing Revenue	\$495,072,870	2.29%	\$526,412,425	2.44%	-5.95%
Legislative Appropriations	\$375,325,094	1.74%	\$493,077,872	2.29%	-23.88%
Other	\$611,950,000	2.83%	\$467,485,721	2.17%	30.90%
Other Local Funds	\$1,785,526,700	8.26%	\$1,243,402,645	5.77%	43.60%
Other Revenue Bonds	\$225,000,000	1.04%	\$98,559,722	0.46%	128.29%
Energy Savings Performance Contract	\$10,000,000	0.05%	\$1,000,000	0.00%	900.00%
Permanent University Fund	\$1,449,311,617	6.70%	\$1,019,125,418	4.73%	42.21%
Private Development Funds	\$136,670,000	0.63%	\$140,000,000	0.65%	-2.38%
Revenue Financing System Bonds	\$5,120,622,260	23.69%	\$4,314,186,200	20.01%	18.69%
Student Fees	\$227,212,894	1.05%	\$335,188,199	1.55%	-32.21%
Tuition Revenue Bond Proceeds	\$3,232,789,131	14.96%	\$4,062,972,918	18.85%	-20.43%
Unexpended Plant Funds	\$56,043,220	0.26%	\$127,086,921	0.59%	-55.90%
Unknown Funding Source	\$3,418,524,000	15.81%	\$1,522,881,000	7.06%	124.48%
Unspecified	\$1,995,023,651	9.23%	\$3,797,872,221	17.62%	-47.47%
<b>Total</b>	<b>\$21,615,726,455</b>	<b>100.00%</b>	<b>\$21,559,685,137</b>	<b>100.00%</b>	<b>0.26%</b>

## Appendix A – Projects Submitted By Institution and Type

Project Type	Project Name	Estimated Start Date	Total
<b>System: Non-System Institution</b>			
<b>Institution:    Midwestern State University</b>			
Addition	ACQUISITION OF PROPERTY	9 2016	2,000,000
Addition	METROPLEX EXPANSION	9 2017	5,000,000
New Construction	NEW FACILITIES SERVICES BUILDING	9 2017	5,000,000
New Construction	NEW STUDENT RESIDENCE HALL	8 2020	35,000,000
New Construction	ON CAMPUS FOOTBALL STADIUM	3 2021	22,000,000
New Construction	PARKING FACILITIES	8 2019	15,000,000
New Construction	UNIVERSITY POLICE STATION BUILDING	3 2021	1,000,000
Repair and Renovation	BOLIN SCIENCE RENOV & INFRASTRUCTURE IMPROV	9 2017	20,000,000
Repair and Renovation	DANIEL BUILDING STU SERVICES - STU LIFE RENO	8 2018	7,000,000
Repair and Renovation	HARDIN BLDG INFRSTRUCTURE RENOVATION	1 2021	10,000,000
Repair and Renovation	SOUTH HARDIN RENOVATIONS & WELCOME CENTER	1 2021	3,000,000
Repair and Renovation	WEST CAMPUS ANNEX FACILITIES RENOVATION	3 2021	2,000,000
<b>Midwestern State University Subtotal</b>			<b>127,000,000</b>

## Appendix A – Projects Submitted By Institution and Type

Project Type	Project Name	Estimated Start Date	Total
<b>Institution: Stephen F. Austin State University</b>			
Addition	Construct Recreation Center Addition	5 2020	10,100,000
Addition	Construct Student Center Addition	5 2020	6,000,000
Addition	Construct/Renovate Athletic Facilities	1 2018	30,000,000
Information Resources	IT Upgrade	9 2016	5,000,000
Infrastructure	Construct Vista Dr./Griffith Blvd Connector Road	5 2018	1,500,000
Infrastructure	Renovate Utility Infrastructure	9 2018	4,000,000
Land Acquisition	Purchase of Land	9 2016	3,000,000
New Construction	Construct Housing Operations Warehouse	7 2016	3,500,000
New Construction	Construct New Forestry Lab	5 2020	16,800,000
New Construction	Construct New STEM Building	9 2016	46,400,000
New Construction	Construct Performing Arts Center	9 2018	35,000,000
New Construction	Construct Residence Hall	9 2018	30,900,000
Repair and Renovation	Energy Modernization	5 2018	10,000,000
Repair and Renovation	Renovate Griffith Fine Arts	5 2020	12,800,000
Repair and Renovation	Renovate Hall 10	5 2017	5,000,000
Repair and Renovation	Renovate Mays Hall	5 2019	5,600,000
Repair and Renovation	Renovate Miller Science Labs	1 2018	30,000,000
Repair and Renovation	Renovate North Hall	5 2018	3,200,000
Repair and Renovation	Renovate Raguet Street Pedestrian Way	5 2018	2,250,000
Repair and Renovation	Renovate South Hall	5 2020	3,200,000
Repair and Renovation	Renovate Steen Library	1 2018	56,000,000
Repair and Renovation	Renovate Wisely	5 2018	5,200,000
Repair and Renovation	Renovate Wright Music Building	5 2019	6,400,000
<b>Stephen F. Austin State University Subtotal</b>			<b>331,850,000</b>
<b>Institution: Texas Southern University</b>			
Land Acquisition	NORTHWEST CAMPUS AND LAND PURCHASE	9 2017	8,099,806
Land Acquisition	PURCHASE LAND RESERVED FOR FUTURE USE	1 2017	10,799,201
New Construction	AUXILIARY FACILITIES	9 2018	82,720,113
New Construction	H & PE ANNEX & INTRAMURAL SPORTS	1 2017	9,593,532
New Construction	HUMANITIES & FINE ARTS BUILDING	9 2017	99,002,134
New Construction	LAW SCHOOL AND SCHOOL OF BUSINESS BUILDING	1 2017	39,899,917
New Construction	ONE STOP ENROLLMENT & COUNSELING	1 2018	7,232,369
New Construction	PHARMACY SCHOOL/HEALTH SCIENCES BUILDING	11 2017	106,682,272
New Construction	RICHFIELD (DEMOLISH & BUILD BACK)	9 2017	21,905,891
New Construction	ROBERT TERRY LIBRARY	11 2016	92,414,870
Repair and Renovation	DEFERRED MAINTENANCE	11 2017	44,999,640
<b>Texas Southern University Subtotal</b>			<b>523,349,745</b>

## Appendix A – Projects Submitted By Institution and Type

Project Type	Project Name	Estimated Start Date	Total
<b>Institution: Texas Woman's University</b>			
Infrastructure	Energy Performance Upgrades	1 2017	10,000,000
Infrastructure	Streets and Sidewalk Infrastructure Upgrades	12 2016	2,600,000
New Construction	Denton Parking Garage (West)	12 2016	21,000,000
New Construction	Science and Technology Center	8 2017	51,347,000
Repair and Renovation	Former Student Center Facility Adaptation	6 2019	1,800,000
Repair and Renovation	Hubbard Hall Renovation & Conversion	8 2017	54,000,000
Repair and Renovation	Install and Upgrade Library Fire Sprinkler System	7 2017	2,400,000
Repair and Renovation	Install Fire Suppression System Old Main	6 2017	1,500,000
Repair and Renovation	Jones Hall Renovation	8 2017	2,000,000
Repair and Renovation	Old Main Renovation Phase II	9 2018	19,500,000
Repair and Renovation	Renovate and Re-Purpose GRB	5 2019	1,000,000
Repair and Renovation	Renovate Undergraduate Laboratory Building	2 2017	2,000,000
Repair and Renovation	Replace Roof Blagg-Huey Library	12 2016	1,800,000
Repair and Renovation	Steam Tunnels Renovations	1 2018	6,000,000
<b>Texas Woman's University Subtotal</b>			<b>176,947,000</b>
<b>Non-System Institution Subtotal</b>			<b>1,159,146,745</b>

## Appendix A – Projects Submitted By Institution and Type

Project Type	Project Name	Estimated Start Date	Total
<b>System: Texas A&amp;M University System</b>			
<b>Institution: Prairie View A&amp;M University</b>			
Addition	Carden Waller Extension	9 2016	1,500,000
Addition	Commuter and Staff Parking Lot Additions	9 2016	2,600,000
Addition	Military ROTC Building	9 2016	4,200,000
Infrastructure	Campus Northwest Loop Extension	9 2018	3,900,000
Infrastructure	Campus Beautification IV	9 2016	3,000,000
Infrastructure	Campus Northeast Road Extension	9 2016	1,600,000
Infrastructure	Campus Southwest Road Extension	9 2016	1,600,000
Infrastructure	Co Generation Facility	9 2019	12,000,000
Infrastructure	Energy Consumption Reduction Project	9 2016	7,500,000
Infrastructure	Intramural Fields	9 2016	1,000,000
Land Acquisition	Land Acquisition	9 2016	2,000,000
New Construction	Agriculture Comprehensive Facility	9 2016	10,571,281
New Construction	Cultural Arts Center	9 2019	15,000,000
New Construction	Early Childhood Learning Academy	9 2016	2,000,000
New Construction	Fabrication Center	9 2016	17,158,000
New Construction	Food Service and Laundry Facility	9 2019	8,000,000
New Construction	Goat Creamery	9 2017	1,500,000
New Construction	Innovation Commercialization Ctr for Entrepreneurs	9 2017	10,000,000
New Construction	Track and Field Facility	9 2016	2,800,000
New Construction	Welcome Center	9 2016	2,000,000
Repair and Renovation	Academic Instructional Enhancements	9 2016	1,500,000
Repair and Renovation	Austin Greaux Chancellor Research Initiative	9 2016	2,200,000
Repair and Renovation	Campus Beautification Phase III	9 2016	1,600,000
Repair and Renovation	Capital Improvements	9 2016	20,232,000
Repair and Renovation	Cyber Security Chancellor Research Initiative	9 2016	2,200,000
Repair and Renovation	Farrell Hall Dining Renovation	9 2016	3,500,000
Repair and Renovation	MACH-3 Center Chancellor Research Initiative	9 2016	1,250,000
Repair and Renovation	NCAA Soccer Field	9 2016	2,000,000
Repair and Renovation	Student Life Center	9 2016	1,000,000
<b>Prairie View A&amp;M University Subtotal</b>			<b>145,411,281</b>

## Appendix A – Projects Submitted By Institution and Type

Project Type	Project Name	Estimated Start Date	Total
<b>Institution: Tarleton State University</b>			
Land Acquisition	Property 2017	9 2016	1,200,000
Land Acquisition	Property 2018	9 2017	1,200,000
Land Acquisition	Property 2019	9 2018	1,200,000
Land Acquisition	Property 2020	9 2019	1,200,000
New Construction	Applied Sciences Building 1	9 2016	54,000,000
New Construction	Applied Sciences Building 2: Agriculture	9 2018	90,000,000
New Construction	Aquatics Center	9 2018	7,000,000
New Construction	Convocation and Event Center	9 2018	72,000,000
New Construction	Dining Hall Expansion	9 2018	5,000,000
New Construction	Farm Repair and Modernization	9 2018	16,500,000
New Construction	Fort Worth Building #2 and Physical Plant	9 2018	78,000,000
New Construction	Memorial Stadium Renovation and Expansion	9 2016	24,000,000
New Construction	Southwest Metroplex Building	9 2016	39,600,000
Repair and Renovation	Wisdom Gym Renovations	9 2020	10,000,000
<b>Tarleton State University Subtotal</b>			<b>400,900,000</b>
<b>Institution: Texas A&amp;M International University</b>			
Addition	ADDITION TO SCIENCE CENTER	9 2020	11,000,000
Addition	ART STUDIO/ASSEMBLY HALL ADDITION	9 2020	60,000,000
Addition	FINE AND PERFORMING ARTS ADDITION	9 2018	6,000,000
Addition	WESTERN HEMISPHERIC TRADE CENTER ADDITION	9 2018	5,000,000
New Construction	ADDITION OF INSTRUCTIONAL AND SUPPORT SPACES	9 2016	69,000,000
New Construction	ATHLETICS COMPLEX	9 2017	20,000,000
New Construction	RENOVATION OF KINESIOLOGY COVOCATION BUILDING	9 2018	28,000,000
New Construction	TENNIS COURT COMPLEX	9 2016	12,000,000
New Construction	UNIVERSITY POOL	9 2020	2,000,000
<b>Texas A&amp;M International University Subtotal</b>			<b>213,000,000</b>
<b>Institution: Texas A&amp;M University</b>			
New Construction	Mary K. O'Connor Process Safety Center	9 2017	12,000,000
New Construction	New Electrical Substation and Capacity Upgrade	9 2016	9,750,000
New Construction	TEES Conference Center	9 2017	2,500,000
New Construction	Aggie Softball Stadium	9 2016	28,640,000
New Construction	Aggie Track and Field Stadium	9 2016	39,800,000
New Construction	Biocontainment Research Facility	9 2016	95,000,000
New Construction	Construct 21st Century Classroom Building	9 2017	72,500,000
New Construction	Construct Equine Center Phase II	9 2016	24,925,000
New Construction	CONSTRUCT JOINT LIBRARY FACILITY MODULE 2	9 2016	5,500,000
New Construction	Construct McAllen Multipurpose Academic Building	9 2016	40,000,000
New Construction	Construct Music Activities Center	9 2016	42,500,000

## Appendix A – Projects Submitted By Institution and Type

<b>Project Type</b>	<b>Project Name</b>	<b>Estimated Start Date</b>	<b>Total</b>
New Construction	CONSTRUCT NEW AGN NUCLEAR REACTOR BUILDING	9 2017	1,800,000
New Construction	CONSTRUCT NEW AGRICULTURE BUILDING (#5)	9 2016	42,500,000
New Construction	Construct New Indoor Tennis Facility	9 2017	30,000,000
New Construction	Construct West Campus Support Building	9 2016	17,000,000
New Construction	Cyber-Physical Research & Development Center	9 2018	10,000,000
New Construction	Industrial Distribution Building	9 2017	13,000,000
New Construction	Penberthy Recreational Sports Fields Relocation	9 2016	9,967,000
New Construction	TAR: Dallas Research Center Facility	9 2016	34,000,000
New Construction	TEES Headquarters Building	9 2017	9,000,000
New Construction	TEES: Fire Station/Classroom/Office - Brayton Firefield	9 2020	12,000,000
New Construction	TEES: RELLIS TEEX Training Campus	9 2019	7,000,000
New Construction	TEES: San Antonio Training Facility	9 2017	5,500,000
New Construction	The Gardens at Texas A&M	9 2016	6,578,770
Repair and Renovation	Construct Electrical System Improvements	9 2016	8,940,000
Repair and Renovation	Construct Thermal System Improvements	9 2016	9,670,000
Repair and Renovation	HVAC REPLACEMENT ASTON HALL	9 2017	12,371,219
Repair and Renovation	HVAC REPLACEMENT Krueger Hall	9 2016	9,939,305
Repair and Renovation	HVAC REPLACEMENT Legett Hall	9 2016	5,534,408
Repair and Renovation	HVAC REPLACEMENT Neeley Hall	9 2016	6,803,145
Repair and Renovation	HVAC REPLACEMENT Underwood Hall	9 2016	6,583,840
Repair and Renovation	HVAC REPLACEMENT APPELT HALL	9 2017	7,703,631
Repair and Renovation	HVAC REPLACEMENT CLEMENTS HALL	9 2019	6,720,000
Repair and Renovation	HVAC REPLACEMENT DUNN HALL	9 2018	13,113,492
Repair and Renovation	HVAC REPLACEMENT HOBBY HALL	9 2019	6,540,000
Repair and Renovation	HVAC REPLACEMENT MOSHER HALL	9 2016	15,028,100
Repair and Renovation	HVAC REPLACEMENT RUDDER HALL	9 2016	6,180,000
Repair and Renovation	HVAC REPLACEMENT WELLS HALL	9 2018	6,540,000
Repair and Renovation	Reimagine the Libraries Phase 3	9 2016	7,300,000
Repair and Renovation	Renovate Ground Floor-72 Wing-Chemistry Building	9 2018	8,000,000
Repair and Renovation	RENOVATE NAGLE HALL	9 2016	4,000,000
Repair and Renovation	Renovate Peterson Building	9 2018	11,500,000
Repair and Renovation	TEES: Galveston Facility Eastside Bulkhead Erosion	9 2018	2,200,000
Repair and Renovation	TEES: Galveston Operation Westside Bulkhead & Boat Ramp	9 2018	2,300,000
Repair and Renovation	TEES: Water Wastewater Treatment System	9 2017	8,000,000
<b>Texas A&amp;M University Subtotal</b>			<b>736,427,910</b>

## Appendix A – Projects Submitted By Institution and Type

Project Type	Project Name	Estimated Start Date	Total
<b>Institution: Texas A&amp;M University - Commerce</b>			
Addition	Morris Recreation Center Expansion	9 2018	5,000,000
Land Acquisition	Property acquisitions-2017	9 2016	1,100,000
New Construction	Additional Parking Lot	9 2017	1,000,000
New Construction	Charter School	9 2016	3,800,000
New Construction	Library & Ctr for Educ Innovation & Faculty Devel	9 2018	72,500,000
New Construction	Multi-Purpose Event Center	9 2020	30,000,000
New Construction	New Administration Building	9 2019	30,000,000
New Construction	Nursing and Health Sciences Building	9 2016	54,000,000
New Construction	Parking Garage	9 2017	20,000,000
Repair and Renovation	Energy Conservation Measures Project	9 2016	9,500,000
Repair and Renovation	Gee Library Renovation/Repurpose	9 2020	9,500,000
<b>Texas A&amp;M University - Commerce Subtotal</b>			<b>236,400,000</b>
<b>Institution: Texas A&amp;M University - Corpus Christi</b>			
Addition	Chiller and Cooling Tower Additions	9 2016	3,000,000
Addition	Glasscock Addition and Renovation	9 2016	3,500,000
Addition	Learning Resources - Library	9 2017	70,000,000
Infrastructure	Bridge Construction	9 2020	30,000,000
Infrastructure	Chilled and Hot Water Loop	9 2017	3,000,000
Infrastructure	Chiller #1 Replacement	9 2016	1,000,000
Infrastructure	Chiller #2 Replacement	9 2017	1,200,000
Infrastructure	Cogeneration Boiler	9 2016	2,000,000
Infrastructure	Energy Consumption Reduction Project, Ph I	9 2016	7,100,000
New Construction	Arts and Media Building	9 2017	65,000,000
New Construction	Convocation Center	9 2020	101,250,000
New Construction	Health Center	9 2019	25,500,000
New Construction	Life Sciences Research & Engineering Complex-Ph II	9 2017	65,000,000
New Construction	Life Sciences, Research, Engineering Complex,Ph I	9 2016	60,000,000
New Construction	Momentum Athletics Complex	9 2017	30,000,000
New Construction	Momentum Basketball Practice Facility	9 2017	15,000,000
New Construction	New Academic Building	9 2018	45,000,000
New Construction	Parking Garage - Island Campus	9 2016	39,000,000
New Construction	Science Lab #3	9 2016	3,000,000
New Construction	Student Aquatics Center	9 2019	45,000,000
Repair and Renovation	Bay Hall Additional Elevator and Renovations	9 2016	1,500,000
Repair and Renovation	Natural Resources Center Renovations	9 2017	3,500,000
Repair and Renovation	Natural Resources Center Roof Replacement	9 2017	1,000,000
<b>Texas A&amp;M University - Corpus Christi Subtotal</b>			<b>620,550,000</b>

## Appendix A – Projects Submitted By Institution and Type

Project Type	Project Name	Estimated Start Date	Total
<b>Institution: Texas A&amp;M University - Kingsville</b>			
Land Acquisition	PROPERTY ACQUISITIONS	9 2018	2,500,000
New Construction	Administrative Services Building	9 2016	16,553,075
New Construction	ATHLETIC CAMPAIGN BUILDING	9 2020	9,800,000
New Construction	Athletic Locker Rooms Phase 1	9 2019	3,000,000
New Construction	Athletic Soccer Fields and Field House	9 2019	3,900,000
New Construction	CONVOCATION CENTER	9 2020	50,000,000
New Construction	EDUCATIONAL COMPLEX	9 2016	60,000,000
New Construction	KINESTHETIC STUDIES FACILITY	9 2020	15,000,000
New Construction	NEW CAMPUS HVAC CENTRAL PLANT	9 2020	30,000,000
New Construction	NEW PHYSICAL PLANT BUILDING AND SHOPS	9 2020	6,800,000
New Construction	PARKING GARAGE STRUCTURE	9 2018	20,000,000
New Construction	STEM and Educational Center at the Weslaco Campus	9 2019	80,570,000
New Construction	TECHNOLOGY LEARNING CENTER	9 2020	47,000,000
Repair and Renovation	ATHLETIC VENUE IMPROVEMENTS	9 2019	12,000,000
Repair and Renovation	Bellamah Music Building Renovation	9 2018	6,000,000
Repair and Renovation	BUSINESS ADMIN BUILDING RENOVATION	9 2019	8,000,000
Repair and Renovation	CAMPUS GROUNDS REDEVELOPMENT	9 2017	1,000,000
Repair and Renovation	CAMPUS PAVEMENT/PARKING	9 2018	2,000,000
Repair and Renovation	Center for Young Children Phase 2	9 2020	2,000,000
Repair and Renovation	COUSINS HALL RENOVATION	9 2020	4,700,000
Repair and Renovation	DRAMA/ART BUILDING	9 2020	7,000,000
Repair and Renovation	ECKHARDT HALL RENOVATION	9 2016	9,000,000
Repair and Renovation	Engineering Complex Roof Repair and Replacement	9 2017	2,000,000
Repair and Renovation	ESCO Utility Project	9 2018	9,000,000
Repair and Renovation	HILL HALL RENOVATION	9 2019	5,000,000
Repair and Renovation	HOWE AG BUILDING RENOVATION	9 2020	6,000,000
Repair and Renovation	LOFTIN HALL-CONNER MUSEUM REPLACEMENT	9 2020	2,620,000
Repair and Renovation	Wilson Building Renovation	9 2018	2,500,000
<b>Texas A&amp;M University - Kingsville Subtotal</b>			<b>423,943,075</b>
<b>Institution: Texas A&amp;M University - Texarkana</b>			
New Construction	Academic and Student Services Building	9 2016	32,000,000
New Construction	College of Business Building	9 2018	36,500,000
<b>Texas A&amp;M University - Texarkana Subtotal</b>			<b>68,500,000</b>

## Appendix A – Projects Submitted By Institution and Type

Project Type	Project Name	Estimated Start Date	Total
<b>Institution: Texas A&amp;M University at Galveston</b>			
Addition	Recreation Sports Facility Exp. & Athletic Fields	9 2018	36,517,133
Land Acquisition	Chouest Warehouse and Dock Purchase	9 2016	5,796,840
New Construction	Class & Lab Facility & Campus Infrastructure (2)	9 2016	56,280,000
New Construction	New Engineering Research Building	9 2018	46,370,963
New Construction	Pavilion	9 2016	5,000,000
New Construction	The ISLE, Infrastructure, and Central Plant	9 2017	55,000,000
Repair and Renovation	Building Condition Assessment Upgrades	9 2018	40,180,439
Repair and Renovation	Renovation of Old Library for New Student Center	9 2017	7,878,562
<b>Texas A&amp;M University at Galveston Subtotal</b>			<b>253,023,937</b>
<b>Institution: Texas A&amp;M University System</b>			
Infrastructure	RELLIS Infrastructure	9 2016	76,500,000
New Construction	Gateway Education Center	9 2017	80,000,000
<b>Texas A&amp;M University System Subtotal</b>			<b>156,500,000</b>
<b>Institution: Texas A&amp;M University System Health Science Center</b>			
Land Acquisition	Land Acquisition - Dallas for Clinical Facility	9 2016	1,500,000
New Construction	Dentistry Clinical Education Facility – Dallas	9 2016	127,500,000
New Construction	Multidisciplinary Research & Educ Facility–Bryan	9 2016	103,800,000
New Construction	Multi-Institutional Translational Research Campus	9 2017	178,900,000
New Construction	Public Health Educational Innovation Facility	9 2017	50,000,000
<b>Texas A&amp;M University System Health Science Center Subtotal</b>			<b>461,700,000</b>
<b>Institution: Texas A&amp;M University Transportation Institute</b>			
New Construction	TTI: TTI State Headquarters	9 2016	75,000,000
<b>Texas A&amp;M University Transportation Institute Subtotal</b>			<b>75,000,000</b>
<b>Institution: Texas A&amp;M University-Central Texas</b>			
New Construction	Central Utility Plant	9 2019	25,000,000
New Construction	Multipurpose Building III	9 2016	36,000,000
New Construction	Student and Faculty Learning Commons/Auditorium	9 2019	60,000,000
<b>Texas A&amp;M University-Central Texas Subtotal</b>			<b>121,000,000</b>

## Appendix A – Projects Submitted By Institution and Type

Project Type	Project Name	Estimated Start Date	Total
<b>Institution: Texas A&amp;M University-San Antonio</b>			
New Construction	Academic Building	9 2019	58,000,000
New Construction	Central Plant	9 2016	16,500,000
New Construction	General Use Building	9 2019	30,000,000
New Construction	Kinesiology/Classroom/Lab Facility	9 2019	45,000,000
New Construction	Library	9 2019	46,400,000
New Construction	Physical Plant and Infrastructure	9 2018	3,701,828
New Construction	Science & Technology Building	9 2016	63,000,000
New Construction	Student Success and Innovation Center	9 2018	37,200,000
<b>Texas A&amp;M University-San Antonio Subtotal</b>			<b>299,801,828</b>
<b>Institution: West Texas A&amp;M University</b>			
Addition	Enterprise Network Administration Building	9 2016	3,000,000
Infrastructure	Gas Line Extension	9 2016	2,750,000
Infrastructure	Utility Tunnel Extension	9 2016	3,975,000
Land Acquisition	Campus Expansion	9 2016	2,000,000
New Construction	Agricultural Sciences Complex	9 2016	48,160,000
New Construction	Bain Athletic Center Phase III (Field house)	9 2016	3,000,000
New Construction	Enrichment Center	9 2018	25,000,000
New Construction	Football & Soccer/Track Stadiums	9 2016	32,500,000
New Construction	Nursing and Health Building	9 2017	20,000,000
New Construction	Underclassmen Residence Hall - Phase III	9 2017	35,000,000
New Construction	Undergraduate Residence Hall - Phase IV	9 2018	25,000,000
Repair and Renovation	26th Street Renovation	9 2016	3,800,000
Repair and Renovation	Activities Center Renovation Phase V	9 2016	3,000,000
Repair and Renovation	Amarillo Center Renovation - Phase II	9 2016	9,900,000
Repair and Renovation	Bivins Nursing Learning Center Renovation	9 2017	2,000,000
Repair and Renovation	Education Building	9 2017	18,000,000
Repair and Renovation	Energy Saving Conservation Project	9 2016	10,200,000
Repair and Renovation	Engineering Renovation - Phase II	9 2016	6,000,000
Repair and Renovation	Jarrett Hall Life Safety Issues	9 2016	3,900,000
Repair and Renovation	Jarrett Hall Phase II	9 2016	14,330,000
Repair and Renovation	MMNH Interior Renovations Phase II	9 2016	2,000,000
Repair and Renovation	Visitor Center	9 2018	20,000,000
<b>West Texas A&amp;M University Subtotal</b>			<b>293,515,000</b>
<b>Texas A&amp;M University System Subtotal</b>			<b>4,505,673,031</b>

## Appendix A – Projects Submitted By Institution and Type

Project Type	Project Name	Estimated Start Date	Total
<b>System: Texas State Technical College System</b>			
<b>Institution: Texas State Technical College - Harlingen</b>			
Information Resources	All Dormitories Repair and Renovation	1 2018	1,200,000
Infrastructure	Construct Chiller Plant Replacement & Upgrade	10 2016	8,000,000
New Construction	Construct Engineering Center Phase 2	10 2016	4,362,000
New Construction	Engineering Center Phase III	1 2021	10,245,000
Repair and Renovation	Building J Renovation	1 2021	2,800,000
<b>Texas State Technical College - Harlingen Subtotal</b>			<b>26,607,000</b>
<b>Institution: Texas State Technical College - Marshall</b>			
New Construction	Student Center	9 2019	9,650,000
New Construction	TSTC North Texas Instructional/Student Services Bu	9 2018	9,500,000
Repair and Renovation	HVAC Replacement and Energy Management	2 2017	1,000,000
Repair and Renovation	Renovation of North Building	9 2018	9,460,000
<b>Texas State Technical College - Marshall Subtotal</b>			<b>29,610,000</b>
<b>Institution: Texas State Technical College - Waco</b>			
Infrastructure	Campus Housing Water System Replacement	1 2020	8,800,000
Infrastructure	Realignment of East and West Campus Entrances	1 2020	2,000,000
Infrastructure	Water Systems (Inflow & Sewage) Replacement	11 2016	8,700,000
New Construction	East Williamson County HEC Building 2	1 2019	9,500,000
<b>Texas State Technical College - Waco Subtotal</b>			<b>29,000,000</b>
<b>Institution: Texas State Technical College System</b>			
New Construction	Statewide Communication and Information Technology	11 2016	1,938,000
New Construction	Workforce Training Center	1 2018	3,000,000
<b>Texas State Technical College System Subtotal</b>			<b>4,938,000</b>
<b>Institution: Texas State Technical College - West Texas</b>			
New Construction	Abilene Industrial Technology Center	2 2017	18,000,000
<b>Texas State Technical College - West Texas Subtotal</b>			<b>18,000,000</b>
<b>Texas State Technical College System Subtotal</b>			<b>108,155,000</b>

## Appendix A – Projects Submitted By Institution and Type

Project Type	Project Name	Estimated Start Date	Total
<b>System: Texas Tech University System</b>			
<b>Institution: Angelo State University</b>			
Addition	Centennial Village - Phase II	12 2016	12,700,000
Land Acquisition	Real Property Purchase	9 2016	1,000,000
New Construction	Archer College of Health and Human Services	10 2016	26,360,000
New Construction	Hunter Strain Engineering Laboratories	9 2016	4,000,000
New Construction	LeGrand Stadium Pressbox (West Side)	9 2016	3,000,000
New Construction	New Art Building	9 2018	25,350,000
New Construction	New Green House	5 2017	2,000,000
Repair and Renovation	Academic Building Renovation and Addition	1 2019	25,300,000
<b>Angelo State University Subtotal</b>			<b>99,710,000</b>
<b>Institution: Texas Tech University</b>			
Addition	Psychology Building Addition	6 2017	4,500,000
Infrastructure	Infrastructure Upgrade - Chilled Water Loop	6 2020	7,000,000
Land Acquisition	Real Property Purchase	8 2017	6,000,000
New Construction	Library Storage Building	5 2018	5,700,000
New Construction	New Data Center	1 2020	21,000,000
New Construction	Research Building (ESB II)	9 2017	77,000,000
New Construction	Research Building II in Research Park	1 2020	30,000,000
New Construction	School of Veterinary Medicine	1 2018	60,000,000
Repair and Renovation	Agricultural Sciences Renovation	6 2020	10,350,000
Repair and Renovation	Chitwood Hall - Window Replacements	3 2017	1,900,000
Repair and Renovation	College of Engineering Expansion/Renovation	9 2019	67,600,000
Repair and Renovation	College of Visual & Performing Arts - Phase II	9 2021	22,300,000
Repair and Renovation	College of Visual & Performing Arts-Phase I	9 2018	24,700,000
Repair and Renovation	Dairy Barn Renovation	5 2018	2,600,000
Repair and Renovation	Doak Hall Renovation and Life Safety Upgrades	1 2021	20,100,000
Repair and Renovation	Football Training Facility Renovations	1 2020	2,000,000
Repair and Renovation	Horn Hall - Toilet/Shower Renovations	1 2018	1,200,000
Repair and Renovation	Jones AT&T Stadium East Side Finish Out	1 2020	19,000,000
Repair and Renovation	Jones AT&T Stadium South End Zone Renovation	1 2018	41,000,000
Repair and Renovation	Library Life Safety Upgrade	1 2018	6,600,000
Repair and Renovation	Library Renovation	6 2019	82,000,000
Repair and Renovation	Student Union - Renovate Union Plaza Hospitality	1 2017	1,900,000
Repair and Renovation	TTU Plaza Life Safety and Building System Upgrades	5 2019	2,600,000
Repair and Renovation	Weeks Hall Abatement and Renovation	9 2018	24,800,000
Repair and Renovation	Weymouth Hall - Window Replacements	3 2017	1,900,000
<b>Texas Tech University Subtotal</b>			<b>543,750,000</b>

## Appendix A – Projects Submitted By Institution and Type

Project Type	Project Name	Estimated Start Date	Total
<b>Institution: Texas Tech University Health Sciences Center</b>			
Addition	Lubbock - Clinical & Academic Expansion (CCH)	2 2018	23,500,000
Addition	Midland - Jenna Welch Expansion	3 2020	4,300,000
Infrastructure	Lubbock Infrastructure Improvements	9 2016	5,000,000
Land Acquisition	Real Property Purchase - Abilene	9 2016	5,000,000
Land Acquisition	Real Property Purchase - Amarillo	9 2016	3,000,000
Land Acquisition	Real Property Purchase - Dallas	9 2016	10,500,000
Land Acquisition	Real Property Purchase - Lubbock	9 2016	5,000,000
Land Acquisition	Real Property Purchase - Permian Basin	9 2016	3,000,000
New Construction	Amarillo - Panhandle Clinical Simulation Center	10 2016	9,750,000
New Construction	Amarillo Student Synergistic Center	7 2020	6,300,000
New Construction	Lubbock Childcare Center	5 2018	7,900,000
New Construction	Lubbock Education, Research & Technology & West Ex	11 2016	83,700,000
New Construction	Lubbock Thermal Energy Plant & Parking Garage	9 2018	47,800,000
New Construction	Permian Basin Academic Facility	10 2016	22,300,000
Repair and Renovation	Amarillo -Reno Women's Health & Research Institute	9 2016	21,800,000
Repair and Renovation	Dallas - SW SOP Program Renovations	8 2017	5,600,000
Repair and Renovation	Dallas - SW SOP Renewals & Repairs	9 2016	2,500,000
Repair and Renovation	Lubbock - Preston Smith Library Basement Build-Out	8 2018	7,200,000
Repair and Renovation	Lubbock - Various Modernization & Renewal/Renov	9 2016	9,000,000
Repair and Renovation	Lubbock LARC Expansion & Upgrades	9 2018	13,800,000
Repair and Renovation	Odessa Clinic Building 3rd Floor Expansion	5 2020	3,600,000
<b>Texas Tech University Health Sciences Center Subtotal</b>			<b>300,550,000</b>
<b>Institution: Texas Tech University Health Sciences Center - El Paso</b>			
Land Acquisition	Real Property Purchases	9 2016	15,000,000
New Construction	Clinical Sciences Building	9 2018	101,700,000
New Construction	Dental School Building	8 2018	74,000,000
New Construction	Medical Science Building II	2 2017	84,400,000
New Construction	Parking Garage #2	9 2020	30,250,000
New Construction	Thermal Plant and Parking Garage #1	9 2018	69,500,000
Repair and Renovation	Administrative Support Building II Renovation	9 2016	12,700,000
<b>Texas Tech University Health Sciences Center - El Paso Subtotal</b>			<b>387,550,000</b>
<b>Texas Tech University System Subtotal</b>			<b>1,331,560,000</b>

## Appendix A – Projects Submitted By Institution and Type

<b>Project Type</b>	<b>Project Name</b>	<b>Estimated Start Date</b>	<b>Total</b>
<b>System: The Texas State University System</b>			
<b>Institution: Lamar Institute of Technology</b>			
New Construction	Student Services Learning Center	11 2017	26,568,688
Repair and Renovation	Technical Arts Buildings Renovation/Replacement	11 2017	18,995,200
<b>Lamar Institute of Technology Subtotal</b>			<b>45,563,888</b>
<b>Institution: Lamar State College - Orange</b>			
New Construction	Construction of New Academic Building	9 2018	23,450,000
<b>Lamar State College - Orange Subtotal</b>			<b>23,450,000</b>
<b>Institution: Lamar State College - Port Arthur</b>			
Land Acquisition	Property Acquisitions	9 2016	250,000
New Construction	Allied Health Building Addition	9 2018	8,642,232
<b>Lamar State College - Port Arthur Subtotal</b>			<b>8,892,232</b>
<b>Institution: Lamar University</b>			
Addition	Cherry Engineering Lab Addition II	9 2018	21,000,000
Infrastructure	Campus Infrastructure Upgrade	12 2018	15,000,000
Land Acquisition	Property Purchases	9 2017	5,600,000
New Construction	Digital Learning Center	11 2017	47,740,235
New Construction	Lamar University Science and Technology Building	2 2017	60,000,000
New Construction	NEW FACILITIES MANAGEMENT COMPLEX	9 2017	8,500,000
New Construction	New Residence Hall	11 2016	18,000,000
New Construction	Performing Arts Center	9 2018	47,341,540
Repair and Renovation	Annual Student Housing Refurbishment	5 2017	10,800,000
Repair and Renovation	ART BUILDING RENOVATION	9 2017	7,862,731
Repair and Renovation	Classroom, Office and Building Upgrades	1 2017	12,000,000
Repair and Renovation	HEALTH & HUMAN PERFORMANCE COMPLEX	5 2018	13,117,534
Repair and Renovation	Mary & John Gray Library new fire sprinkler system	9 2019	3,937,000
Repair and Renovation	Miscellaneous Energy Conservation Projects	2 2017	2,000,000
Repair and Renovation	Plummer remodel	7 2018	4,500,000
Repair and Renovation	Repurpose Hayes Biology Building	1 2019	11,261,650
Repair and Renovation	Setzer Center Re-purpose	10 2016	28,750,000
Repair and Renovation	SPEECH & HEARING BLDG. Renovation & ADDITION	9 2019	14,900,000
Repair and Renovation	UNIVERSITY THEATRE RENOVATION	9 2018	3,433,688
Repair and Renovation	VINCENT-BECK BASEBALL STADIUM RENOVATION	9 2019	5,000,000
Repair and Renovation	Wimberly Building Re-purpose	1 2018	10,774,495
<b>Lamar University Subtotal</b>			<b>351,518,873</b>

## Appendix A – Projects Submitted By Institution and Type

Project Type	Project Name	Estimated Start Date	Total
<b>Institution: Sam Houston State University</b>			
Addition	Lowman Student Center Expansion	1 2017	40,000,000
Land Acquisition	Land Acquisition	9 2016	5,000,000
New Construction	Allied Health Sciences Building	6 2018	65,000,000
New Construction	Art Complex	12 2017	42,500,000
New Construction	Biology Laboratory Building	9 2016	65,000,000
New Construction	Medical Sciences Building	3 2021	50,000,000
New Construction	Parking Structure at B.K. Marks & Bowers Blvd	10 2019	10,000,000
New Construction	Parking Structure Expansion @ Ave I & 17th	8 2018	10,000,000
Repair and Renovation	Data Server Room and Parking	11 2016	2,500,000
Repair and Renovation	Newton Gresham Library Renovation	6 2018	15,000,000
Repair and Renovation	Thomason Building Renovation	2 2017	8,100,000
<b>Sam Houston State University Subtotal</b>			<b>313,100,000</b>
<b>Institution: Sul Ross State University</b>			
Addition	Turner RAS Facility Expansion	10 2020	4,462,967
New Construction	Borderlands Research Institute	5 2017	13,277,000
New Construction	Museum of the Big Bend Expansion	9 2016	6,500,000
Repair and Renovation	Briscoe Administration Building Renovation	1 2020	8,452,000
Repair and Renovation	Campus Access - Phase II - Master Plan	9 2016	2,101,000
Repair and Renovation	Campus Access- Phase III - Master Plan	1 2017	2,615,534
Repair and Renovation	Fletcher Hall Addition & Renovation	1 2018	8,820,000
Repair and Renovation	Industrial Technology Building Renovation	1 2021	6,614,000
Repair and Renovation	Jackson Field Renovation	6 2020	3,000,000
Repair and Renovation	Kokernot Field	6 2020	2,000,000
Repair and Renovation	Kokernot Outdoor Theatre Renovation	6 2017	5,000,000
Repair and Renovation	Morelock Academic Building Renovation	1 2020	15,378,958
<b>Sul Ross State University Subtotal</b>			<b>78,221,459</b>

## Appendix A – Projects Submitted By Institution and Type

Project Type	Project Name	Estimated Start Date	Total
<b>Institution: Texas State University - San Marcos</b>			
Addition	Bobcat Stadium Expansion: West Side	9 2018	5,061,420
Addition	Cogeneration Plant Addition	9 2017	4,386,000
Addition	LBJ Student Center Expansion	9 2017	41,425,366
Addition	University Events Center Expansion	8 2016	54,096,600
Infrastructure	Cogeneration Plant Gas Turbines	11 2016	45,000,000
Land Acquisition	Land Acquisitions	9 2016	30,000,000
New Construction	Bobcat Stadium Expansion: South End Zone	9 2019	25,404,459
New Construction	East West Mall Connection	9 2018	1,212,700
New Construction	Housing Complex	9 2017	132,252,870
New Construction	Interpretive Research Center	9 2017	12,200,781
New Construction	Multi-Use Recreational Fields	9 2016	3,000,000
New Construction	Music Building	9 2017	61,365,000
New Construction	Round Rock Health Professions - 2	9 2017	45,000,000
New Construction	Structures Lab	9 2017	12,000,000
New Construction	University Events Center Chill Plant	9 2016	5,000,000
New Construction	Vivarium	9 2017	4,000,000
Repair and Renovation	Albert B Alkek Library Renovation	9 2016	9,400,000
Repair and Renovation	Albert B. Alkek Library Learning Commons	9 2017	12,612,894
Repair and Renovation	Alkek Library 7th Floor Wittliff Collections Expan	5 2017	6,100,000
Repair and Renovation	Blanco Residence Hall Renovations	9 2017	28,000,000
Repair and Renovation	Health Professions Space Reconfiguration	9 2018	5,400,000
Repair and Renovation	Lampasas Renovation (4th and 5th Floor)	9 2017	2,426,000
Repair and Renovation	LBJ Student Center Renovation	5 2016	20,113,150
Repair and Renovation	Nueces Building Renovation	9 2017	2,750,000
Repair and Renovation	Old Main Exterior Repairs	9 2017	7,000,000
Repair and Renovation	RF Mitte Space Reconfigurations	9 2018	5,400,000
Repair and Renovation	Spring Lake Dam Repairs	8 2016	4,500,000
Repair and Renovation	Theatre Center Renovation	9 2020	5,000,000
<b>Texas State University - San Marcos Subtotal</b>			<b>590,107,240</b>
<b>The Texas State University System Subtotal</b>			<b>1,410,853,692</b>

## Appendix A – Projects Submitted By Institution and Type

Project Type	Project Name	Estimated Start Date	Total
<b>System: The University of Houston System</b>			
<b>Institution: University of Houston</b>			
Addition	New Law Center Building & Complex Renovation	12 2017	76,078,336
Infrastructure	Renovate Science and Engineering Research Center	1 2017	9,000,000
New Construction	Baseball Clubhouse	7 2016	4,400,000
New Construction	Indoor Football & Weight Room	7 2016	20,000,000
New Construction	MacGregor Development	1 2020	6,000,000
New Construction	New Children's Learning Facility	6 2017	12,000,000
New Construction	New College of Arts (Performing & Visual) Building	7 2017	57,835,159
New Construction	New Garage Arts/Law	1 2017	70,000,000
New Construction	New Medical School Building	12 2017	113,604,777
New Construction	New Moody Towers Residence Hall Replacement	1 2020	85,000,000
New Construction	New Research Building at Energy Research Park	1 2017	66,000,000
New Construction	New Student Health, Counseling and Career Center	1 2018	21,316,000
New Construction	Student Success and Engineering Education Buildin	1 2019	83,000,000
Repair and Renovation	E. Cullen and Cullen Performance Hall Sprinklers	7 2016	6,000,000
Repair and Renovation	Energy Research Park - Bldg 9	1 2017	9,000,000
Repair and Renovation	Renovate AD Bruce Religion Center	1 2017	8,758,000
Repair and Renovation	Renovate Agnes Arnold Hall	1 2019	32,000,000
Repair and Renovation	Renovate Charles F. McElhinney Hall	9 2020	13,900,000
Repair and Renovation	Renovate Energy Research Park - Bldg 11	1 2017	6,400,000
Repair and Renovation	Renovate Energy Research Park - Bldg 3	3 2017	14,300,000
Repair and Renovation	Renovate Energy Research Park- Bldg 2	3 2017	6,000,000
Repair and Renovation	Renovate Fred J. Heyne Building	9 2020	13,800,000
Repair and Renovation	Renovate Graduate College of Social Work	1 2018	11,163,000
Repair and Renovation	Renovate Lamar Fleming, Jr.	9 2018	23,100,000
Repair and Renovation	Renovate Roy G. Cullen Building	9 2018	10,700,000
Repair and Renovation	Renovate Science and Research 2 Building	9 2018	33,400,000
Repair and Renovation	Renovate Science and Research I Building	9 2020	42,300,000
Repair and Renovation	Renovate Science Building	9 2016	12,200,000
Repair and Renovation	Renovate South Park Annex	1 2019	6,000,000
Repair and Renovation	Renovate UC Satellite	1 2017	6,000,000
Repair and Renovation	Replace Stephen Power Farish Hall	9 2020	51,000,000
<b>University of Houston Subtotal</b>			<b>930,255,272</b>

## Appendix A – Projects Submitted By Institution and Type

Project Type	Project Name	Estimated Start Date	Total
<b>Institution: University of Houston - Clear Lake</b>			
Land Acquisition	Land Acquisition	9 2016	6,000,000
New Construction	Freshmen Housing	9 2016	23,500,000
New Construction	Research Park Phase I	1 2018	17,000,000
New Construction	STEM and Classroom Building Phase II	8 2021	66,376,000
New Construction	Welcome Center and Office Building	8 2018	37,300,000
Repair and Renovation	Dining Facilities Upgrade & Addition	9 2016	3,570,000
Repair and Renovation	Renovate Bayou Teaching & Research Science Labs	1 2019	6,600,000
<b>University of Houston - Clear Lake Subtotal</b>			<b>160,346,000</b>
<b>Institution: University of Houston - Downtown</b>			
Addition	GIRARD ST. BUILDING - 4TH FLOOR	4 2018	7,500,000
Infrastructure	NORTHSIDE UTILITY PLANT / INFRASTRUCTURE	10 2016	5,000,000
Land Acquisition	PROPERTY ACQUISITION - North of Interstate 10	9 2016	5,000,000
New Construction	INTRAMURAL FIELDS / SUPPORT BUILDING	1 2017	2,000,000
New Construction	RECREATION AND WELLNESS CENTER	9 2018	41,250,000
New Construction	SCIENCE AND TECHNOLOGY BLDG	10 2016	68,000,000
New Construction	STUDENT CENTER BUILDING	6 2020	45,000,000
New Construction	STUDENT PARKING GARAGE	9 2017	9,000,000
<b>University of Houston - Downtown Subtotal</b>			<b>182,750,000</b>
<b>Institution: University of Houston System</b>			
Land Acquisition	Land Purchase for Katy Campus	8 2017	13,800,000
New Construction	Construct New Academic Building	8 2017	33,032,000
<b>University of Houston System Subtotal</b>			<b>46,832,000</b>
<b>Institution: University of Houston - Victoria</b>			
Infrastructure	Ben Wilson Street	8 2016	6,500,000
Land Acquisition	Land Acquisition - Academic Expansion	9 2016	2,585,000
Land Acquisition	Land Acquisition for Athletic Facilities/Events	9 2017	2,500,000
Land Acquisition	Land Acquisition-Victoria College	8 2016	1,900,000
Land Acquisition	Town Plaza Acquisition/Renovation	10 2016	6,000,000
New Construction	Athletic Facilities	11 2017	15,000,000
New Construction	North Building	9 2016	4,000,000
New Construction	UHV Recreation Center/Athletic Building	12 2017	12,000,000
Repair and Renovation	UHV Center for the Arts	10 2016	2,000,000
<b>University of Houston - Victoria Subtotal</b>			<b>52,485,000</b>
<b>The University of Houston System Subtotal</b>			<b>1,372,668,272</b>

## Appendix A – Projects Submitted By Institution and Type

Project Type	Project Name	Estimated Start Date	Total
<b>System: The University of North Texas System</b>			
<b>Institution:</b>	<b>University of North Texas</b>		
Infrastructure	Electrical Substation Expansion	9 2017	1,750,000
Infrastructure	Language Building MEP	1 2018	4,300,000
Infrastructure	Physical Education Building MEP	9 2017	7,500,000
Infrastructure	Renovate Curry Hall MEP	8 2018	5,500,000
Infrastructure	Renovate Willis Library MEP	9 2016	8,950,000
Infrastructure	Terrill Hall MEP	1 2017	5,800,000
Infrastructure	Underground Utility Repair	9 2017	2,880,000
Land Acquisition	Land Acquisitions Expansion Central Campus	9 2016	9,500,000
New Construction	Construct Classroom Building	9 2016	24,000,000
New Construction	Construct Residence Hall - Phase 1	9 2016	44,800,000
New Construction	Construct Residence Hall - Phase 2	1 2018	48,200,000
New Construction	Construct Science & Tech Research Building	9 2017	98,000,000
New Construction	Discovery Park Greenhouse Addition	12 2019	3,000,000
New Construction	New Academic Bldg	9 2020	88,400,000
Repair and Renovation	1500 IH-35 Renovation	6 2016	8,500,000
Repair and Renovation	1500 IH-35 Renovation Phase 2	1 2019	4,000,000
Repair and Renovation	Chestnut Hall Remodel	1 2018	1,800,000
Repair and Renovation	Coliseum MEP	12 2016	9,900,000
Repair and Renovation	Coliseum Re-Roof	10 2016	4,310,000
Repair and Renovation	Discovery Park Bio-medical Engineering	9 2016	17,400,000
Repair and Renovation	Discovery Park MEP	1 2017	10,600,000
Repair and Renovation	ESSC remodel	9 2018	7,800,000
Repair and Renovation	GAB Interior Remodel	9 2018	2,500,000
Repair and Renovation	Hickory Hall Renovation	9 2017	8,800,000
Repair and Renovation	Kerr Hall - Air Handler Replacement	9 2016	4,000,000
Repair and Renovation	Language Bldg ADA/TAS Upgrades & Interior Remod	1 2019	1,500,000
Repair and Renovation	Life Science 4th Floor Research Lab Renovation	9 2016	6,300,000
Repair and Renovation	Off-site Campus #2	9 2016	1,500,000
Repair and Renovation	RTFP Building MEP	9 2018	5,500,000
Repair and Renovation	Sage Hall Academic Success Center Phase 2	4 2017	1,450,000
Repair and Renovation	Sage Hall Academic Success Center Phase 3	1 2018	2,130,000
Repair and Renovation	Sage Hall Academic Success Center Phase 4	9 2018	2,000,000
Repair and Renovation	Science Research Building MEP	9 2018	1,300,000
Repair and Renovation	USB Building MEP	1 2017	3,300,000
Repair and Renovation	Welch St Complex #1 demo and Relocate	9 2018	1,500,000
<b>University of North Texas Subtotal</b>			<b>458,670,000</b>

## Appendix A – Projects Submitted By Institution and Type

Project Type	Project Name	Estimated Start Date	Total
<b>Institution: University of North Texas at Dallas</b>			
Infrastructure	Parking Lots	9 2017	5,000,000
Infrastructure	Road/Promenade Construction	1 2018	14,000,000
Infrastructure	Satellite Utility Plants	1 2019	10,000,000
Land Acquisition	Acquisition of Land	9 2018	10,000,000
New Construction	Business Technology Buiding	9 2018	65,000,000
New Construction	Parking Garage	1 2019	15,000,000
New Construction	School of Pharmacy and Health Professions	9 2018	55,000,000
New Construction	STEM Building	9 2018	87,000,000
New Construction	UNT Dallas Training & Conference Center	12 2019	25,000,000
<b>University of North Texas at Dallas Subtotal</b>			<b>286,000,000</b>
<b>Institution: University of North Texas Health Science Center at Fort Worth</b>			
Land Acquisition	Property Acquisition	9 2016	3,300,000
New Construction	Medical Clinic	1 2017	5,200,000
Repair and Renovation	Renovation RES 4th Floor	1 2018	4,500,000
Repair and Renovation	Renovation of Clifton Parking Garage	5 2017	6,000,000
Repair and Renovation	Renovation of Patient Care Center 6th Floor	6 2017	2,500,000
Repair and Renovation	Renovation Patient Care Center Floor 5	12 2018	2,500,000
Repair and Renovation	Renovation Patient Care Center Floors 1 and 2	12 2021	5,000,000
Repair and Renovation	Renovation Patient Care Center Floors 3 and 4	6 2020	5,000,000
<b>University of North Texas Health Science Center at Fort Worth Subtotal</b>			<b>34,000,000</b>
<b>Institution: University of North Texas System</b>			
Repair and Renovation	1901 Main Reno Classrm & Admin Space (8th Flr)	9 2017	7,100,000
Repair and Renovation	Renovation of 1900 Elm Street	1 2018	6,300,000
<b>University of North Texas System Subtotal</b>			<b>13,400,000</b>
<b>The University of North Texas System Subtotal</b>			<b>792,070,000</b>

## Appendix A – Projects Submitted By Institution and Type

Project Type	Project Name	Estimated Start Date	Total
<b>System: The University of Texas System</b>			
<b>Institution:</b>	<b>The University of Texas - Rio Grande Valley</b>		
Information Resources	10 Gig Classroom Upgrade	1 2017	2,652,978
Information Resources	Telephone System Consolidation Upgrade	1 2017	2,100,900
Infrastructure	Cooling Plant Expansion - ED	9 2018	7,000,000
Land Acquisition	Real Estate Purchases	9 2016	4,480,000
New Construction	Coastal Studies Research - BR	10 2020	45,000,000
New Construction	Fine Arts and Classroom Building - BR	9 2020	50,400,000
New Construction	Health Sciences Facility - ED	9 2019	55,000,000
New Construction	New Dining Hall - ED	9 2019	8,650,000
New Construction	Parking Garage	9 2017	30,000,000
New Construction	Science and Research Complex - BR	10 2019	57,250,698
New Construction	Student Success and Administrative Building - BR	6 2019	54,700,000
New Construction	Thermal Energy Plant - BR	9 2018	17,100,000
Repair and Renovation	Business & Entrepreneurship HVAC Replacement - ED	9 2018	1,800,000
Repair and Renovation	Education Complex Brick Replacement - ED	9 2017	1,968,000
Repair and Renovation	Health & PE II HVAC Replacement - ED	9 2017	1,250,000
Repair and Renovation	Health & Physical Ed I Brick Replacement - ED	9 2020	2,917,520
Repair and Renovation	Library HVAC Replacement - ED	9 2019	3,500,000
Repair and Renovation	Research Education Building Roof - ED	9 2017	1,000,919
<b>The University of Texas - Rio Grande Valley Subtotal</b>			<b>346,771,015</b>
<b>Institution:</b>	<b>The University of Texas at Arlington</b>		
Land Acquisition	Property Acquisition	9 2016	1,000,000
New Construction	Classroom Building 1	1 2020	60,000,000
New Construction	Dining Facility - West Campus	4 2017	21,000,000
New Construction	Health Services Building	6 2018	27,000,000
New Construction	Nursing & Health Innovation	12 2019	110,000,000
New Construction	Parking Garage - PK07	10 2016	30,000,000
New Construction	Police Services Building	11 2019	9,300,000
New Construction	Residence Hall West - Phase I	4 2017	30,000,000
New Construction	Residence Hall West - Phase II	4 2020	33,000,000
New Construction	Science & Engineering Innovation Research Building	10 2016	125,000,000
New Construction	Student Services Center	9 2020	36,400,000
New Construction	University Center Parking Garage-MP-PK01	6 2020	30,000,000
Repair and Renovation	Fire & Life Safety	9 2016	4,800,000
Repair and Renovation	Life Science Renovation	9 2017	65,000,000
Repair and Renovation	TCC FW	11 2016	4,600,000
Repair and Renovation	Texas Hall Renovation for Performing Arts	5 2019	50,000,000
<b>The University of Texas at Arlington Subtotal</b>			<b>637,100,000</b>

## Appendix A – Projects Submitted By Institution and Type

Project Type	Project Name	Estimated Start Date	Total
<b>Institution: The University of Texas at Austin</b>			
Addition	Battle Hall Complex-West Mall Office Building Reno	8 2018	75,000,000
Addition	DKR - Texas Memorial Stadium - South End Zone Expa	2 2017	170,000,000
Addition	New Building for ARL	1 2017	28,000,000
Addition	Nursing Building Renovation	7 2018	40,729,000
Infrastructure	PRC Utilities	1 2017	4,000,000
Land Acquisition	Land Purchases	9 2016	25,000,000
New Construction	Child Care Center Expansion	1 2018	5,000,000
New Construction	Elementary School Phase 2	9 2016	15,000,000
New Construction	Energy Engineering Building	2 2018	160,000,000
New Construction	Graduate Student Housing Complex	12 2017	89,000,000
New Construction	High-Density Storage Addition	9 2016	8,000,000
New Construction	Material Transfer Center Expansion	9 2016	1,000,000
New Construction	McDonald Geodetic Observatory	9 2016	1,500,000
New Construction	New BFL Teaching & Collections Building	7 2019	8,000,000
New Construction	New BFL Visitor Center & Site Improvements	7 2019	2,000,000
New Construction	New Office Building	1 2018	18,000,000
New Construction	New Parking Garage	6 2018	30,000,000
New Construction	Stengl Lost Pines Biological Research Stat Upgrade	9 2016	1,200,000
New Construction	Student Residence Hall	6 2017	150,000,000
New Construction	Texas Institute for Discovery Education in Science	12 2019	29,400,000
New Construction	Woolrich Labs Replacement	12 2019	100,000,000
Repair and Renovation	ECJ Renovation	1 2017	50,000,000
Repair and Renovation	Waggener Hall Renovation	7 2019	15,000,000
Repair and Renovation	Air Handler Replacement Kinsolving Dormitory	6 2018	12,000,000
Repair and Renovation	All buildings with Deferred Maintenance over \$1M	9 2019	33,000,000
Repair and Renovation	Andrews/Blanton/Carothers/Littlefield Repl Windows	6 2021	3,000,000
Repair and Renovation	Anna Hiss Gym Renovation	2 2017	40,000,000
Repair and Renovation	Art Building Renovation	10 2018	20,000,000
Repair and Renovation	Bellmont Hall West Facade Repairs	9 2016	1,250,000
Repair and Renovation	Blanton Dormitory HVAC Replace Induction Units	6 2021	4,000,000
Repair and Renovation	Blanton Dormitory Roof Replacement	6 2021	1,000,000
Repair and Renovation	Brackenridge/Roberts Replace Fan Coils	6 2017	1,000,000
Repair and Renovation	Brackenridge/Roberts/Prather Dorm Replace Windows	6 2021	4,000,000
Repair and Renovation	Brackenridge/Roberts/Prather Planned Maintenance	6 2020	4,000,000
Repair and Renovation	Brackenridge/Roberts/Prather Roof Replacement	6 2021	2,000,000
Repair and Renovation	Calhoun Hall Renovation	9 2017	12,000,000
Repair and Renovation	Campus Administrative to Academic/Research Space	6 2017	25,000,000
Repair and Renovation	Campus Egress Renovations	9 2019	1,500,000

## Appendix A – Projects Submitted By Institution and Type

<b>Project Type</b>	<b>Project Name</b>	<b>Estimated Start Date</b>	<b>Total</b>
Repair and Renovation	Chemical & Petroleum Engineering Renovation	6 2020	103,000,000
Repair and Renovation	DMS Research Laboratory Shell Space Fitups	6 2017	10,000,000
Repair and Renovation	Fine Arts Classroom Renovations	9 2016	20,000,000
Repair and Renovation	Fire and Life Safety Upgrades	9 2016	5,000,000
Repair and Renovation	Gearing Hall Exterior Renovation	9 2016	3,000,000
Repair and Renovation	General Purpose Classroom Renovation	1 2017	6,000,000
Repair and Renovation	Harry Ransom Center Renovation	1 2019	25,000,000
Repair and Renovation	HVAC Renovation and Replacement BAT	12 2019	4,000,000
Repair and Renovation	HVAC Renovation and Replacement BRB	9 2017	25,000,000
Repair and Renovation	HVAC Renovation and Replacement CBA	9 2018	4,000,000
Repair and Renovation	HVAC Renovation and Replacement CDL	9 2019	6,000,000
Repair and Renovation	HVAC Renovation and Replacement MRH	9 2020	4,000,000
Repair and Renovation	HVAC Renovation and Replacement SRH Unit 1	9 2016	4,000,000
Repair and Renovation	HVAC Renovation and Replacement SRH Unit 2	9 2017	25,000,000
Repair and Renovation	HVAC Renovation and Replacement SRH Unit 3	9 2018	25,000,000
Repair and Renovation	HVAC Renovation and Replacement WMB	9 2020	4,000,000
Repair and Renovation	HVAC Renovation and Replacement WRW	9 2017	4,000,000
Repair and Renovation	Jackson Geosciences Roof Replacement	9 2016	1,500,000
Repair and Renovation	Jester West Renovate Floors	9 2016	36,000,000
Repair and Renovation	Laboratory Building HVAC Replacement and Renovatio	9 2016	5,000,000
Repair and Renovation	Littlefield Home and Carriage House Renovations	10 2017	15,000,000
Repair and Renovation	Main Bldg.Tower Exterior Renovation	1 2018	20,000,000
Repair and Renovation	Main Building Renovation	1 2018	75,000,000
Repair and Renovation	McCombs School of Business Renovation	12 2017	170,000,000
Repair and Renovation	MR1 Floor 2 Renovations	9 2016	4,000,000
Repair and Renovation	MR1 Floor 3 Renovations	3 2018	4,000,000
Repair and Renovation	MR1 Floor 4 Renovations	3 2018	4,000,000
Repair and Renovation	MR1 Floor 5 Renovations	3 2019	4,000,000
Repair and Renovation	Nursing Building Classroom Renovations	9 2016	1,500,000
Repair and Renovation	Parlin Hall Renovation	1 2019	12,000,000
Repair and Renovation	Pharmacy Building (PHR) Roof Replacement	9 2016	1,100,000
Repair and Renovation	Pharmacy Building Renovations	12 2019	57,300,000
Repair and Renovation	Rainey Hall Renovation	1 2019	21,000,000
Repair and Renovation	Rapoport Building Renovation	1 2019	30,000,000
Repair and Renovation	Remove Built in Furniture Kinsolving Dormitory	6 2019	8,000,000
Repair and Renovation	Renovate Bathrooms Kinsolving Dormitory	6 2017	8,000,000
Repair and Renovation	Replace Nnduction Units Kinsolving Dormitory	6 2020	8,000,000
Repair and Renovation	Replace Windows Kinsolving Dormitory	6 2021	5,000,000
Repair and Renovation	Replace Windows Moore Hill Dormitory	6 2021	2,000,000
Repair and Renovation	Robert Lee Moore Hall (RLM) Renovation	1 2018	43,000,000

## Appendix A – Projects Submitted By Institution and Type

Project Type	Project Name	Estimated Start Date	Total
Repair and Renovation	Sanchez Building Public Areas Renovation	9 2016	1,000,000
Repair and Renovation	Social Work Building Renovation & Addition	1 2017	25,000,000
Repair and Renovation	UTC Renovation	6 2018	25,000,000
Repair and Renovation	Waggoner Hall Roof Replacement	9 2016	3,300,000
Repair and Renovation	Welch 1978 Wing Laboratory Shell Space Fitups	6 2019	10,000,000
Repair and Renovation	Winship Hall HVAC Replacement and Renovaion	9 2016	6,500,000
<b>The University of Texas at Austin Subtotal</b>			<b>2,072,779,000</b>
<b>Institution:</b>	<b>The University of Texas at Dallas</b>		
Land Acquisition	Synergy Park North	9 2017	55,000,000
New Construction	Academic Building	1 2018	110,000,000
New Construction	Art Laboratory and Exposition Building	1 2017	25,000,000
New Construction	BSB Auditorium	7 2017	9,000,000
New Construction	Business Services Building	6 2017	50,000,000
New Construction	Creative Arts Building / Theater	12 2020	18,000,000
New Construction	Engineer Building II	1 2019	115,000,000
New Construction	Event Center	1 2019	120,000,000
New Construction	Executive Education Center	1 2021	18,000,000
New Construction	Modular Office Building	9 2016	1,200,000
New Construction	Musical Rehearsal Hall	4 2018	8,000,000
New Construction	Natural Science Research/ Lab/ Office Bldg III	1 2020	140,000,000
New Construction	Natural Sciences Research/Lab/Office Bldg II	9 2019	130,000,000
New Construction	Nursing School	7 2021	85,000,000
New Construction	Parking Structure V / Offices	7 2018	28,000,000
New Construction	Planetarium/Immersive Research Instruction Spaces	1 2018	31,000,000
New Construction	Replacement of Hoblitzelle Hall	7 2020	40,000,000
New Construction	Replacement of WSTC	12 2021	40,000,000
New Construction	Research Library / Climate Control Book Storage	1 2021	75,000,000
New Construction	School of Behavioral and Brain Science	6 2019	45,000,000
New Construction	Science Building	7 2017	95,000,000
New Construction	Student Housing Graduate / Upperclass	7 2018	50,000,000
New Construction	Student Housing Living Learning Center VIII	3 2019	40,000,000
New Construction	Student Union Expansion	1 2018	12,000,000
New Construction	Track and Field Stadium	1 2019	9,000,000
Repair and Renovation	Callier Center South Renewal	3 2018	40,000,000
Repair and Renovation	Expansion of Clean Room in NSERL	1 2017	5,000,000
Repair and Renovation	Infrastructural Renewal	6 2017	12,000,000
Repair and Renovation	McDermott Library Renovation-3rd Flr & Basement	12 2017	10,000,000
Repair and Renovation	Renovation of Berkner Hall	1 2020	20,000,000
Repair and Renovation	Renovation of Green Hall	5 2018	21,000,000
Repair and Renovation	Renovation of Jonsson Hall	1 2020	16,000,000

## Appendix A – Projects Submitted By Institution and Type

Project Type	Project Name	Estimated Start Date	Total
Repair and Renovation	Wind Tunnel Installation	10 2016	4,700,000
<b>The University of Texas at Dallas Subtotal</b>			<b>1,477,900,000</b>
<b>Institution:</b>	<b>The University of Texas at El Paso</b>		
Infrastructure	Campus Loop Road, Glory Road Segment	10 2016	6,721,000
Infrastructure	University Ave Pedestrian and Bike Enhancement	2 2018	2,104,000
Land Acquisition	Property Acquisition	9 2016	20,000,000
New Construction	Addition to Engineering and Science Complex	1 2019	40,326,000
New Construction	Alumni Building	9 2020	14,766,000
New Construction	Behavioral Sciences Building	11 2020	124,856,000
New Construction	College of Business Administration Building	11 2017	91,100,000
New Construction	Executive Education and Conference Center	3 2019	49,632,000
New Construction	Honors and Student Leadership Institute	11 2019	81,450,000
New Construction	Information Technology Building	1 2017	17,500,000
New Construction	Interdisciplinary Research Building	11 2016	85,000,000
New Construction	Student Housing IV	8 2017	51,390,000
New Construction	Tennis Center	1 2021	4,886,000
New Construction	University East Gateway Parking Facility	2 2018	17,354,000
Repair and Renovation	Performance Arts Center Upgrade and Renovations	9 2021	37,224,000
Repair and Renovation	Recapitalization and Deferred Maintenance	1 2018	12,000,000
Repair and Renovation	Renovation of Geological Sciences Building	11 2021	25,850,000
Repair and Renovation	Sun Bowl Stadium Improvements	12 2018	38,000,000
Repair and Renovation	The Union Renovations and Additions	11 2020	43,428,000
<b>The University of Texas at El Paso Subtotal</b>			<b>763,587,000</b>
<b>Institution:</b>	<b>The University of Texas at San Antonio</b>		
Infrastructure	Infrastructure Rehabilitation	1 2019	32,000,000
Infrastructure	North Thermal Energy Plant -Boiler Replacement	11 2016	1,200,000
Land Acquisition	Downtown Campus Land Acquisition	4 2019	2,575,000
New Construction	Academic Support Building - Student Success Center	11 2016	27,000,000
New Construction	Arena-Convocation Center	11 2020	93,000,000
New Construction	Athletics Complex Phase II	11 2016	9,000,000
New Construction	Athletics Complex Phase III	11 2020	31,000,000
New Construction	Athletics Complex Phase IV	11 2020	61,800,000
New Construction	Band Hall Annex & Practice Field Project	11 2018	27,000,000
New Construction	Bio-Safety Level III Laboratory	11 2020	52,000,000
New Construction	Business Building II	11 2020	52,000,000
New Construction	Cloud Research Cyber Building	1 2017	22,000,000
New Construction	Design, Construction & Urban Planning Building	11 2018	67,000,000
New Construction	Dietetics Teaching Lab, Classroom & Kinesiology	4 2017	1,300,000
New Construction	Electronic Evidence Lab	6 2017	1,400,000

## Appendix A – Projects Submitted By Institution and Type

Project Type	Project Name	Estimated Start Date	Total
New Construction	Faculty and Staff Office Building	11 2020	44,300,000
New Construction	Garage #4	7 2018	45,000,000
New Construction	Innovation Center - Engineering	11 2017	22,000,000
New Construction	New Warehouse & Offices for Purchasing & Distrib.	11 2017	4,000,000
New Construction	Performance and Event Center	11 2017	33,500,000
New Construction	Student Housing Facility	11 2018	45,000,000
New Construction	Student Success Center	1 2017	3,900,000
New Construction	UTSA Amphitheater	4 2020	2,060,000
Repair and Renovation	Arts Building Infill	11 2018	2,100,000
Repair and Renovation	Arts Building Renovation	8 2018	31,000,000
Repair and Renovation	Arts Building-HVAC Systems Upgrade	4 2020	2,100,000
Repair and Renovation	Campus Lecture Hall Rehabilitation and Modernizati	4 2019	1,400,000
Repair and Renovation	Campus Lecture Hall Renovation	1 2021	1,300,000
Repair and Renovation	Chaparral Village I-Fire Alarm System Upgrade	1 2017	1,300,000
Repair and Renovation	Classroom Technology Refresh (Year 2 of 2), and Te	6 2017	1,000,000
Repair and Renovation	Convocation Cent. Elect. Branch Panel/Trans/light	4 2020	2,100,000
Repair and Renovation	John Peace Library -HVAC System Upgrade	4 2019	2,100,000
Repair and Renovation	McKinney Humanities Capital Renewal	8 2018	33,000,000
Repair and Renovation	Multidisciplinary Studies Bldg-HVAC Upgrade PH II	4 2020	2,100,000
Repair and Renovation	Multidisciplinary Studies Building-HVAC System Upg	4 2020	5,200,000
Repair and Renovation	Peter T. Flawn Bldg Renovations and Adaptive Reuse	8 2019	44,000,000
Repair and Renovation	Renovation at various buildings: MH, FLN, MS, BSB,	4 2019	2,100,000
Repair and Renovation	Upgrade Teaching Space Access Infrastructure	4 2020	1,300,000
<b>The University of Texas at San Antonio Subtotal</b>			<b>812,135,000</b>
<b>Institution:</b>	<b>The University of Texas at Tyler</b>		
Infrastructure	Campus Safety & Pedestrian Access Implementation	9 2019	8,000,000
Infrastructure	New Entrance and CItY Roundabout	1 2018	2,000,000
Infrastructure	UT Tyler Lakes and Pedestrian Access	1 2019	2,000,000
Land Acquisition	Land Acquisition	9 2016	3,500,000
New Construction	Final Transformation from 2 to 4 year Package	1 2020	13,700,000
New Construction	Indoor Tennis Center	1 2018	8,000,000
New Construction	Innovation Academy High School	1 2018	9,000,000
New Construction	Innovation Academy Middle School	1 2019	9,000,000
New Construction	Intramural Fields and Field House	1 2017	10,600,000
New Construction	outdoor amphitheatre	1 2021	1,000,000
New Construction	Outdoor Running Track and Field House	1 2019	2,000,000
New Construction	STEM and Business Complex	9 2016	76,000,000
New Construction	Student Success Building	1 2017	9,000,000
New Construction	U T Tyler Memorial Hall	1 2020	5,000,000

## Appendix A – Projects Submitted By Institution and Type

Project Type	Project Name	Estimated Start Date	Total
<b>The University of Texas at Tyler Subtotal</b>			<b>158,800,000</b>
<b>Institution:</b>	<b>The University of Texas Health Center at Tyler</b>		
Repair and Renovation	Strategic Space Allocation Plan: Staff Organizatio	9 2016	2,327,000
<b>The University of Texas Health Center at Tyler Subtotal</b>			<b>2,327,000</b>
<b>Institution:</b>	<b>The University of Texas Health Science Center at Houston</b>		
New Construction	Research Building	9 2017	136,000,000
New Construction	School of Public Health/School of Biomedical Infor	9 2019	200,000,000
<b>The University of Texas Health Science Center at Houston Subtotal</b>			<b>336,000,000</b>
<b>Institution:</b>	<b>The University of Texas Health Science Center at San Antonio</b>		
Information Resources	Replace Core Computing Components	12 2016	3,750,000
Information Resources	Upgrade Desktop Computing	12 2016	3,000,000
Infrastructure	Fuel Containment, Phase I	9 2016	1,500,000
Infrastructure	Recapitalization and DM Initiative	1 2017	44,150,000
Infrastructure	Replace CEP Chiller	9 2018	2,000,000
New Construction	Clinical Transformation, Phase 3	1 2018	250,000,000
New Construction	Construct Alzheimer Institute	1 2020	45,000,000
New Construction	Construct Parking Garage	1 2017	20,000,000
New Construction	Relocate Barshop Institute	1 2018	60,000,000
Repair and Renovation	CTRC Renovation & Infrastructure	9 2017	7,000,000
Repair and Renovation	Med School/Res Labs Recapitalization, Phase 1	1 2019	15,000,000
Repair and Renovation	Med School/Res Labs Recapitalization, Phase 2	1 2021	10,000,000
<b>The University of Texas Health Science Center at San Antonio Subtotal</b>			<b>461,400,000</b>
<b>Institution:</b>	<b>The University of Texas MD Anderson Cancer Center</b>		
Information Resources	Information Technology Projects	9 2016	509,860,000
Infrastructure	CRR Renovation Budget	9 2017	107,500,000
Infrastructure	Mays Clinic - Replace Outside Air Handling Units	11 2016	6,000,000
Infrastructure	Smithville - CUP Equipment Additions and Upgrades	9 2017	24,000,000
Infrastructure	Smithville - Lab 3 Renewal	9 2017	12,000,000
Land Acquisition	Land Acquisition No. 1	9 2016	4,000,000
Land Acquisition	Land Acquisition No. 2	9 2017	2,000,000
Land Acquisition	Land Acquisition No. 3	9 2017	3,000,000
Land Acquisition	Land Acquisition No. 4	9 2018	3,000,000
Land Acquisition	Land Acquisition No. 5	9 2019	6,000,000
Land Acquisition	Land Acquisition No. 6	9 2019	8,000,000
Land Acquisition	Land Acquisition No. 7	9 2019	10,000,000
Land Acquisition	Land Acquisition No. 8	9 2020	30,000,000
New Construction	MD Anderson - League City	10 2016	123,630,000
New Construction	MD Anderson - West Houston	1 2017	169,000,000
New Construction	North Campus Parking Garage	9 2019	30,900,000

## Appendix A – Projects Submitted By Institution and Type

Project Type	Project Name	Estimated Start Date	Total
New Construction	Radiology Outpatient Center Two	9 2017	20,000,000
New Construction	Research Building No. 1	3 2017	295,000,000
New Construction	Research Building No. 2	9 2017	295,000,000
New Construction	Smithville - A. Clark Griffin Replacement	9 2017	36,000,000
New Construction	Smithville -Lab V	2 2018	45,000,000
Repair and Renovation	Cancer Network Capital Space Renovations	9 2016	12,000,000
Repair and Renovation	Demolish Dental Building	9 2017	9,500,000
Repair and Renovation	EVP Minor Renovations	9 2017	5,000,000
Repair and Renovation	Future FEMA Projects	9 2017	15,000,000
Repair and Renovation	Kitchen and Dining Area Renovations	3 2017	6,900,000
Repair and Renovation	Pathology & Lab Medicine	9 2018	4,763,200
Repair and Renovation	Patient Care Minor Renovation Projects	9 2017	21,900,000
Repair and Renovation	Renovate Diagnostic Imaging Area A (R3)	8 2017	4,800,000
Repair and Renovation	Renovate Outpatient Clinics - Main Bldg - Floor 10	2 2017	8,500,000
Repair and Renovation	Renovate Outpatient Clinics - Main Bldg - Floor 7	2 2017	9,047,500
Repair and Renovation	Research and Education Minor Renovation Projects	9 2017	17,500,000
<b>The University of Texas MD Anderson Cancer Center Subtotal</b>			<b>1,854,800,700</b>
<b>Institution:</b>	<b>The University of Texas Medical Branch at Galveston</b>		
Addition	League City Patient Bed Expansion and Clinical Sup	11 2017	122,700,000
Land Acquisition	Main Campus Entry Zone Land Acquisition	9 2016	2,000,000
New Construction	Diagnostic and Treatment Building	8 2021	211,100,000
New Construction	League City Infrastructure, Parking and Land	11 2016	44,600,000
New Construction	League City Multi Purpose Building	11 2017	97,300,000
New Construction	Student Housing	11 2017	23,100,000
New Construction	UTMB Health Education Center	11 2016	90,400,000
Repair and Renovation	Behavioral Health Education and Treatment Center	11 2016	25,000,000
Repair and Renovation	Jennie Sealy Hospital Level 6 Renovation	11 2018	48,000,000
Repair and Renovation	JS Hospital Modernization II & Facade	11 2016	135,000,000
<b>The University of Texas Medical Branch at Galveston Subtotal</b>			<b>799,200,000</b>
<b>Institution:</b>	<b>The University of Texas of the Permian Basin</b>		
New Construction	Engineering Building	9 2016	52,000,000
New Construction	Kinesiology and Athletic Building	1 2017	20,250,000
<b>The University of Texas of the Permian Basin Subtotal</b>			<b>72,250,000</b>
<b>Institution:</b>	<b>The University of Texas Southwestern Medical Center at Dallas</b>		
Addition	CUH Phase II	9 2017	360,000,000
Information Resources	Epic Upgrades	9 2016	13,200,000
Information Resources	Health Info Exch - Population Health Phase 1	9 2016	2,900,000
Information Resources	Hyperion Implementation	9 2016	2,600,000
Information Resources	PeopleSoft Upgrades	9 2016	10,500,000

## Appendix A – Projects Submitted By Institution and Type

<b>Project Type</b>	<b>Project Name</b>	<b>Estimated Start Date</b>	<b>Total</b>
Land Acquisition	Purchase Area Parcels	9 2016	50,000,000
New Construction	Heavy Ion Building (Carbon Therapy)	9 2017	220,000,000
New Construction	West Campus-Phase 2 / Cancer Center	1 2021	310,000,000
Repair and Renovation	Simmons Cancer Center Renovation	9 2016	8,650,000
Repair and Renovation	Transplant Services Building Expansion	12 2016	10,700,000
Repair and Renovation	UTSW Vivarium and Infrastructure Reinvestment	9 2016	147,500,000
<b>The University of Texas Southwestern Medical Center at Dallas Subtotal</b>			<b>1,136,050,000</b>
<b>Institution:</b>	<b>The University of Texas System</b>		
Repair and Renovation	Ashbel Smith Hall Building ADA Restroom Renovation	9 2016	1,500,000
Repair and Renovation	CTJ Building Regents Plaza Waterproofing	9 2016	3,000,000
<b>The University of Texas System Subtotal</b>			<b>4,500,000</b>
<b>The University of Texas System Subtotal</b>			<b>10,935,599,715</b>
<b>Total Submitted</b>			<b>21,615,726,455</b>

## Appendix B – Planned New Space by Institution (New Construction and Additions)

<b>Institution</b>	<b>GSF</b>	<b>NASF</b>	<b>E&amp;G NASF</b>
<b>Non-System Institution</b>			
Midwestern State University	399,500	127,700	37,700
Stephen F. Austin State University	482,000	305,550	107,300
Texas Southern University	2,460,379	701,296	445,372
Texas Woman's University	326,000	188,000	88,000
<b>Non-System Institution Total</b>	<b>3,667,879</b>	<b>1,322,546</b>	<b>678,372</b>
<b>Texas A&amp;M University System</b>			
Prairie View A&M University	251,147	188,171	136,934
Tarleton State University	786,000	486,500	449,500
Texas A&M International University	319,000	204,900	176,900
Texas A&M University	1,113,761	780,990	529,721
Texas A&M University - Commerce	424,150	259,490	164,870
Texas A&M University - Corpus Christi	1,581,730	694,160	459,178
Texas A&M University - Kingsville	697,952	317,487	235,024
Texas A&M University - Texarkana	116,000	74,420	74,420
Texas A&M University at Galveston	255,000	180,400	155,750
Texas A&M University System	140,000	84,000	84,000
Texas A&M University System Health Science	735,825	421,444	416,615
Texas A&M University Transportation Institute	375,000	227,272	227,272
Texas A&M University-Central Texas	187,936	106,718	122,679
Texas A&M University-San Antonio	669,928	401,756	401,756
West Texas A&M University	560,913	396,493	140,395
<b>Texas A&amp;M University System Total</b>	<b>8,214,342</b>	<b>4,824,201</b>	<b>3,775,014</b>
<b>Texas State Technical College System</b>			
Texas State Technical College - Harlingen	100,920	15,600	15,600
Texas State Technical College - Marshall	56,000	53,600	40,000
Texas State Technical College - Waco	30,000	28,000	28,000
Texas State Technical College - West Texas	63,000	62,000	62,000
Texas State Technical College System	30,000	25,500	25,500
<b>Texas State Technical College System</b>	<b>279,920</b>	<b>184,700</b>	<b>171,100</b>

## Appendix B – Planned New Space by Institution (New Construction and Additions)

<b>Institution</b>	<b>GSF</b>	<b>NASF</b>	<b>E&amp;G NASF</b>
<b>Texas Tech University System</b>			
Angelo State University	166,860	113,666	70,992
Texas Tech University	391,000	237,800	218,300
Texas Tech University Health Sciences Center	547,800	242,320	155,230
Texas Tech University Health Sciences Center	1,487,000	1,227,500	331,108
<b>Texas Tech University System Total</b>	<b>2,592,660</b>	<b>1,821,286</b>	<b>775,630</b>
<b>The Texas State University System</b>			
Lamar Institute of Technology	60,000	0	60,000
Lamar State College - Orange	50,000	0	50,000
Lamar State College - Port Arthur	12,548	10,666	10,666
Lamar University	343,240	222,262	230,490
Sam Houston State University	20,378,454	248,397	206,600
Sul Ross State University	39,000	12,600	12,600
Texas State University - San Marcos	731,921	403,400	137,280
<b>The Texas State University System Total</b>	<b>21,615,163</b>	<b>897,325</b>	<b>707,636</b>
<b>The University of Houston System</b>			
University of Houston	2,346,920	15,400	0
University of Houston - Clear Lake	255,000	159,500	102,460
University of Houston - Downtown	570,000	199,600	114,600
University of Houston - Victoria	193,000	54,430	29,430
University of Houston System	80,000	0	0
<b>The University of Houston System Total</b>	<b>3,444,920</b>	<b>428,930</b>	<b>246,490</b>
<b>The University of North Texas System</b>			
University of North Texas	1,045,445	731,765	559,323
University of North Texas at Dallas	420,000	237,600	237,600
University of North Texas Health Science	15,000	10,500	5,000
<b>The University of North Texas System</b>	<b>1,480,445</b>	<b>979,865</b>	<b>801,923</b>

## Appendix B – Planned New Space by Institution (New Construction and Additions)

<b>Institution</b>	<b>GSF</b>	<b>NASF</b>	<b>E&amp;G NASF</b>
<b>The University of Texas System</b>			
The University of Texas - Rio Grande Valley	1,752,652	404,475	382,345
The University of Texas at Arlington	1,996,736	621,930	612,000
The University of Texas at Austin	1,990,283	899,229	611,838
The University of Texas at Dallas	3,167,000	1,768,700	1,293,500
The University of Texas at El Paso	1,477,500	895,100	560,000
The University of Texas at San Antonio	1,221,660	659,955	499,393
The University of Texas at Tyler	267,478	169,596	137,272
The University of Texas Health Science Center	587,000	352,200	352,200
The University of Texas Health Science Center	972,682	421,227	54,000
The University of Texas MD Anderson Cancer	1,970,200	1,297,130	445,000
The University of Texas Medical Branch at	1,342,665	585,575	232,128
The University of Texas of the Permian Basin	142,023	95,703	142,023
The University of Texas Southwestern Medical	935,000	572,000	28,000
<b>The University of Texas System Total</b>	<b>17,822,879</b>	<b>8,742,820</b>	<b>5,349,699</b>
<b>Report Total</b>	<b>59,118,208</b>	<b>19,201,673</b>	<b>12,505,864</b>

## Appendix C – Definitions of Funding Sources for Construction Projects

**Available University Fund (AUF)** – The Available University Fund consists of total returns on all investment assets of the Permanent University Fund (PUF).

**Auxiliary Enterprise Funds** – Proceeds from enterprises that are operated by the institution, such as parking, food service, or clinics.

**Energy Performance Contracting** – Funds available as the result of energy savings over a 15-year period. These savings are realized through implementation of energy cost-reduction measures to conserve energy and save cost.

**Federal Grants** – Monetary grants received from various agencies of the federal government.

**Gifts/Donations** – Donations or gifts received from private individuals, corporations, or other organizations.

**Higher Education Fund** – Legislative appropriations earmarked for institutions not receiving Permanent University Fund monies.

**Legislative Appropriations** – State government funds allocated by the Texas Legislature for use by various state entities and programs.

**Other** – A source of funding that does not fit within any of the other categories listed.

**Other Local Funds** – Proceeds from various sources within the institution, or monies diverted from other line items within the institution's original budget.

**Other Revenue Bonds** – Bond financing, authorized by an institution's board of regents, that can be repaid by proceeds from tuition, building use fees, or student use fees.

**Private Development Funds** – Money from private sources that is used to privately develop a facilities project.

**Permanent University Fund (PUF)** – The Permanent University Fund is a public endowment that provides financial support to most institutions in the University of Texas and Texas A&M University systems.

**Tuition Revenue Bonds** – Bonds authorized by the Texas Legislature for a specific capital improvement project, to be repaid by the institution by revenues from tuition. In past practice, the Legislature has approved reimbursement to the institutions for payments made to retire tuition revenue bonds by means of special line items as part of the general revenue appropriations.

**Unexpended Plant Funds** – Funding allocated for operation and maintenance of the physical plant, but not utilized for that purpose.



This document is available on the Texas Higher Education Coordinating Board website:  
<http://www.thecb.state.tx.us>

**For more information contact:**

Roland Gilmore, Program Director  
Strategic Planning and Funding  
Texas Higher Education Coordinating Board  
P.O. Box 12788  
Austin, TX 78711  
PHONE (512) 427-6243  
FAX (512) 427-6147  
[roland.gilmore@thecb.state.tx.us](mailto:roland.gilmore@thecb.state.tx.us)

Thomas E. Keaton  
Director  
Strategic Planning and Funding  
[thomas.keaton@thecb.state.tx.us](mailto:thomas.keaton@thecb.state.tx.us)