



Monthly Financial Report for period ending 2/28/2023

1. Operating/Programs 1

2. Federal Programs 4

3. Budget Adjustments 8

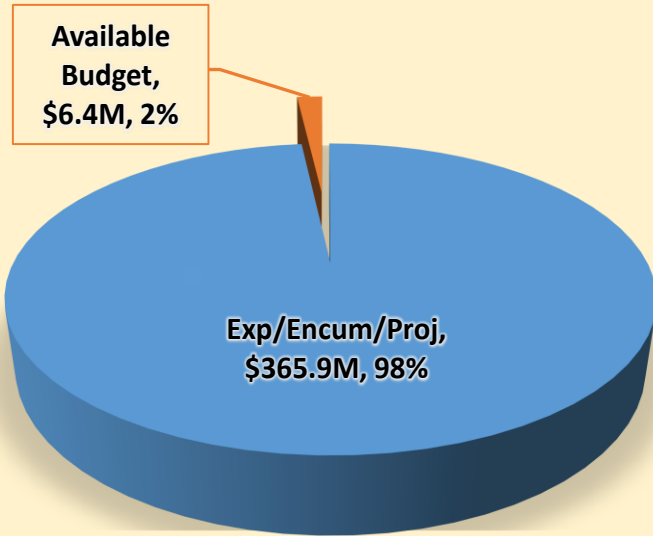
4. Cash Balance Summary..... 17

5. Loan Receivable Review 18

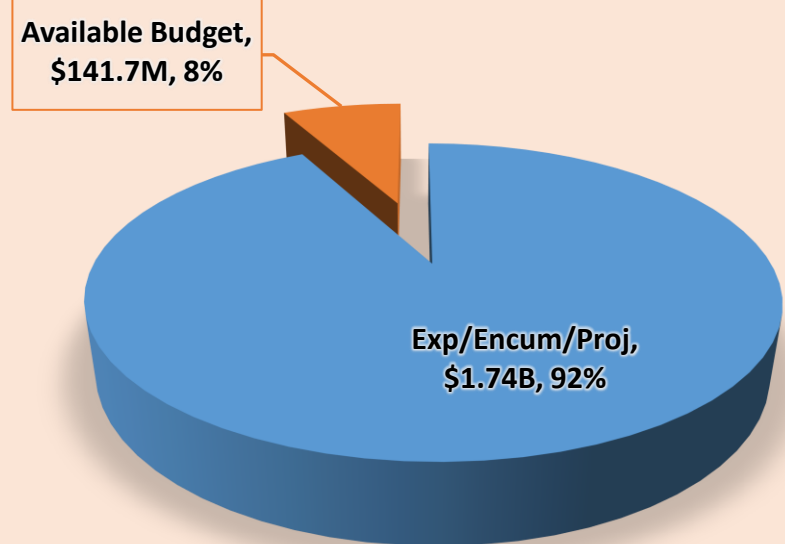
Operating and Programs Summary

Period Ending: 2/28/2023

Operating Strategy (A) Budget



Programs Strategy (B through Z) Budget



Operating and Programs Budget

Period Ending: 2/28/2023

		Original Budget	Budget Adjusts. or Reclass	Adjusted Budget	FYTD Expense	FYTD Encumb	Projected Obligations	Available Budget
A. Higher Education Support								
A.1.1	Agency Operations	\$ 23,981,475	2,554,633	26,536,108	12,680,946	13,242,814	-	612,348
A.1.2	Student Loan Programs	7,643,061	(500,000)	7,143,061	2,741,332	3,754,271	-	647,458
A.1.3	College Readiness and Success	5,720,280	1,361,644	7,081,924	3,461,218	1,344,220	-	2,276,486
A.1.4	Texas Oncourse Program	3,788,050	2,750,707	6,538,757	1,878,155	1,779,643	-	2,880,959
A.1.7	University Construction	-	325,000,000	325,000,000	325,000,000	-	-	-
Total A		\$ 41,132,866	\$ 331,166,984	372,299,850	345,761,651	20,120,948	-	\$ 6,417,251
B. Affordability and Debt								
B.1.1	Texas Grant Program	433,292,738	15,071,715	448,364,453	268,309,137	178,005,518	-	2,049,798
B.1.2	Tuition Equalization Grants	89,305,146	5,912,970	95,218,116	67,563,424	26,372,384	-	1,282,308
B.1.3	TEOG Public Community Colleges	44,236,458	4,983,084	49,219,542	25,298,369	22,943,361	-	977,812
B.1.4	TEOG Pub State/Technical Colle	3,759,692	65,593	3,825,285	2,839,082	431,369	-	554,834
B.1.5	College Work Study Program	9,169,523	2,033,400	11,202,923	8,372,814	1,075,045	-	1,755,064
B.1.6	License Plate Scholarships	247,400	15,784	263,184	54,828	97,772	-	110,584
B.1.7	Educational Aide Program	481,616	298,714	780,330	79,432	700,886	-	12
B.1.8	TX Armed Services Scholarships	3,335,000	-	3,335,000	2,953,905	-	-	381,095
B.1.9	Open Educational Resources	231,024	111,816	342,840	98,086	28,638	-	216,116
B.1.10	Student Financial Aid	55,000,000	23,856,481	78,856,481	3,716,153	75,073,191	-	67,137
Total B		\$ 639,058,597	\$ 52,349,557	\$ 691,408,154	\$ 379,285,230	\$ 304,728,164	-	\$ 7,394,760
C. Industry Workforce								
C.1.2	Bilingual Education Program	731,250	628,874	1,360,124	104,464	1,255,657	-	3
C.1.3	Educational Loan Repayment	21,889,063	1,773,109	23,662,172	23,071	19,332,119	-	4,306,982
Total C		\$ 22,620,313	\$ 2,401,983	\$ 25,022,296	\$ 127,535	\$ 20,587,776	-	\$ 4,306,985
D. Industry Workforce - Health Related								
D.1.1	Family Practice Residency	4,750,000	9,432	4,759,432	2,918,716	83,500	-	1,757,216
D.1.2	Preceptorship Program	1,425,000	392,418	1,817,418	-	1,425,000	-	392,418
D.1.3	GME Expansion	99,525,000	14,673,179	114,198,179	7,575,000	9,450,000	-	97,173,179
D.1.4	Trauma Care Program	1,957,203	2,683,956	4,641,159	-	3,187,640	-	1,453,519
D.1.6	ProfNurseShortageReductionPgm	9,440,024	52,420	9,492,444	(164,466)	-	-	9,656,910
D.1.7	Child Mental Health Care Conso	59,254,136	(53,228,637)	6,025,499	-	-	-	6,025,499
Total D		\$ 176,351,363	\$ (35,417,232)	\$ 140,934,131	\$ 10,329,250	\$ 14,146,140	-	\$ 116,458,741

Operating and Programs Budget (cont.)

Period Ending: 2/28/2023

		Original Budget	Budget Adjusts. or Reclass	Adjusted Budget	FYTD Expense	FYTD Encumb	Projected Obligations	Available Budget
E. Baylor College of Medicine								
E.1.1	Baylor Coll of Medicine - UGME	39,814,866	1,785,374	41,600,240	29,269,297	12,330,943	-	-
E.1.2	Baylor Coll of Medicine - GME	8,423,496	-	8,423,496	8,423,496	-	-	-
E.1.3	BaylorCollMedPermEndowFund	1,425,000	-	1,425,000	435,323	989,677	-	-
E.1.4	BaylorCollMedPermHealthFund	1,914,193	-	1,914,193	472,571	1,441,622	-	-
Total E		\$ 51,577,555	\$ 1,785,374	\$ 53,362,929	\$ 38,600,687	\$ 14,762,242	\$ -	\$ -
F. Tobacco Funds								
F.1.1	EARNINGS - Minority Health	1,066,551	4,335,906	5,402,457	-	-	-	5,402,457
F.1.2	EARNINGS - Nursing/Allied Heal	1,883,810	5,825,635	7,709,445	-	-	-	7,709,445
Total F		\$ 2,950,361	\$ 10,161,541	\$ 13,111,902	\$ -	\$ -	\$ -	\$ 13,111,902
G. Research and Innovation								
G.1.1	Texas Research Incentive Progr	16,625,000	-	16,625,000	16,625,000	-	-	-
G.1.2	AUTISM Program	3,705,000	113,284	3,818,284	(324,772)	3,720,225	-	422,831
Total G		\$ 20,330,000	\$ 113,284	\$ 20,443,284	\$ 16,300,228	\$ 3,720,225	\$ -	\$ 422,831
Z. Other Programs								
Z.1.1	Community Colleges	938,101,548	-	938,101,548	406,419,388	531,682,160	-	-
Total Z		\$ 938,101,548	\$ -	\$ 938,101,548	\$ 406,419,388	\$ 531,682,160	\$ -	\$ -
Total Uses Of Revenue		\$ 1,892,122,603	\$ 362,561,491	\$ 2,254,684,094	\$ 1,196,823,969	\$ 909,747,655	\$ -	\$ 148,112,470

Federal programs are reported separately on the next page.

Federal Programs Report

Period Ending: 2/28/2023

Federal Fiscal Year	CFDA	From Date	To Date	Award Amount	Expenditures	Obligated	Unobligated Balance	Revenue/ Drawdown	Cash Balance
AIR-IES RCT									
16	84.305H	2/9/2016	12/31/2022	\$677,085.00	\$659,913.24	\$0.00	\$17,171.76	\$659,913.24	\$0.00
ARPA CMHC Consortium									
22	21.027	11/8/2021	11/7/2023	\$113,082,887.00	\$112,663,885.00	\$419,000.00	\$2.00	\$112,929,554.00	\$265,669.00
ARPA Interest Revenue									
22	21.027	1/1/2022	9/30/2023	\$0.00	\$0.00	\$0.00	\$0.00	\$563,061.20	\$563,061.20
ARPA Performance Based									
22	84.305A	8/1/2021	7/31/2023	\$20,000,000.00	\$20,000,000.00	\$0.00	\$0.00	\$20,000,000.00	\$0.00
ARPA Rural Vet Grant Pg									
22	21.027	11/8/2021	11/7/2023	\$1,000,000.00	\$0.00	\$0.00	\$1,000,000.00	\$0.00	\$0.00
ARPA TX True Program									
22	21.027	11/08/2021	11/07/2023	\$15,000,000.00	\$15,000,000.00	\$0.00	\$0.00	\$15,000,000.00	\$0.00
Coreq DE Models									
22	84.305A	08/01/2021	07/31/2023	\$112,067.00	\$3,104.00	\$0.00	\$108,963.00	\$3,104.00	\$0.00
GEER Interest Revenue									
20	84.425C	01/01/2022	09/30/2023	\$0.00	\$0.00	\$0.00	\$0.00	\$551,714.54	\$551,714.54
GEERII Accel Cred P&V									
22	84.425C	01/01/2022	09/30/2023	\$0.00	\$0.00	\$0.00	\$0.00	\$0.00	\$0.00
GEERII Admin/Staffing									
22	84.425C	01/01/2022	09/30/2023	\$2,000,000.00	\$1,008,006.85	\$1,056,347.99	(\$64,354.84)	\$1,100,856.97	\$92,850.12
GEERII Advise TX									
22	84.425C	01/01/2022	09/30/2023	\$2,000,000.00	\$71,183.53	\$1,800,000.00	\$128,816.47	\$71,183.53	\$0.00
GEERII Apply TX									
22	84.425C	01/01/2022	09/30/2023	\$4,250,000.00	\$0.00	\$3,344,176.47	\$905,823.53	\$2,371,697.47	\$2,371,697.47

Federal Programs Report (cont.)

Period Ending: 2/28/2023

Federal Fiscal Year	CFDA	From Date	To Date	Award Amount	Expenditures	Obligated	Unobligated Balance	Revenue/ Draw down	Cash Balance
GEERII College Rdns									
22	84.425C	01/01/2022	09/30/2023	\$2,000,000.00	\$0.00	\$0.00	\$2,000,000.00	\$0.00	\$0.00
GEERII Comm DL Train&R									
22	84.425C	01/01/2022	09/30/2023	\$0.00	\$0.00	\$0.00	\$0.00	\$222,011.40	\$222,011.40
GEERII DCS									
22	84.425C	01/01/2022	09/30/2023	\$3,853,628.34	\$3,853,628.34	\$0.00	\$0.00	\$4,006,677.78	\$153,049.44
GEERII DCS DMI									
22	84.425C	01/01/2022	09/30/2023	\$2,850,000.00	\$2,011,520.84	\$838,479.16	\$0.00	\$3,543,664.15	\$1,532,143.31
GEERII DCS GAAP									
22	84.425C	01/01/2022	09/30/2023	\$1,150,000.00	\$30,177.66	\$1,119,822.34	\$0.00	\$1,180,177.66	\$1,150,000.00
GEERII DCS Map My Path									
22	84.425C	01/01/2022	09/30/2023	\$0.00	\$0.00	\$0.00	\$0.00	\$0.00	\$0.00
GEERII DCS MapTXFuture									
22	84.425C	01/01/2022	09/30/2023	\$1,000,000.00	\$29,230.21	\$964,678.93	\$6,090.86	\$1,001,051.27	\$971,821.06
GEERII DMI Edu & Wkfrc									
22	84.425C	01/01/2022	09/30/2023	\$12,276,653.04	\$2,522,964.14	\$8,764,291.79	\$989,397.11	\$8,114,447.61	\$5,591,483.47
GEERII Leadership Prog									
22	84.425C	01/01/2022	09/30/2023	\$10,250,000.00	\$0.00	\$0.00	\$10,250,000.00	\$0.00	\$0.00
GEERII Map My Path									
22	84.425C	01/01/2022	09/30/2023	\$3,150,000.00	\$0.00	\$2,972,948.01	\$177,051.99	\$594,393.32	\$594,393.32
GEERII My TX Future									
22	84.425C	01/01/2022	09/30/2023	\$3,303,021.00	\$197,179.88	\$110,180.04	\$2,995,661.08	\$261,758.00	\$64,578.12
GEERII Nurs Shortg Grt									
22	84.425C	01/01/2022	09/30/2023	\$3,750,000.00	\$3,740,692.52	\$0.00	\$9,307.48	\$4,400,827.98	\$660,135.46

Federal Programs Report (cont.)

Period Ending: 2/28/2023

Federal Fiscal Year	CFDA	From Date	To Date	Award Amount	Expenditures	Obligated	Unobligated Balance	Revenue/ Drawdown	Cash Balance
GEERII Nursing Innovat									
22	84.425C	01/01/2022	09/30/2023	\$7,635,030.76	\$1,673,522.00	\$4,345,465.10	\$1,616,043.66	\$1,673,522.00	\$0.00
GEERII Nursing LRP									
22	84.425C	01/01/2022	09/30/2023	\$4,000,000.00	\$1,019,684.00	\$143,650.00	\$2,836,666.00	\$1,353,668.00	\$333,984.00
GEERII Nursing OER									
22	84.425C	01/01/2022	09/30/2023	\$2,700,000.00	\$0.00	\$2,700,000.00	\$0.00	\$2,700,000.00	\$2,700,000.00
GEERII Progress Cred D									
22	84.425C	01/01/2022	09/30/2023	\$0.00	\$0.00	\$0.00	\$0.00	\$0.00	\$0.00
GEERII Research/EDA									
22	84.425C	01/01/2022	09/30/2023	\$199,999.86	\$0.00	\$0.00	\$199,999.86	\$0.00	\$0.00
GEERII SSI Accel&Scale									
22	84.425C	01/01/2022	09/30/2023	\$17,516,667.00	\$5,863,631.00	\$10,583,077.41	\$1,069,958.59	\$11,905,883.92	\$6,042,252.92
GEERII Shared Serv Ctr									
22	84.425C	01/01/2022	09/30/2023	\$3,015,000.00	\$0.00	\$515,000.00	\$2,500,000.00	\$515,000.00	\$515,000.00
GEERII Transfer Grants									
22	84.425C	01/01/2022	09/30/2023	\$6,431,197.00	\$1,539,674.20	\$3,199,606.78	\$1,691,916.02	\$4,038,297.98	\$2,498,623.78
Perkins Admin									
23	84.048A	09/01/2022	09/30/2023	\$1,847,173.00	\$426,019.99	\$392,135.45	\$1,029,017.56	\$271,571.33	(\$154,448.66)
Perkins Nontraditional Leadership									
23	84.048A	09/01/2022	09/30/2023	\$45,000.00	\$4,760.00	\$40,240.00	\$0.00	\$4,760.00	\$0.00
Perkins-Formula									
23	84.048A	09/01/2022	09/30/2023	\$31,401,950.00	\$6,371,506.87	\$25,447,231.26	(\$416,788.13)	\$6,306,905.87	(\$64,601.00)

Federal Programs Report (cont.)

Period Ending: 2/28/2023

Federal Fiscal Year	CFDA	From Date	To Date	Award Amount	Expenditures	Obligated	Unobligated Balance	Revenue/ Draw down	Cash Balance
Perkins-Leadership (2 Years)									
23	84.048A	09/01/2022	09/30/2024	\$3,649,347.00	\$75,137.00	\$3,097,741.00	\$476,469.00	\$75,132.00	(\$5.00)
22	84.048A	09/01/2021	09/30/2023	\$1,758,374.00	\$471,002.39	\$288,152.00	\$999,219.61	\$449,977.39	(\$21,025.00)
SLDS ERC Upgrades									
21	84.372A	03/01/2021	02/28/2024	\$375,000.00	\$0.00	\$0.00	\$375,000.00	\$0.00	\$0.00
Total				\$282,280,080.00	\$179,236,423.66	\$72,142,223.73	\$30,901,432.61	\$205,870,812.61	\$26,634,388.95

Agency Budget Year-to-Date Budget Adjustments 1 As of 2/28/2023

Strategy	Budget Adjustments By Strategy	PCA Code	Transaction Description	Increase	Decrease
Agency Operations					
A.1.1	Acquisition IT Infrastructure	37002	BU02_UB VARIOUS PGMS AY22 TO 23	340,639.00	
	Agency Operations	38003	BU03 - Store Val, Perkins, Fam Pract, TX Grnts		(53,833.00)
			BU05 Workforce Init; Agy Ops; Autism; GEER II BDGT Chgs	1,034,250.00	
			BU05 Workforce Init; Agy Ops; Autism; GEER II BDGT Chgs	492,500.00	
			BU05 Workforce Init; Agy Ops; Autism; GEER II BDGT Chgs	541,750.00	
			BU03 - Store Val, Perkins, Fam Pract, TX Grnts		(911.00)
			BU05 Workforce Init; Agy Ops; Autism; GEER II BDGT Chgs	15,750.00	
			BU05 Workforce Init; Agy Ops; Autism; GEER II BDGT Chgs	7,500.00	
			BU05 Workforce Init; Agy Ops; Autism; GEER II BDGT Chgs	8,250.00	
			BU05 Workforce Init; Agy Ops; Autism; GEER II BDGT Chgs		
	CCA-DE MATH	13831	BU_02_INCRS & ESTABSH BDGTs PER CASH UB	12,734.00	
	Cybersecurity Initiatives	37007	BU02_UB VARIOUS PGMS AY22 TO 23	2,430.00	
	Data Center Services (DCS)	13960	BU02_UB VARIOUS PGMS AY22 TO 23	5,129.00	
	EDA Salary Match	38013	BU03 - Store Val, Perkins, Fam Pract, TX Grnts	53,833.00	
			BU03 - Store Val, Perkins, Fam Pract, TX Grnts	911.00	
	GEER Legacy DCS 84.425C	32526	GEER I ADJUSTMENTS	113,924.00	
	GEERII DCS 84.425C	32542	INCRS GEER II and ARPA BDGT	786,386.00	
			BU04 BDGT AJD SHEEO, APPLY TX, GEER II		(786,386.00)
	GEERII DCS DMI 84.425C	32559	INCRS GEER II and ARPA BDGT	2,282,486.00	
			Align AY22 & AY23 GEER II and ARPA Budgets	567,514.00	
	GEERII DCS GAAP 84.425C	32560	INCRS GEER II and ARPA BDGT	1,150,000.00	
	GEERII DCS Map My Path 84.425C	32557	INCRS GEER II and ARPA BDGT	400,000.00	
			GEER II ADJSTMNT/TRNSFR: 32557 to 32558 AMT \$400K		(400,000.00)
	GEERII DCS MapTXFuture 84.425C	32558	INCRS GEER II and ARPA BDGT	580,851.00	
			Align AY22 & AY23 GEER II and ARPA Budgets	19,149.00	
			GEER II ADJSTMNT/TRNSFR: 32557 to 32558 AMT \$400K	400,000.00	
	SHEEO FA Learning	46004	BU04 BDGT AJD SHEEO, APPLY TX, GEER II	3,701.00	
			BU04 BDGT AJD SHEEO, APPLY TX, GEER II	15,000.00	
	Workforce Innovation	38014	BU05 Workforce Init; Agy Ops; Autism; GEER II BDGT Chgs	73,875.00	
			BU05 Workforce Init; Agy Ops; Autism; GEER II BDGT Chgs	1,125.00	
				7,668,557.00	

Agency Budget

Year-to-Date Budget Adjustments 2 (continued)

As of 2/28/2023

Strategy	Budget Adjustments By Strategy	PCA Code	Transaction Description	Increase	Decrease
Student Loan Programs					
A.1.2	Student Loan Administration	13818	BU05 Workforce Init; Agy Ops; Autism; GEER II BDGT Chgs		(492,500.00)
			BU05 Workforce Init; Agy Ops; Autism; GEER II BDGT Chgs		(7,500.00)
					(500,000.00)
College Readiness and Success					
A.1.3	Advise TX	30003	BU02_UB VARIOUS PGMS AY22 TO 23		
	ApplyTexas	40018	BU04 BDGT AJD SHEEO, APPLY TX, GEER II	289,000.00	
	Developmental Ed Prog	30004	BU02_UB VARIOUS PGMS AY22 TO 23	772,457.00	
	Student Success	30006	BU05 Workforce Init; Agy Ops; Autism; GEER II BDGT Chgs		(541,750.00)
			BU05 Workforce Init; Agy Ops; Autism; GEER II BDGT Chgs		(8,250.00)
			BU02_UB VARIOUS PGMS AY22 TO 23	321,538.00	
	TASFA Development	40106	BU_02_INCRS & ESTABSH BDGTs PER CASH UB	222,383.00	
	University of Virginia Texting	40101	BU_02_INCRS & ESTABSH BDGTs PER CASH UB	43,042.00	
	Virtual Advising CAC	40104	BU_02_INCRS & ESTABSH BDGTs PER CASH UB	263,225.00	
				1,361,644.00	
Texas Oncourse Program					
A.1.4	OnCourse Initiative	40105	BU02_UB VARIOUS PGMS AY22 TO 23	258,485.00	
			BU_02_INCRS & ESTABSH BDGTs PER CASH UB	2,492,221.00	
			BU05 Workforce Init; Agy Ops; Autism; GEER II BDGT Chgs		
				2,750,707.00	
True Program					
A.1.6	ARPA TX True Program 21.027	32551	INCRS GEER II and ARPA BDGT	7,475,000.00	
			Align AY22 & AY23 GEER II and ARPA Budgets		(7,475,000.00)
University Construction					
A.1.7	University Construction GR	34017	UB to AY23 for Univ Const_Wk Stdy	325,000,000.00	
				325,000,000.00	
Texas Grant Program					
B.1. 1	TEXAS Grant Program	13099	BU_02_INCRS & ESTABSH BDGTs PER CASH UB	10,648.00	
			BU02_UB VARIOUS PGMS AY22 TO 23	14,989,457.00	
			BU03 - Store Val, Perkins, Fam Pract, TX Grnts	71,610.00	
				15,071,715.00	
Tuition Equalization Grants					
B.1. 2	Tuition Equalization Grants	06105	BU02_UB VARIOUS PGMS AY22 TO 23	5,912,970.00	
				5,912,970.00	

Agency Budget

Year-to-Date Budget Adjustments 3 (continued)

As of 2/28/2023

Strategy	Budget Adjustments By Strategy	PCA Code	Transaction Description	Increase	Decrease
TEOG Public Community Colleges					
B.1. 3	TEOG Pub Community Colleges	36002	BU02_UB VARIOUS PGMS AY22 TO 23	3,568,956.00	
			BU03 - TEOG UB	1,414,128.00	
				4,983,084.00	
TEOG Pub State/Techincal Colle					
B.1. 4	TEOG Pub State/Tech Colleges	36003	BU02_UB VARIOUS PGMS AY22 TO 23	65,593.00	
				65,593.00	
College Work Study Program					
B.1. 5	College Work Study Program	22339	UB to AY23 for Univ Const_Wk Stdy	629,994.00	
			Various SFAP UBs AY23	2,534.00	
	Texas WORKS	30007	BU01-UB AY22 to 23 TCMHCC & Baylor UGME	590,260.00	
			BU01-INCRS BDGT TFTLRP_BDGT XFR MNTRSHIP TO TXWKS	810,612.00	
	Work Study Mentorship Program	22349	BU01-UB AY22 to 23 TCMHCC & Baylor UGME	810,612.00	
			BU01-INCRS BDGT TFTLRP_BDGT XFR MNTRSHIP TO TXWKS		(810,612.00)
				2,033,400.00	
License Plate Scholarships					
B.1. 6	Abilene Christian Univ LP	66027	BU_02_INCRS & ESTABSH BDGTs PER CASH UB	407.00	
	Austin College PLT	66016	BU02_UB VARIOUS PGMS AY22 TO 23	152.00	
	Baylor Bear Crossover LP	66026	BU02_UB VARIOUS PGMS AY22 TO 23	1,540.00	
	Baylor University PLT	66014	BU02_UB VARIOUS PGMS AY22 TO 23	791.00	
	Boy Scout License Plates	66008	BU02_UB VARIOUS PGMS AY22 TO 23	644.00	
	College for Texans L Plates	66002	BU02_UB VARIOUS PGMS AY22 TO 23	22.00	
	Collegiate Crossover Lic Plate	66004	BU02_UB VARIOUS PGMS AY22 TO 23	4,904.00	
	Cotton Boll License Plates	66006	BU02_UB VARIOUS PGMS AY22 TO 23	1,213.00	
	Girl Scout License Plates	66007	BU02_UB VARIOUS PGMS AY22 TO 23	110.00	
	Houston CC License Plate	66025	BU02_UB VARIOUS PGMS AY22 TO 23	22.00	
	Houston Rodeo License Plates	66005	BU02_UB VARIOUS PGMS AY22 TO 23	351.00	
	Lubbock Christian Univ PLT	66020	BU02_UB VARIOUS PGMS AY22 TO 23	66.00	
	MADD License Plate	66011	BU02_UB VARIOUS PGMS AY22 TO 23	88.00	
	Omega Psi Phi License Plates	66013	BU02_UB VARIOUS PGMS AY22 TO 23	1,246.00	
	Rice University PLT	66017	BU02_UB VARIOUS PGMS AY22 TO 23	743.00	
	SMU Royalty License Plate	66012	BU02_UB VARIOUS PGMS AY22 TO 23	2,064.00	
	Southern Methodist Univ PLT	66018	BU02_UB VARIOUS PGMS AY22 TO 23	191.00	
	Southwestern University PLT	66022	BU02_UB VARIOUS PGMS AY22 TO 23	209.00	
	St. Mary's University PLT	66021	BU02_UB VARIOUS PGMS AY22 TO 23	213.00	
	TX Water Works License Plate	66001	BU02_UB VARIOUS PGMS AY22 TO 23	338.00	
	Texas Christian Univ PLT	66019	BU02_UB VARIOUS PGMS AY22 TO 23	132.00	
	Univ of Mary Hardin Baylor PLT	66015	BU02_UB VARIOUS PGMS AY22 TO 23	151.00	
	University of St. Thomas PLT	66023	BU02_UB VARIOUS PGMS AY22 TO 23	187.00	
				15,784.00	

Agency Budget Year-to-Date Budget Adjustments 4 (continued) As of 2/28/2023

Strategy	Budget Adjustments By Strategy	PCA Code	Transaction Description	Increase	Decrease
Educational Aide Program					
B.1. 7	Educational Aide Program	36010	BU02_UB VARIOUS PGMS AY22 TO 23	26.00	
			Various SFAP UBs AY23	298,688.00	
				298,714.00	
Open Educational Resources					
B.1. 9	Open Educational Resources	32018	BU02_UB VARIOUS PGMS AY22 TO 23	111,816.00	
				111,816.00	
Student Financial Aid					
B.1.10	TEG B.1.10	36030	Various SFAP UBs AY23	3,640,981.00	
	TEOG Comm Colleges B.1.10	36031	BU02_UB VARIOUS PGMS AY22 TO 23	240,550.00	
			Various SFAP UBs AY23	1,175,146.00	
	TEOG Public Colleges B.1.10	36032	Various SFAP UBs AY23	300,144.00	
	Texas Grants B.1.10	36029	BU02_UB VARIOUS PGMS AY22 TO 23	4.00	
Various SFAP UBs AY23			18,499,656.00		
				23,856,481.00	
Career/Technical EDU PGMS					
C.1.1	Coreq DE Models 84.305A	54008	BU_02_INCRS & ESTABSH BDGTs PER CASH UB	9,519.00	
	GEER AdvisingResources 84.425C	32520	GEER I ADJUSTMENTS	54,471.00	
	GEER Com Col Cst Anlys 84.425C	32515	GEER I BDGT ADJSMT	39.00	
	GEER Completion Grants 84.425C	32516	GEER BUDGET ADJSTMNT FOR AY23 PAYROLL	5,820.00	
			GEER I BDGT ADJSMT	356.00	
			GEER I_DECRS AY22 & INCRS AY23 BDGTS	50,000.00	
			UB GEER FUNDS AY22 to AY23	50,000.00	
			GEER I ADJUSTMENTS	16,700.00	
	GEER Credit's Repost 84.425C	32514	GEER I_DECRS AY22 & INCRS AY23 BDGTS	47,680.00	
			GEER BDGT ADJSTMNTS / UB PCAs 32514 and 32524	25,000.00	
			UB GEER FUNDS AY22 to AY23	150,000.00	
			AY22 DECRS & AY23 INCRS FOR PCA:32514 & 32538	150,000.00	
	GEER Data Infrastruct 84.425C	32508	GEER ADJ_AY22 DECRS & 23 INCRS_32514 & 32522	500,000.00	
			GEER BUDGET ADJSTMNT FOR AY23 PAYROLL	12,839.00	
			GEER I BDGT ADJSMT	19,672.00	
GEER I ADJUST_AY22 DECRS & AY22 & 23 INCRS			1,303,267.00		
GEER I ADJUSTMENTS			63,000.00		
				89,628.00	

Agency Budget Year-to-Date Budget Adjustments 5 (continued) As of 2/28/2023

Strategy	Budget Adjustments By Strategy	PCA Code	Transaction Description	Increase	Decrease
Career/Technical EDU PGMS					
	GEER GradTX 2.0 Expans 84.425C	32524	GEER I_DECRS AY22 & INCRS AY23 BDGTS	150,000.00	
			GEER BDGT ADJSTMNTS / UB PCAs 32514 and 32524	50,000.00	
			GEER I ADJST_AY22 DECRS & AY23 INCRS	45,000.00	
			GEER I & II ADJST_AY22 DECRS & AY23 INCRS	29,050.00	
			GEER LearningAnalytics 84.425C	45,602.00	
			GEER ADJ_AY22 DECRS & 23 INCRS_32514 & 32522	424,500.00	
	GEER Legacy Mod Secure 84.425C	32525	GEER I ADJST_AY22 DECRS & AY23 INCRS	378,898.00	
			GEER I BDGT ADJSMT	4,101.00	
			GEER I ADJST_AY22 DECRS & AY22 & 23 INCRS	22,100.00	
	GEER Online Learning 84.425C	32507	GEER BUDGET ADJSTMNT FOR AY23 PAYROLL	10,996.00	
			GEER I BDGT ADJSMT	14,286.00	
			GEER I_DECRS AY22 & INCRS AY23 BDGTS	36,974.00	
			GEER I & II ADJST_AY22 DECRS & AY23 INCRS	1,050,000.00	
			GEER I ADJUSTMENTS	4,358,900.00	
			GEER I ADJUSTMENTS	10,000.00	
			GEER Stud Success Invt 84.425C	289,316.00	
	GEER Student Engagem't 84.425C	32521	GEER I_DECRS AY22 & INCRS AY23 BDGTS	25,720.00	
			GEER I ADJUSTMENTS	1,176,014.00	
	GEER TX Lead Schlr Prg 84.425C	32517	GEER BUDGET ADJSTMNT FOR AY23 PAYROLL	9,624,000.00	
			GEER BUDGET ADJSTMNT FOR AY23 PAYROLL	765,702.00	
			GEER TX Leadership Funds AY23	381,216.00	
	GEER Top 10% Survey 84.425C	32523	GEER I ADJST_AY22 DECRS & AY22 & 23 INCRS	65,000.00	
	GEER Transfer Grants 84.425C	32518	GEER I ADJST_AY22 DECRS & AY22 & 23 INCRS	448,601.00	
			GEER I ADJUSTMENTS	160,000.00	
	GEER True Instit Cap 84.425C	32511	GEER I ADJST_AY23 INCRS PCA 32511	1,700,000.00	
			BUDGET ADJ BETWEEN AYs	666,667.00	
			GEER I ADJUSTMENTS	3,408,211.00	
			BUDGET ADJ BETWEEN AYs	250,000.00	
	GEER Upskill & Reskill 84.425C	32506	GEER BUDGET ADJSTMNT FOR AY23 PAYROLL	5,490.00	
			GEER I BDGT ADJSMT	6,854.00	
			GEER I ADJST_AY22 DECRS & AY22 & 23 INCRS	333,334.00	
			GEER I ADJST_AY22 DECRS & AY23 INCRS	333,333.00	
			BUDGET ADJ BETWEEN AYs	666,667.00	

Agency Budget Year-to-Date Budget Adjustments 6 (continued) As of 2/28/2023

Strategy	Budget Adjustments By Strategy	PCA Code	Transaction Description	Increase	Decrease
Career/Technical EDU PGMS					
	GEER Work Based Learn 84.425C	32513	GEER I BDGT ADJSMT	629.00	
			GEER I_DECRS AY22 & INCRS AY23 BDGTS	11,219.00	
			GEER I ADJUSTMENTS	203,365.00	
	GEERII Admin/Staffing 84.425C	32538	GEER BUDGET ADJSTMNT FOR AY23 PAYROLL	80,348.00	
			AY22 DECRS & AY23 INCRS FOR PCA:32514 & 32538	5,371.00	
			GEER I & II ADJST_AY22 DECRS & AY23 INCRS	151,630.00	
			Align AY22 & AY23 GEER II and ARPA Budgets	179,409.00	
			INCRS GEER II and ARPA BDGT	1,421,408.00	
	GEERII Advise TX 84.425C	32540	INCRS GEER II and ARPA BDGT	3,200,000.00	
			BU05 Workforce Init; Agy Ops; Autism; GEER II BDGT Chgs		(1,200,000.00)
	GEERII Apply TX 84.425C	32541	INCRS GEER II and ARPA BDGT	2,500,000.00	
			GEER II AY23 BDGT Adj	1,750,000.00	
	GEERII College Rdns 84.425C	32561	BU04 BDGT AJD SHEEO, APPLY TX, GEER II	2,000,000.00	
	GEERII DMI Edu & Wkfrc 84.425C	32545	BU05 Workforce Init; Agy Ops; Autism; GEER II BDGT Chgs	1,000,000.00	
			GEER I ADJST_AY22 DECRS & AY23 INCRS	19,320.00	
			INCRS GEER II and ARPA BDGT	10,972,408.00	
			Align AY22 & AY23 GEER II and ARPA Budgets	282,166.00	
	GEERII Leadership Prog 84.425C	32544	INCRS GEER II and ARPA BDGT	11,500,000.00	
			GEER II AY23 BDGT Adj		(1,000,000.00)
			BU05 Workforce Init; Agy Ops; Autism; GEER II BDGT Chgs		(250,000.00)
	GEERII Map My Path 84.425C	32539	INCRS GEER II and ARPA BDGT	3,150,000.00	
	GEERII My TX Future 84.425C	32547	BU05 Workforce Init; Agy Ops; Autism; GEER II BDGT Chgs	1,403,021.00	
			INCRS GEER II and ARPA BDGT	1,733,757.00	
			Align AY22 & AY23 GEER II and ARPA Budgets	166,243.00	
	GEERII Nurs Shortg Grt 84.425C	32534	INCRS GEER II and ARPA BDGT	4,000,000.00	
			GEER II AY23 BDGT Adj		(250,000.00)
	GEERII Nursing Innovat 84.425C	32531	INCRS GEER II and ARPA BDGT	8,516,666.00	
			BU04 BDGT AJD SHEEO, APPLY TX, GEER II		(881,635.00)
	GEERII Nursing LRP 84.425C	32530	INCRS GEER II and ARPA BDGT	3,963,250.00	
			GEER II ADJST_AY23 DECRS & AY22 INCRS PCA:32530		(215,400.00)
			CORR AY22 & AY23 Budgets for GEER II PCA 32530 TX Nursing		(1,101,970.00)
			Align AY22 & AY23 GEER II and ARPA Budgets	434,162.00	
	GEERII Nursing OER 84.425C	32532	INCRS GEER II and ARPA BDGT	2,700,000.00	

Agency Budget

Year-to-Date Budget Adjustments 7 (continued)

As of 2/28/2023

Strategy	Budget Adjustments By Strategy	PCA Code	Transaction Description	Increase	Decrease
Career/Technical EDU PGMS					
	GEERII Progress Cred D 84.425C	32535	INCRS GEER II and ARPA BDGT	17,516,667.00	
			Align AY22 & AY23 GEER II and ARPA Budgets		(17,516,667.00)
	GEERII Research/EDA 84.425C	32555	INCRS GEER II and ARPA BDGT	1,500,000.00	
			GEER II AY23 BDGT Adj		(500,000.00)
			BU04 BDGT AJD SHEEO, APPLY TX, GEER II		(331,979.00)
			BU05 Workforce Init; Agy Ops; Autism; GEER II BDGT Chgs		(468,021.00)
	GEERII SSI Accel&Scale 84.425C	32536	Align AY22 & AY23 GEER II and ARPA Budgets	17,516,667.00	
	GEERII Shared Serv Ctr 84.425C	32556	BU05 Workforce Init; Agy Ops; Autism; GEER II BDGT Chgs		(485,000.00)
			INCRS GEER II and ARPA BDGT	3,500,000.00	
	GEERII Transfer Grants 84.425C	32543	INCRS GEER II and ARPA BDGT	5,451,972.00	
			Align AY22 & AY23 GEER II and ARPA Budgets	594,225.00	
	Perkins Admin 84.048	52001	BU03 - Store Val, Perkins, Fam Pract, TX Grnts	108,440.00	
			BU03 - Store Val, Perkins, Fam Pract, TX Grnts	29.00	
			BU03 - Store Val, Perkins, Fam Pract, TX Grnts	9,317.00	
			BU03 - Store Val, Perkins, Fam Pract, TX Grnts	15,800.00	
			BU03 - Store Val, Perkins, Fam Pract, TX Grnts	4,293.00	
			BU03 - Store Val, Perkins, Fam Pract, TX Grnts	154,175.00	
	Perkins Formula-84.048	52003	BU03 - Store Val, Perkins, Fam Pract, TX Grnts	1,127,087.00	
	Perkins Leadership 2-Yr 84.048	52005	BU03 - Store Val, Perkins, Fam Pract, TX Grnts	1,890,973.00	
				116,017,865.00	
Bilingual Education Program					
C.1.2	Bilingual Education Program	36009	BU02_UB VARIOUS PGMS AY22 TO 23	62,072.00	
			Various SFAP UBs AY23	566,802.00	
				628,874.00	
Educational Loan Repayment					
C.1.3	ARPA Rural Vet Grant Pg 21.027	32553	BU02_UB VARIOUS PGMS AY22 TO 23	1,000,000.00	
	Math and Science LRP GR	36004	BU02_UB VARIOUS PGMS AY22 TO 23	955,313.00	
	Nursing Faculty LRP - Fd 0001	36025	BU02_UB VARIOUS PGMS AY22 TO 23	485,275.00	
			RVS B300170M UBs Ay22-23 Nursing Faculty LRP		(277,618.00)
			Various SFAP UBs AY23		(277,618.00)
	Peace Officer LRP	36028	BU02_UB VARIOUS PGMS AY22 TO 23	887,757.00	
				2,773,109.00	

Agency Budget

Year-to-Date Budget Adjustments 8 (continued)

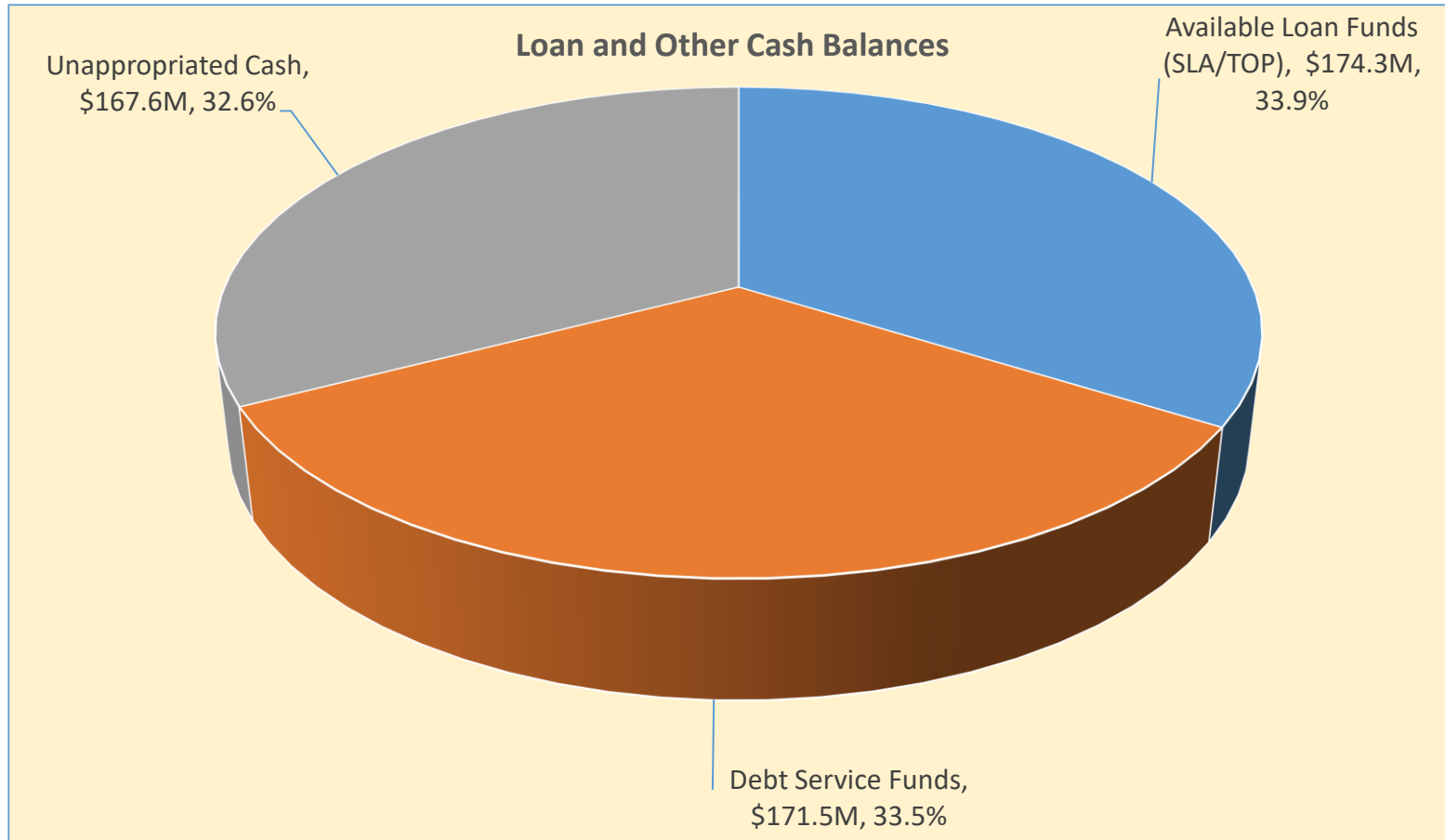
As of 2/28/2023

Strategy	Budget Adjustments By Strategy	PCA Code	Transaction Description	Increase	Decrease
Family Practice Residency					
D.1. 1	FP-Rural & Pub Health Rotation	08794	BU02_UB VARIOUS PGMS AY22 TO 23	7,500.00	
			BU03 - Store Val, Perkins, Fam Pract, TX Grnts	72,043.00	
	Family Practice Residency	08793	BU02_UB VARIOUS PGMS AY22 TO 23	1,932.00	
			BU03 - Store Val, Perkins, Fam Pract, TX Grnts		(72,043.00)
				9,432.00	
Preceptorship Program					
D.1. 2	FP Statewide Preceptorship	23030	BU02_UB VARIOUS PGMS AY22 TO 23	46,166.00	
			Preceptorship Correction B300170M		(5,000.00)
	IM Statewide Preceptorship Prg	23130	BU02_UB VARIOUS PGMS AY22 TO 23	253,819.00	
	Peds Statewide Preceptorship	23230	BU02_UB VARIOUS PGMS AY22 TO 23	97,434.00	
				392,418.00	
GME Expansion					
D.1. 3	GME Expansion	32013	BU02_UB VARIOUS PGMS AY22 TO 23	13,977,814.00	
			BU02_UB CORRECTION TO GME		(374,579.00)
	GME Planning Grants	32014	BU02_UB VARIOUS PGMS AY22 TO 23	613,924.00	
	GME Unfilled Positions	32011	BU02_UB VARIOUS PGMS AY22 TO 23	456,020.00	
				14,673,179.00	
Trauma Care Program					
D.1. 4	Trauma Care Program	62001	BU02_UB VARIOUS PGMS AY22 TO 23	1,957,203.00	
			Partial Rvrs of UB		726,753.00
				2,683,956.00	
ProfNurseShortageReductionPgm					
D.1. 6	Prof Nurs Shrtg Reduc	34009	BU02_UB VARIOUS PGMS AY22 TO 23	52,420.00	
				52,420.00	
Child Mental Health Care Conso					
D.1. 7	ARPA CMHC Consortium 21.027	32554	INCRS GEER II and ARPA BDGT	107,704,875.00	
			BU01-UB AY22 to 23 TCMHCC & Baylor UGME	719,760.00	
	CMHC Consortium	32023	FY23 Appn Trnsfrs-Implementation for TCMHCC		(53,948,397.00)
			BU01-UB AY22 to 23 TCMHCC & Baylor UGME	5,800,000.00	
Mental Health Telemedicine BEO	32024	FY23 Appn Trnsfrs-Implementation for TCMHCC		(5,800,000.00)	
				54,476,238.00	

Agency Budget
Year-to-Date Budget Adjustments 9 (continued)
As of 2/28/2023

Strategy	Budget Adjustments By Strategy	PCA Code	Transaction Description	Increase	Decrease
Baylor Coll of Medicine - UGME					
E.1.1	Baylor COM Undergrad Med Educ	06108	BU01-UB AY22 to 23 TCMHCC & Baylor UGME	1,785,374.00	
				1,785,374.00	
EARNINGS - Minority Health					
F.1.1	Minority Health Research/Edu	13067	BU_02_INCRS & ESTABSH BDGTs PER CASH UB	26,460.00	
			BU02_UB VARIOUS PGMS AY22 TO 23	4,309,446.00	
				4,335,906.00	
EARNINGS - Nursing/Allied Heal					
F.1.2	Nursing & Allied Health	13068	BU02_UB VARIOUS PGMS AY22 TO 23	36,906.00	
			BU02_UB VARIOUS PGMS AY22 TO 23	5,788,728.00	
				5,825,635.00	
AUTISM Program					
G.1.2	Autism-BCBA Training	32007	BU02_UB VARIOUS PGMS AY22 TO 23	36,343.00	
			BU05 Workforce Init; Agy Ops; Autism; GEER II BDGT Chgs		(285,885.00)
	Autism-Parent Dir Trmt	32006	BU02_UB VARIOUS PGMS AY22 TO 23	72,165.00	
			BU05 Workforce Init; Agy Ops; Autism; GEER II BDGT Chgs		(382,774.00)
	Autism-Research, Dev, & Eval	32008	BU02_UB VARIOUS PGMS AY22 TO 23	4,776.00	
			BU05 Workforce Init; Agy Ops; Autism; GEER II BDGT Chgs	668,659.00	
				113,284.00	
Total Budget Adjustments				592,398,155.00	

Cash Balance Summary Period Ending: 2/28/2023



Cash balances not related to grant programs

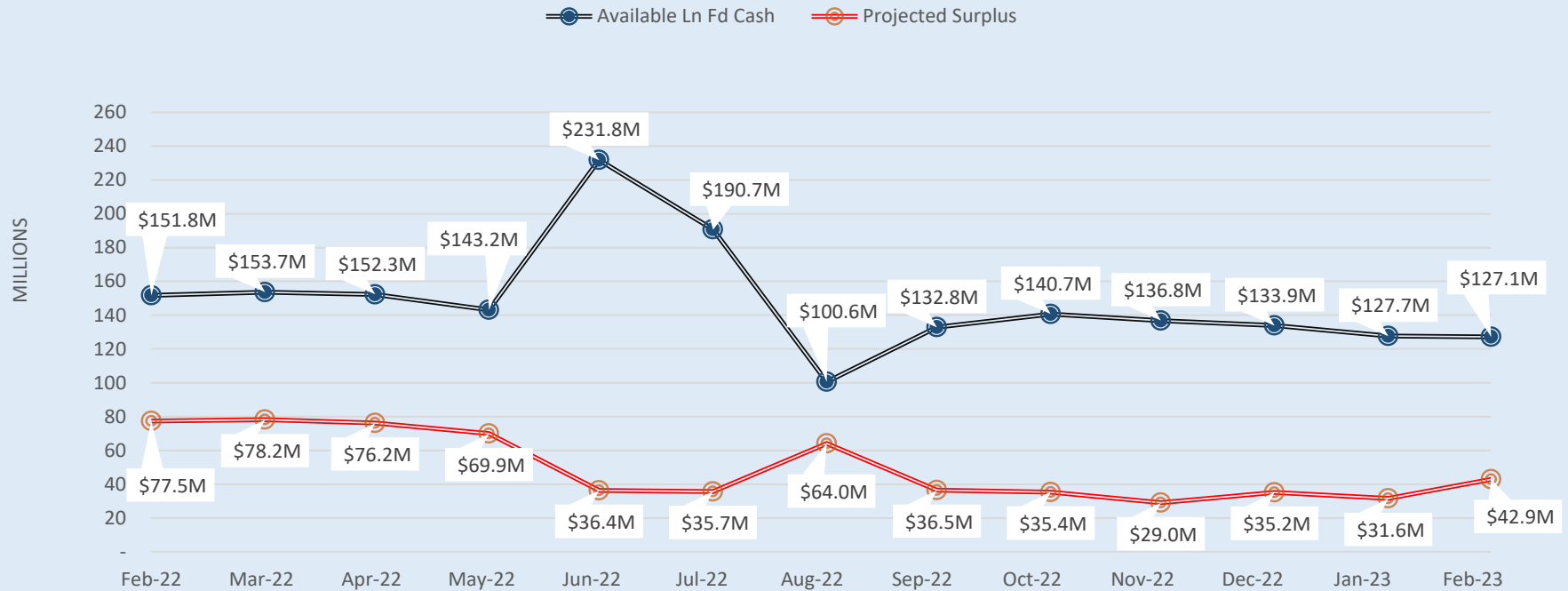
Loan Receivables Review
Period Ending: 2/28/2023

Monthly Loan Activity	Principal	Interest	Fees	TOTAL
Beginning Balances - 2/01/2023	\$ 1,633,713,228	\$ 225,061,216	\$ 26,029,042	\$ 1,884,803,486
Loan Disbursements	3,311,263	-	-	3,311,263
Loan Repayments	(7,773,446)	(5,246,616)	(96,634)	(13,116,696)
Loans Forgiven	(97,657)	-	-	(97,657)
Write off - Uncollectible	323	(181,751)	890	(180,539)
Judgments Assessed	141,140	(139,269)	(874)	996
Interest And Fee Accruals	-	5,938,752	97,706	6,036,458
Other Loan Adjustments	(12,872)	(1,905)	-	(14,777)
Total Changes	(4,431,248)	369,210	1,086	(4,060,952)
Ending Balances - 2/28/2023	\$ 1,629,281,979	\$ 225,430,426	\$ 26,030,128	\$ 1,880,742,534

Note: Loan balances are made up of predominantly Hinson-Hazlewood Loans. Other loan types include the B-On-Time, Texas Armed Services Scholarship, and Teach for Texas programs.

Loan Cash and Debt Review Period Ending: 2/28/2023

Available Cash for Future Loans and Debt Service Surplus



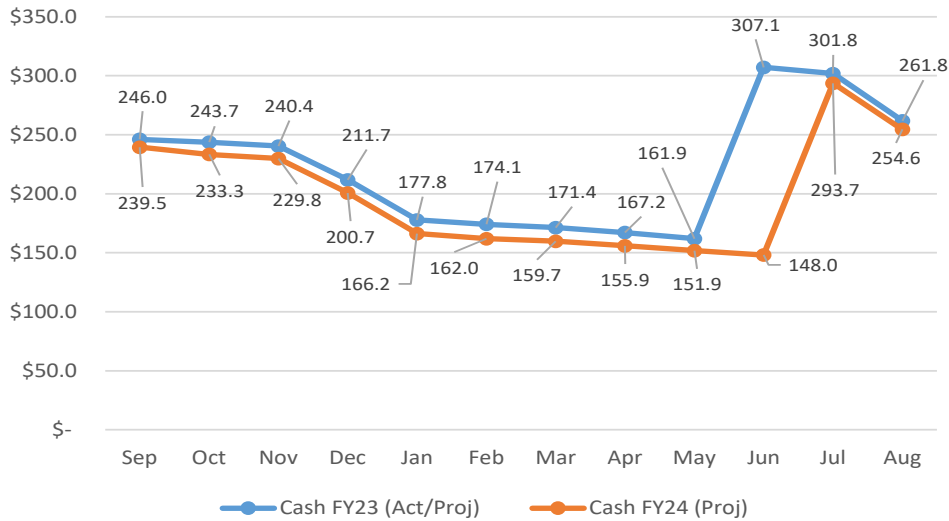
Loan Fund/Cash Flow	
Loan Fund Cash Balance (SLA/TOP)	\$ 174,321,062
Less: Indirect Admin Draws Remaining	\$ (13,491,781)
Less: Loan Fund Reserve	\$ (30,000,000)
Less: * Scheduled Loan Disbursements	\$ (3,704,666)
Available Cash for Future Loans	\$ 127,124,615

*Net unposted disbursements and certified Loans

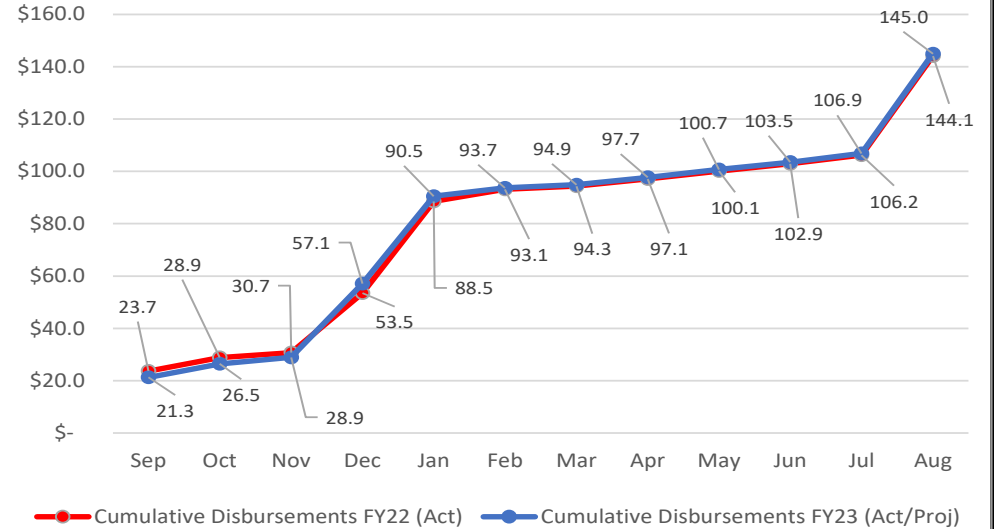
Debt Service Cash Flow	
Debt Service Fund Balance	\$ 171,542,254
Add: FY23 Proj Loan Repayments	\$ 85,740,637
Less: FY23 Pending Debt Payments	\$ (92,412,575)
Fund Excess/(Deficit)	\$ 164,870,316
Less: FY24 Debt Service Payments	\$ (121,987,775)
Over/(Under) Reserve Y/E 2023	\$ 42,882,541

Loan Forecasting and Trending Period Ending: 2/28/2023

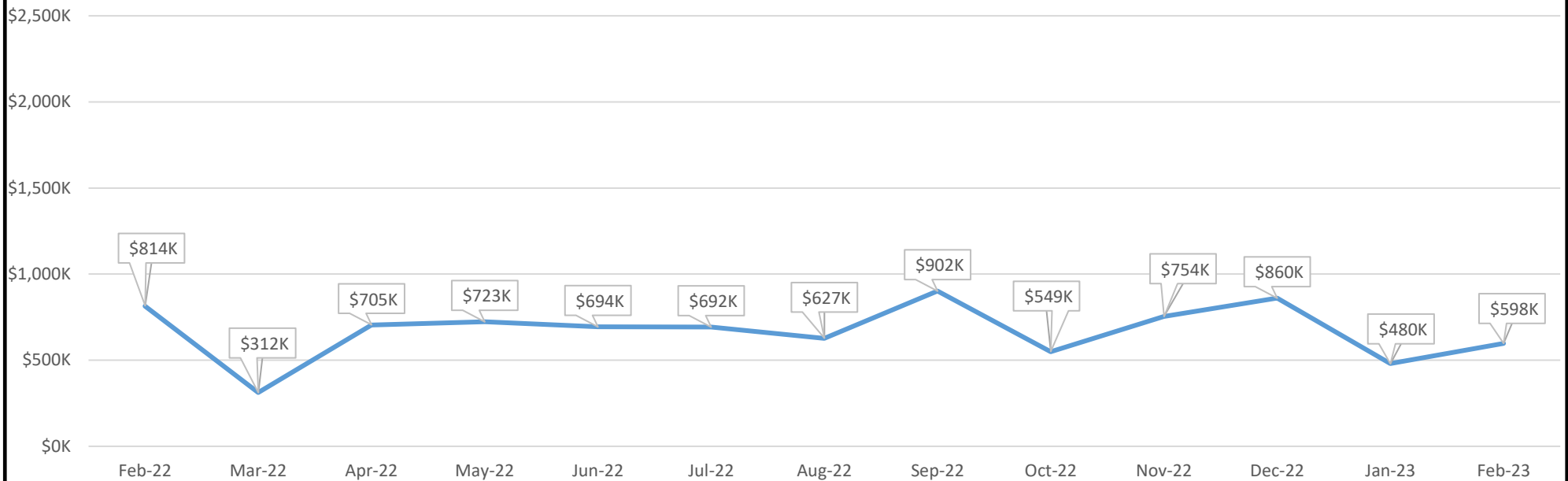
Loan Fund Cash Balance Forecast (\$M)



Cumulative Loan Disbursement Trending (\$M)



Student Loan Payment Clearing Account (\$K)



Defaulted Loan Collections Report

Period Ending: 2/28/2023

