

# QUARTERLY BOARD MEETING

## A G E N D A

**9:00 A.M., Thursday, July 27, 2023**

Live broadcast available at: [highered.texas.gov](https://highered.texas.gov)

**Barbara Jordan Building  
1601 N. Congress Ave, Room 2.035  
Austin, TX**

*This meeting is conducted in person or via video conference, pursuant to Texas Government Code, Section 551.127. A quorum of the Board may be present in the Board Room, which is open to the public.*

*Chair: Fred Farias III, O.D.*

*Vice Chair: Donna N. Williams*

*Secretary: S. Javaid Anwar*

*Members: Richard L. Clemmer; Emma W. Schwartz; Welcome Wilson, Jr.; Daniel O. Wong*

*Student Representative: Cage M. Sawyers (Ex-Officio)*

*SCHEDULE OF QUARTERLY  
COORDINATING BOARD MEETINGS*

October 26, 2023

January 25, 2024

April 25, 2024

July 25, 2024

October 24, 2024

# REGULAR QUARTERLY MEETING

## A G E N D A

**Public Testimony:** The chair shall designate whether public testimony will be taken at the beginning of the meeting, at the time the related item is taken up by the board of the Texas Higher Education Coordinating Board (Board) after staff has presented the item, or any other time as determined by the chair. For procedures on testifying, please go to [higher.ed.texas.gov/public-testimony](https://higher.ed.texas.gov/public-testimony).

**I. Opening remarks**

- A. Introduction of new board members
- B. Committee assignments

**II. Commissioner's remarks**

**III. Public testimony**

**IV. Consideration and possible action to approve minutes:**

- A. April 27, 2023, quarterly board meeting

**V. Consideration and possible action to approve the consent calendar**

**VI. Major Policy Discussion: Data Modernization Initiative**

**VII. Matters relating to the full Board**

- A. Update on *Building a Talent Strong Texas*
- B. Update on Texas Transfer Initiatives
- C. Update on Program Approval
- D. Consideration and possible action to acknowledge gifts and donations to the Board
- E. Discussion and possible action on approved institutional accreditors and study of additional accreditors
- F. Update on procurement of vendor to service student loan origination and servicing

**VIII. Matters relating to the Committee on Innovation, Data, and Educational Analytics**

- A. Committee chair's overview

B. Consideration and possible action to appoint members to the Standing Advisory Committee for Public Junior Colleges

C. Consideration and possible action to approve the recommended appointments to the General Academic Institutions Formula Advisory Committee

D. Consideration and possible action to approve the recommended appointments to the Health-Related Institutions Formula Advisory Committee

E. Consideration and possible action to approve the appointment of members to the Financial Aid Advisory Committee

F. Consideration and possible action to approve the “Report on Student Financial Aid in Texas Higher Education, Fiscal Year 2022” (General Appropriations Act, Senate Bill 1, Article III, Section 24, 88th Texas Legislature)

G. Proposed Rules

(1) Consideration and possible action to amend Board Rules, Texas Administrative Code, Chapter 22, Subchapter A, Section 22.6, concerning General Provisions

**IX. Lunch**

**X. Matters relating to the Committee on Academic and Workforce Success**

A. Committee chair’s overview

B. Consideration and possible action to adopt the recommendation relating to the January 2023 Annual Compliance Reports for institutions under a Certificate of Authorization (Names beginning with “A” through “O”)

C. Consideration and possible action to adopt the recommendation relating to the expansion of recognition for the Association for Biblical Higher Education

D. Consideration and possible action to adopt the Family Practice Residency Advisory Committee’s recommendation relating to the distribution of funds trustee to the Coordinating Board to support family practice residency programs for Fiscal Year 2024

E. Report on activities of the Family Practice Residency Advisory Committee, including the report on trustee funds distributed in Fiscal Year 2023

F. Consideration and possible action to adopt the recommendation relating to funding appropriated to the Joint Admission Medical Program for Fiscal Years 2024-25

G. Report on activities of the Joint Admission Medical Program

- H. Consideration of and possible action to adopt the report on the Fiscal Year 2023 Annual Review of the Autism Grant Program
- I. Report on activities of the Learning Technology Advisory Committee
- J. Consideration and possible action to approve the request to extend the current contract with the Institute for the Study of Knowledge Management in Education for up to six months to continue maintenance and support of the OERTX platform
- K. Consideration and possible action to adopt the report on the effectiveness of the Open Educational Resources Grant Program (General Appropriations Act, SB 1, 87th Texas Legislature, Regular Session, Rider 49)
- L. Consideration and possible action to approve the request to extend the current contract with the Apply Texas System vendor
- M. Consideration and possible action to appoint members to the following advisory committees:
  - (1) Academic Course Guide Manual Advisory Committee
  - (2) Apply Texas Advisory Committee
  - (3) Certification Advisory Committee
  - (4) Learning Technology Advisory Committee
  - (5) Texas Transfer Advisory Committee
- N. Consideration and possible action to approve the following requests for new degree programs:
  - ALAMO DISTRICT-PALO ALTO COLLEGE
    - (1) Bachelor of Applied Technology (BAT) in Operations Management
  - TARLETON STATE UNIVERSITY
    - (2) Doctor of Philosophy (PhD) in Animal and Natural Resource Sciences
  - TEXAS A&M UNIVERSITY
    - (3) Bachelor of Arts and Bachelor of Science (BA, BS) in Journalism
  - THE UNIVERSITY OF TEXAS AT AUSTIN
    - (4) Bachelor of Science in Nursing (BSN) degree to Doctor of Nursing Practice (DNP) degree in Nurse Practitioner
  - THE UNIVERSITY OF TEXAS AT TYLER
    - (5) Master of Science (MS) in Speech Language-Pathology
  - THE UNIVERSITY OF TEXAS HEALTH SCIENCE CENTER AT HOUSTON
    - (6) Master of Science in Anesthesia (MSA) in Anesthesia

THE UNIVERSITY OF TEXAS MEDICAL BRANCH AT GALVESTON  
(7) Doctor of Clinical Nutrition (DCN) in Clinical Nutrition

THE UNIVERSITY OF TEXAS RIO GRANDE VALLEY  
(8) Doctor of Philosophy (PhD) in Materials Science and Engineering

UNIVERSITY OF NORTH TEXAS  
(9) Doctor of Philosophy (PhD) in Human Performance and Movement Science

## **XI. Matters relating to the Agency Operations Committee**

A. Committee chair's overview

B. Report on grants and contracts

C. Consideration of adopting the agency's operating budget for Fiscal Years 2024 and 2025

D. Consideration and possible action to approve the Texas Department of Information Resources Interagency Contract budget for Data Center Services

E. Consideration and possible action to adopt the Annual Internal Audit Plan for Fiscal Year 2024

F. Consideration and possible action to adopt the Annual State Compliance Monitoring Plan for Fiscal Year 2024

## **XII. Adjournment**

***Executive Session:*** The Board may convene in Executive Session at any point in this meeting, concerning any item listed in the agenda as authorized by the Open Meetings Act, Texas Government Code, including the following:

- Section 551.071, Consultation with Attorney, and 551.129, if such attorney consultation is via conference call
- Section 551.073, Deliberation regarding Prospective Gift
- Section 551.074, Personnel Matters
- Section 551.0821, Confidential Student Information

All final votes, actions, or decisions will be taken in open meeting.

***Weapons Prohibited:*** Pursuant to Texas Penal Code , Section 46.03(a)(14), a person commits an offense if the person intentionally, knowingly, or recklessly possesses or goes with a firearm, location-restricted knife, club, or prohibited weapon listed in Texas Penal Code, Section 46.05 in the room or rooms where a meeting of a governmental entity is held, if the meeting is an open meeting subject to Texas Government Code, Chapter 551, and if the entity provided notice as required by that chapter.

**TEXAS HIGHER EDUCATION COORDINATING BOARD****PREFERRED MAILING ADDRESS LIST**EMAIL: [boardmember@highered.texas.gov](mailto:boardmember@highered.texas.gov)

BOARD MEMBER	ADDRESS/PHONE/EMAIL	TERM ENDS
Fred Farias III, O.D. <i>Chair</i> <b>MCALLEN</b>	c/o Texas Higher Education Coordinating Board P. O. Box 12788, Austin, TX 78711 <b>Phone:</b> (512) 427-6101	08/31/25
Donna N. Williams <i>Vice Chair</i> <b>ARLINGTON</b>	c/o Texas Higher Education Coordinating Board P. O. Box 12788, Austin, TX 78711 <b>Phone:</b> (512) 427-6101	08/31/23
S. Javaid Anwar <i>Secretary of the Board</i> <b>MIDLAND</b>	c/o Texas Higher Education Coordinating Board P. O. Box 12788, Austin, TX 78711 <b>Phone:</b> (512) 427-6101	08/31/27
Richard L. Clemmer <b>AUSTIN</b>	c/o Texas Higher Education Coordinating Board P. O. Box 12788, Austin, TX 78711 <b>Phone:</b> (512) 427-6101	08/31/23
Vacant <b>XXXX</b>	c/o Texas Higher Education Coordinating Board P. O. Box 12788, Austin, TX 78711 <b>Phone:</b> (512) 427-6101	MM/DD/YY
Emma W. Schwartz <b>EL PASO</b>	c/o Texas Higher Education Coordinating Board P. O. Box 12788, Austin, TX 78711 <b>Phone:</b> (512) 427-6101	08/31/25
Vacant <b>XXXX</b>	/o Texas Higher Education Coordinating Board P. O. Box 12788, Austin, TX 78711 <b>Phone:</b> (512) 427-6101	MM/DD/YY
Welcome W. Wilson, Jr. <b>HOUSTON</b>	c/o Texas Higher Education Coordinating Board P. O. Box 12788, Austin, TX 78711 <b>Phone:</b> (512) 427-6101	08/31/23
Daniel O. Wong, Ph.D. <b>MISSOURI CITY</b>	c/o Texas Higher Education Coordinating Board P. O. Box 12788, Austin, TX 78711 <b>Phone:</b> (512) 427-6101	08/31/27
Cage M. Sawyers <i>Student Representative</i> <b>VAN ALSTYNE</b>	c/o Texas Higher Education Coordinating Board P. O. Box 12788, Austin, TX 78711 <b>Phone:</b> (512) 427-6101	05/31/24

**Dated 06.01.23**

**Standing Committee Membership**  
**Effective June 1, 2023**

**Committee on Academic and Workforce Success**

Donna N. Williams, Chair  
Richard L. Clemmer  
Fred Farias III  
Emma W. Schwartz  
Daniel O. Wong  
Vacant  
Cage M. Sawyers (Student Representative), Ex-Officio

**Committee on Innovation, Data, and Educational Analytics**

S. Javaid Anwar, Chair  
Welcome W. Wilson, Jr., Vice Chair  
Richard L. Clemmer  
Fred Farias III  
Daniel O. Wong  
Vacant  
Vacant  
Cage M. Sawyers (Student Representative), Ex-Officio

**Agency Operations Committee**

Emma W. Schwartz, Chair  
Welcome W. Wilson, Jr., Vice Chair  
S. Javaid Anwar  
Fred Farias III  
Donna N. Williams  
Vacant  
Cage M. Sawyers (Student Representative), Ex-Officio



## AGENDA ITEM I

### Opening remarks

RECOMMENDATION: No action required

Dr. Fred Farias will provide the opening remarks.

## AGENDA ITEM I-A

### Introduction of new board members

RECOMMENDATION: No action required

#### Background Information:

The Board chairman will introduce newly appointed board members.

**Cage Sawyers** of Van Alstyne, Texas, was appointed to the board of the Texas Higher Education Coordinating Board by Governor Greg Abbott in June 2023. He will serve as the board's student representative through May 31, 2024.

Sawyers is a second-year law student at Texas A&M University School of Law. Sawyers' legal education at A&M is focused around capital markets and private equity. He is from the Texoma region of North Texas, graduating as the valedictorian of Van Alstyne High School in 2017 while also being named a 2017 Coca-Cola Scholar. Sawyers majored in public policy and energy technology at Texas Christian University, graduating summa cum laude in 2021.

Outside of pursuing his J.D., Sawyers is a passionate creator. He exited his first business, Sawyers Brands LLC, in 2022 and is currently the founder and managing partner of 903 Capital + Advisory, a rural Texas investment fund active in national franchise brands, core economic businesses, and consumer items.

Philanthropically, Sawyers is the founder and executive director of Sawyers' Salute to Service, a veterans nonprofit organization that assists post-service veterans on their path to better physical, mental, and spiritual health post-military service.

Sawyers grew up in rural Texas and is focused on the intersection of capital markets and public policy with rural America. He currently splits time between Fort Worth, Texas and Grayson County, Texas. He has traveled to over 30 countries, actively plays polo and tennis, is a passionate Christian, and enjoys quality fellowship with family and friends in his favorite spot of Seaside, Florida.

## AGENDA ITEM I-B

### Committee assignments

#### Background Information:

The Board chairman will assign committee members.

## AGENDA ITEM II

### Commissioner's remarks

RECOMMENDATION: No action required

### Background Information:

The Board will invite Dr. Harrison Keller, Commissioner of Higher Education, to comment on some of the important agenda items.

## AGENDA ITEM III

### Public testimony

RECOMMENDATION: No action required

### Background Information:

The presiding chair shall designate whether public testimony will be taken at the beginning of the meeting, at the time the related item is taken up by the Board after staff has presented the item, or any other time as determined by the presiding chair.

## AGENDA ITEM IV

Consideration and possible action to approve minutes for the April 27, 2023, quarterly board meeting

RECOMMENDATION: Approval

**April 27, 2023**

AGENDA ITEM	ACTION
<p><b>I. Call to order: opening remarks</b></p> <p>A. Resolutions of Appreciation for outgoing board members</p>	<p>Dr. Farias called the meeting of the Coordinating Board to order and called roll. All members were present except for Mr. Clemmer.</p> <p>On a motion by Ms. Williams, seconded by Mr. Wilson, the Board voted to excuse Mr. Clemmer's absence.</p> <p>On a motion by Dr. Wong, seconded by Mr. Anwar, the Board approved the resolution of appreciation for Georgia Hejny. The vote was unanimous.</p> <p>A copy of the resolution can be found as Attachment B to these minutes.</p> <p>On a motion by Mr. Torn, seconded by Ms. Schwartz, the Board approved the resolution of appreciation for Robert Gauntt. The vote was unanimous.</p> <p>A copy of the resolution can be found as Attachment C to these minutes.</p> <p>On a motion by Ms. Williams, seconded by Mr. Anwar, the Board approved the resolution of appreciation for Sam Torn. The vote was unanimous.</p> <p>A copy of the resolution can be found as Attachment D to these minutes.</p>
<b>II. Commissioner's comments</b>	No action required. Commissioner Keller provided remarks on some of the agenda items.
<b>III. Public testimony</b>	<p>Mr. Augustin Villarreal testified in support of HB 1604. A copy of his testimony can be found in attachment A.</p> <p>Dr. Farias advised the Board that they could</p>

AGENDA ITEM	ACTION
	not discuss the testimony as it was not a topic on the posted agenda for this meeting.
<b>IV. Approval of minutes</b>  A. January 26, 2023, Quarterly Board Meeting	<p>On a motion by Mr. Wilson, seconded by Mr. Gauntt, the Board approved the minutes for the October Quarterly Board Meeting. The vote was unanimous.</p>
<b>V. Approval of the consent calendar</b>	<p>On a motion by Mr. Torn, seconded by Mr. Anwar, the Board approved the non-rule consent calendar as amended. The vote was unanimous.</p> <p>Items approved on the consent calendar were: 7-D; 8-B; 8-C; 8-D; 8-E; 8-F; 10-B; 10-C; 10-F; 10-G; 10-H; 10-I; 10-J; and 11-B.</p> <p>On a motion by Ms. Williams, seconded by Ms. Schwartz, the Board approved the rule consent calendar. The vote was unanimous.</p> <p>Items approved on the rule consent calendar were 8-G (1-3); 10-M (1-2), 10-M (7); and 11-D.</p> <p>The chairman announced a short break due to technical difficulties. The meeting adjourned at 9:33 AM and re-convened at 9:41 AM.</p>
<b>VI. Major Policy Discussion</b> Changing workforce demands	<p>No action required. Dr. David Troutman, Deputy Commissioner for Academic Affairs, and Dr. Michael Villarreal, Assistant Commissioner for Texas Insights Accelerator, provided this overview and were available for questions.</p>
<b>VII. Matters relating to the full Board</b>	
A. Update on <i>Building a Talent Strong Texas</i>	<p>No action required. Melissa Henderson, Associate Commissioner for Strategic Partnerships, presented this item and was available for questions.</p>
B. Update on Texas transfer initiatives	<p>No action required. Ms. Elizabeth Mayer, Assistant Commissioner for Academic and Health Affairs, presented this item and was available for questions.</p>
C. Update on program review	<p>No action required. Ms. Elizabeth Mayer, Assistant Commissioner for Academic and Health Affairs, presented this item and was available for questions.</p>



AGENDA ITEM	ACTION
D. Acceptance of gifts and donations to the Board	This item was approved on the consent calendar.
E. Consideration and possible action to approve amending the cloud security contract pursuant to Government Code, Chapter 2155, with Microsoft Corporation to add \$750,000 for additional cloud security services to the contract	<p>On a motion by Ms. Williams, seconded by Mr. Anwar, the Board approved amending the cloud security contract pursuant to Government Code, Chapter 2155, with Microsoft Corporation to add \$750,000 for additional cloud security services to the contract. The vote was unanimous.</p> <p>Ms. Zhenzhen Sun, Assistant Commissioner for Information Solutions and Services, and Mr. Miguel Olivas, Information Security Officer, presented this item and were available to answer questions.</p>
<b>VIII. Matters relating to the Committee on Innovation, Data, and Educational Analytics</b>	
A. Committee chair's overview	No action required
B. Consideration and possible action to adopt the recommendation relating to the certification of gifts that are fundable through the Texas Research Incentive Program (TRIP) for emerging research universities	This item was approved on the consent calendar.
C. Consideration and possible action to approve the certification required by Texas Education Code, Section 62.146, for the National Research University Fund for Fiscal Year 2022	This item was approved on the consent calendar.
D. Report on Restricted Research Expenditures	This item was approved on the consent calendar.
E. Consideration and possible action to adopt the commissioner's recommendation relating to the annual report about the financial condition of the state's community college districts (SB 1, 87th Texas Legislature, Regular Session, Rider 12, 111-226)	This item was approved on the consent calendar.
F. Consideration and possible action to approve amending the technology service contract pursuant to Government Code, Chapter 2155, with Deloitte Consulting LLC from March 31, 2023, to August 31, 2023, at a cost not to exceed \$1,500,000	This item was approved on the consent calendar.
G. Proposed rules	This item was approved on the consent calendar. A copy of the Board rules as adopted may be found in the agenda materials.

AGENDA ITEM	ACTION
<p>(1) Consideration and possible action to adopt proposed amendments to Board Rules 13.101-13.104 and 13.109, concerning limitations on hours eligible to be reported for formula funding to the Coordinating Board</p> <p>(2) Consideration and possible action to amend Board Rule 22.1, concerning Definitions</p> <p>(3) Consideration and possible action to amend Board Rules 22.22–22.24 and 22.28–22.30, concerning the Tuition Equalization Grant Program</p> <p>(4) Consideration and possible action to amend Board Rule 22.49, concerning the Hinson-Hazlewood College Student Loan Program</p>	<p>This item was approved on the consent calendar. A copy of the Board rules as adopted may be found in the agenda materials.</p> <p>This item was approved on the consent calendar. A copy of the Board rules as adopted may be found in the agenda materials.</p> <p>On a motion by Ms. Schwartz, seconded by Ms. Williams, the Board adopted the amendments to Board Rule 22.49, concerning the Hinson-Hazlewood College Student Loan Program. A copy of the Board rules as adopted may be found in the agenda materials.</p> <p>Dr. Charles Contero-Puls, Assistant Commissioner for Student Financial Aid Programs, presented this item and was available to answer questions.</p>
<b>IX. Lunch</b>	The board did not break for lunch.
<b>X. Matters relating to the Committee on Academic and Workforce Success</b>	
A. Committee chair’s overview	No action required
B. Consideration and possible action to adopt the report to the Board on school closures and/or teach-outs pursuant to Board Rule 7.7(6)	This item was approved on the consent calendar.
C. Report on institutional requests acted on by the commissioner or assistant commissioners since the last Board meeting	This item was approved on the consent calendar.
D. Consideration and possible action to adopt the Certification Advisory Council, and the commissioner’s, recommendation related to a request from Medisend College of Biomedical Engineering Technology for its fourth and final Certificate of Authority to grant degrees in Texas	<p>On a motion by Mr. Torn, seconded by Mr. Anwar, the Board adopted the recommendation related to a request from Medisend College of Biomedical Engineering Technology for its fourth and final Certificate of Authority to grant degrees in Texas.</p> <p>Dr. Tina Jackson, Assistant Commissioner for Workforce Education, presented this item and was available to answer questions.</p>
E. Consideration and possible action to adopt the Certification Advisory Council, and the commissioner’s, recommendation related to a	On a motion by Dr. Wong, seconded by Mr. Wilson, the Board adopted the recommendation related to a request from Texas School of Health

AGENDA ITEM	ACTION
request from Texas School of Health Sciences for its first Certificate of Authority to grant degrees in Texas	<p>Sciences for its first Certificate of Authority to grant degrees in Texas.</p> <p>Dr. Tina Jackson, Assistant Commissioner for Workforce Education, presented this item and was available to answer questions.</p>
F. Consideration and possible action to adopt the request to extend the current contract with The University of Texas at Austin for maintenance of the ApplyTexas System	This item was approved on the consent calendar.
G. Consideration and possible action to adopt the “Report on the Fiscal Year 2023 Annual Review of Low-Producing Programs”	This item was approved on the consent calendar.
H. Consideration and possible action to appoint members to the ApplyTexas Advisory Committee	This item was approved on the consent calendar.
I. Consideration and possible action to approve receipt of Fiscal Year 2023 Carl D. Perkins Community and Technical Colleges Consolidated Grant of \$41.57 million, which includes a mid-year reallocation of \$8.28 million	This item was approved on the consent calendar.
J. Consideration and possible action to approve receipt of Fiscal Year 2024 Carl D. Perkins Community and Technical Colleges Consolidated Grant funds not to exceed \$40 million, and receipt of Fiscal Year 2024 Carl D. Perkins State Leadership Grant funds not to exceed \$5 million	This item was approved on the consent calendar.
K. Consideration and possible action to adopt the report to the Legislature regarding reporting of sexual harassment at institutions of higher education, per Texas Education Code, Chapter 51, Subchapters E-2 and E-3	<p>On a motion by Ms. Schwartz, seconded by Ms. Williams, the Board adopted the report to the Legislature regarding reporting of sexual harassment at institutions of higher education, per Texas Education Code, Chapter 51, Subchapters E-2 and E-3.</p> <p>Dr. Tina Jackson, Assistant Commissioner for Workforce Education, presented this item and was available to answer questions.</p>
<p>L. Consideration and possible action to approve the following requests for new degree programs:</p> <p>UNIVERSITY OF HOUSTON</p>	



AGENDA ITEM	ACTION
<p>compliance under Texas Education Code, Chapter 51, Subchapters E-2 and E-3</p> <p>(5) Consideration and possible action to adopt proposed amendments to Board Rule 4.279(b), concerning formula funding for out-of-state or out-of-country programs</p> <p>(6) Consideration and possible action to adopt new Board Rules 13.400-13.408, implementing the TRUE Grant Program</p> <p>(7) Consideration and possible action to adopt new Board 13.450-13.454, concerning formula funding for distance education</p>	<p>to meet substantial compliance under Texas Education Code, Chapter 51, Subchapters E-2 and E-3. The vote was unanimous. A copy of the Board rules as adopted may be found in the agenda materials.</p> <p>Mr. Jerel Booker, Assistant Deputy Commissioner for Academic Affair, presented this item and was available to answer questions.</p> <p>On a motion by Ms. Williams, seconded by Ms. Schwartz, the Board adopted amendments to Board Rule 4.279(b), concerning formula funding for out-of-state or out-of-country programs. The vote was unanimous. A copy of the Board rules as adopted may be found in the agenda materials.</p> <p>Dr. Tina Jackson, Assistant Commissioner for Workforce Education, presented this item and was available to answer questions.</p> <p>On a motion by Mr. Torn, seconded by Mr. Anwar, the Board adopted new Board Rules 13.400-13.408, implementing the TRUE Grant Program. The vote was unanimous. A copy of the Board rules as adopted may be found in the agenda materials.</p> <p>Dr. Tina Jackson, Assistant Commissioner for Workforce Education, presented this item and was available to answer questions.</p> <p>This item was approved on the consent calendar. A copy of the Board rules as adopted may be found in the agenda materials.</p>
<b>XI. Matters relating to the Agency Operations Committee</b>	
A. Committee chair's overview	No action required.
B. Report on grants and contracts	This item was approved on the consent calendar.
C. Consideration and possible action to approve payment to the U.S. Treasury in August 2023 of an amount up to \$6 million from the Texas Opportunity Fund for excess earnings relating to the 2013A refunding	On a motion by Mr. Gauntt, seconded by Mr. Torn, the Board voted to approve payment to the U.S. Treasury in August 2023 of an amount up to \$6 million from the Texas Opportunity Fund for excess earnings relating to the 2013A refunding. The vote was unanimous.

AGENDA ITEM	ACTION
	Mr. Anthony Infantini, Chief Financial Officer, presented this item and was available to answer questions.
D. Consideration and possible action to adopt proposed amendments Board Rules, Chapter 1, Subchapter C, Standards of Conduct	This item was approved on the consent calendar. A copy of the Board rules as adopted may be found in the agenda materials.
<b>XII. Adjournment</b>	

With no further business, on a motion by Dr. Wong, seconded by Ms. Williams, the meeting adjourned at approximately 11:49 a.m.

Respectfully Submitted,

Javaid Anwar  
Secretary of the Board

## **ATTACHMENT A**

### **Public Testimony**

**Name:** Augustin Villarreal

**Agenda Item # & Subject Matter**

Advocating for people with disabilities to go to college and postsecondary programs

**For or Against or Neutral:** For

**Oral/Written Testimony:** Both

**Written Testimony**

My name is Augustin Villarreal and I am a postsecondary Texas student with intellectual and developmental disabilities. I strongly support HB1604. I believe we need more funding for higher education, specifically for students like myself, who are often not given the opportunity to reach our full potential. This bill is important to me, because it will help students with disabilities go to college or programs such as E4 Texas, the program that I am attending now.

E4 Texas is a post-secondary program for people with or without disabilities at the Texas Center for Disability Studies at UT. I am in my third semester as an E4 student, where I am studying to be a paraprofessional. Right now I intern at Eanes Adult Transition Services. It is a program similar to E4 but for older people. Because of the opportunity to intern at this location, and because of the other skills that have been taught to me through the E4TEXAS program, I am learning ways to make money, have healthy relationships, be independent and even pursue more education in the future. In addition to more funding for postsecondary programs aimed at people with disabilities, we need the state to create more program options. Right now we have programs like E4TEXAS, the PATHS program at TEXAS A&M, and the LEAP program at Texas A&M, but that small number of postsecondary opportunities doesn't compare to the postsecondary options available to nondisabled students. This bill will help create more programs like E4 TEXAS, so that people with IDD can have educational equality.

Students with IDD deserve a good future, and the state of Texas should invest in those futures. One of the best ways for the state of Texas to prevent government dependency and promote equality among people with disabilities is to give us all access to a quality education. Therefore, I would like to see HB 1604 passed.

As someone with personal experiences of the challenges that disabled people face when we try to access higher education, I would be happy to discuss this bill further in person with any of the committee members. I appreciate your supportive efforts in higher education in Texas. Please pass this bill.

**ATTACHMENT B**



**Texas Higher Education Coordinating Board**  
**Resolution of Appreciation**  
***Georgia A. Hejny***

**WHEREAS**, Georgia A. Hejny was appointed as the student representative to the board of the Texas Higher Education Coordinating Board by Governor Greg Abbott for a one-year term beginning June 1, 2022; and

**WHEREAS**, during her tenure on the board, Ms. Hejny served as an ex-officio member on the Agency Operations Committee; the Committee on Academic and Workforce Success; and the Committee on Innovation, Data, and Educational Analytics; and

**WHEREAS**, the Texas Higher Education Coordinating Board values the input, ideas, and feedback from students on higher education policy, particularly those policies that have a direct impact on students; and

**WHEREAS**, Ms. Hejny has exceeded expectations, demonstrating dedication, leadership, knowledge, and professionalism and has provided extraordinary support and insight to the Board during Board meetings, while also serving numerous other associations, committees, and societies in her community; and

**WHEREAS**, during her term, Ms. Hejny made insightful and knowledgeable observations and comments, posed thoughtful questions, and sought clarifications and information on behalf of students across the state; and

**WHEREAS**, the Texas Higher Education Coordinating Board, its staff, and all current and future students in Texas will benefit from Ms. Hejny's active participation and dedicated service on the Board;

**NOW THEREFORE BE IT RESOLVED**, that the members of the Texas Higher Education Coordinating Board, on the 27th day of April, 2023, express our deepest appreciation to Georgia A. Hejny for her distinguished service as an influential member of the Board and her unwavering dedication to higher education for all the people of Texas; and

**BE IT FURTHER RESOLVED**, that the resolution be included in the minutes, and that a copy of the resolution, signed by the board members of the Texas Higher Education Coordinating Board, be presented to Georgia Hejny in recognition of the high esteem in which she is held.



**ATTACHMENT C**



**Texas Higher Education Coordinating Board**  
**Resolution of Appreciation**  
***Robert P. Gauntt***

**WHEREAS**, Robert P. Gauntt was appointed to the board of the Texas Higher Education Coordinating Board (THECB) for a six-year term by Governor Greg Abbott on September 13, 2021; and

**WHEREAS**, during his term on the board, Mr. Gauntt served with great distinction as a member of the Committee on Innovation, Data, and Educational Analytics and the Agency Operations Committee; and

**WHEREAS**, Mr. Gauntt is an important advocate for Texas higher education and the state of Texas, and the THECB has benefited from his interactions with legislators, educators, business leaders, regents, and trustees in Texas; and

**WHEREAS**, Mr. Gauntt's support for increasing higher education opportunities for Texas students and his commitment to helping make higher education possible for more Texas students will benefit students for generations to come; and

**WHEREAS**, despite his brief tenure on the board, as Governor Abbott has appointed him to The University of Texas System Board of Regents, Mr. Gauntt's leadership greatly benefited the Board, its staff, and all institutions of higher education; and

**WHEREAS**, Mr. Gauntt brought to bear his remarkable achievements in business and his service to several community boards and organizations by focusing the THECB on the importance of creating opportunities for Texas students to succeed in higher education and in the workforce; and

**WHEREAS**, Mr. Gauntt has earned the respect and gratitude of his colleagues at the THECB and institutions of higher education for his service and support for the students of Texas and the goals of the state's higher education plan, *Building a Talent Strong Texas*, and will undoubtedly continue to serve with great honor and distinction as a university system regent;

**NOW THEREFORE BE IT RESOLVED**, that the members of the Texas Higher Education Coordinating Board, on this 27th day of April, 2023, express our deepest appreciation to Robert Gauntt for his distinguished service as an effective member of this Board and his resolute dedication to higher education for all the people of Texas; and

**BE IT FURTHER RESOLVED**, that the resolution be included in the minutes, and that a copy of the resolution, signed by the board members of the Texas Higher Education Coordinating Board, be presented to Robert Gauntt in recognition of the high esteem in which he is held.

**ATTACHMENT D**



**Texas Higher Education Coordinating Board**  
**Resolution of Appreciation**  
***R. Sam Torn***

**WHEREAS**, Sam Torn was appointed to the board of the Texas Higher Education Coordinating Board for a six-year term by Governor Greg Abbott on November 25, 2019; and

**WHEREAS**, during his term on the board, Mr. Torn served with great distinction as vice chair of the Committee on Academic and Workforce Success and a member of the Committee on Innovation, Data, and Educational Analytics; and

**WHEREAS**, the board and the citizens of Texas have benefited greatly from his extensive business expertise, leadership, and vision for the state's higher institutions of learning and his strong support for the implementation of the state's strategic plan for higher education, *Building a Talent Strong Texas*; and

**WHEREAS**, his diligent work throughout his term helped raise higher education standards and combated serious educational issues facing our great state, Mr. Torn will continue his tireless efforts to achieve a more seamless educational system as a member of the Texas A&M University System Board of Regents; and

**WHEREAS**, Mr. Torn's commitment to students and to strengthening pathways for more students to achieve an affordable, high-quality higher education, while advocating for the wise and efficient use of taxpayer funds, will continue to benefit students and the state; and

**WHEREAS**, Mr. Torn's attention to quality, excellence, and the use of common-sense methods in support of higher education will benefit the state and its students long into the future, his dedication and enthusiasm will certainly be missed by the board and its staff; and

**NOW THEREFORE BE IT RESOLVED**, that the members of the Texas Higher Education Coordinating Board, on this 27th day of April, 2023, express our deepest appreciation to Sam Torn for his distinguished service as an effective member of this board and his resolute dedication to higher education for all the people of Texas; and

**BE IT FURTHER RESOLVED**, that the resolution be included in the minutes, and that a copy of the resolution, signed by the board members of the Texas Higher Education Coordinating Board, be presented to Sam Torn in recognition of the high esteem in which he is held.

## AGENDA ITEM V

Consideration and possible action to approve the consent calendar

RECOMMENDATION: Approval

Background Information:

To ensure that meetings are efficient, the Board has a calendar for items that are noncontroversial. Any item can be removed from the calendar by a Board member.

**TEXAS HIGHER EDUCATION COORDINATING BOARD  
REGULAR QUARTERLY MEETING  
\*\*DRAFT\*\*  
CONSENT CALENDAR  
July 2023**

**VII. Matters relating to the full Board**

- D. Consideration and possible action to acknowledge gifts and donations to the Board

**VIII. Matters relating to the Committee on Innovation, Data, and Educational Analytics**

- C. Consideration and possible action to approve the recommended appointments to the General Academic Institutions Formula Advisory Committee
- D. Consideration and possible action to approve the recommended appointments to the Health-Related Institutions Formula Advisory Committee
- E. Consideration and possible action to approve the appointment of members to the Financial Aid Advisory Committee
- F. Consideration and possible action to approve the “Report on Student Financial Aid in Texas Higher Education, Fiscal Year 2022” (General Appropriations Act, House Bill 1, Article III, Section 24, 88th Texas Legislature)
- G. Proposed Rules
  - (1) Consideration and possible action to amend Board Rules, Texas Administrative Code, Chapter 22, Subchapter A, Section 22.6, concerning General Provisions

**X. Matters relating to the Committee on Academic and Workforce Success**

- B. Consideration and possible action to adopt the recommendation relating to the January 2023 Annual Compliance Reports for institutions under a Certificate of Authorization (Names beginning with “A” through “O”)
- D. Consideration and possible action to adopt the Family Practice Residency Advisory Committee’s recommendation relating to the distribution of funds trustee to the Coordinating Board to support family practice residency programs for Fiscal Year 2024
- E. Report on activities of the Family Practice Residency Advisory Committee, including the report on trustee funds distributed in Fiscal Year 2023
- F. Consideration and possible action to adopt the recommendation relating to funding appropriated to the Joint Admission Medical Program for Fiscal Years 2024-25

- G. Report on activities of the Joint Admission Medical Program
- H. Consideration of and possible action to adopt the report on the Fiscal Year 2023 Annual Review of the Autism Grant Program
- I. Report on activities of the Learning Technology Advisory Committee
- K. Consideration and possible action to adopt the report on the effectiveness of the Open Educational Resources Grant Program (General Appropriations Act, SB 1, 87th Texas Legislature, Regular Session, Rider 49)
- M. Consideration and possible action to appoint members to the following advisory committees:
  - (1) Academic Course Guide Manual Advisory Committee
  - (2) Apply Texas Advisory Committee
  - (3) Certification Advisory Committee
  - (4) Learning Technology Advisory Committee
  - (5) Texas Transfer Advisory Committee

**XI. Matters relating to the Agency Operations Committee**

- B. Report on grants and contracts

## AGENDA ITEM VI

### Major Policy Discussion: Data Modernization Initiative

RECOMMENDATION: No action required

#### Background Information:

Major Policy Discussions are topics of interest where staff, policy experts, and/or stakeholders provide Coordinating Board members with information on higher education policy matters or initiatives that have the potential to impact Texas statewide. The Major Policy Discussion will focus on the Data Modernization Initiative (DMI).

From the beginning of his tenure as Commissioner of Higher Education, Commissioner Keller identified the vast potential of the agency's data resources as a significant, and yet underutilized, resource. Commissioner Keller set out a bold vision for the agency to provide insight and actionable intelligence derived from decades of detailed data under the stewardship of THECB. While these data had tremendous potential, the tools and technologies used to process and store the data were outdated and had grown up over time in various ways, inhibiting the efficient use of these resources for timely analysis and insightful reporting. This reality led the agency to develop and execute the Data Modernization Initiative, a comprehensive transformation of the technology, data infrastructure, and tools used to capture, manage, secure, and utilize the combined education and workforce data for which THECB is responsible.

This effort began as a concept on paper in spring of 2020. Through a strong partnership with the Texas Higher Education Foundation, the initiative garnered philanthropic support for the initial planning, technical design, and detailed project plans. With additional investment from Governor Greg Abbott and legislative leadership through the allocation of the Governor's Emergency Education Relief funds, DMI quickly transitioned to full implementation. Several externally facing DMI components have recently launched, and the effort is quickly approaching the end of its transformative initial phase of work.

Ms. Lori Fey, Deputy Commissioner for Data Analytics and Innovation, will provide an overview and be available for questions.

## AGENDA ITEM VII-A

### Update on *Building a Talent Strong Texas*

RECOMMENDATION: No action required

#### Background Information:

Staff will give an update on the *Building a Talent Strong Texas* plan.

Higher education institutions and, most importantly, their graduates play critical roles in driving equitable economic opportunities for Texans, their communities, and the state. The Texas Higher Education Coordinating Board, in close partnership with institutions, other state agencies, and communities across the state, launched a refreshed strategic plan to effectively meet the needs of the state's workforce, its economy, and individual Texans. *Building a Talent Strong Texas* was adopted earlier this year, and staff continue to work closely with partners to develop tools and resources to support institutions in understanding and meeting the new goals.

Melissa Henderson, Chief of Staff and Executive Director for the Texas Higher Education Foundation, will provide this update and be available for questions.

## AGENDA ITEM VII-B

### Update on Texas Transfer Initiatives

RECOMMENDATION: No action required

#### Background Information:

Substantially improving transfer, particularly for students who are attending community colleges and plan to transfer to public four-year universities, remains a priority for the Texas Higher Education Coordinating Board.

Ms. Elizabeth Mayer, Assistant Commissioner for Academic and Health Affairs, will provide an update on the activities of the Texas Transfer Advisory Committee and other transfer initiatives of the agency.



## AGENDA ITEM VII-C

### Update on Program Approval

RECOMMENDATION: No action required

#### Background Information:

The obligation and opportunity to approve new educational programs (certificates and degrees) is one of the most significant duties undertaken by the Coordinating Board. The boundaries and processes for program approval are currently governed by statute, rule, policies, and forms.

This agenda items includes:

- An update on new academic program approval rule implementation.
- A draft revised program approval agenda item template.
- Academic and workforce programs that have been acted on since the last board meeting.
- Certificates of authorization that have been acted on since the last board meeting.

Ms. Elizabeth Mayer, Assistant Commissioner for Academic and Health Affairs, will present this item and be available for questions.

*DRAFT New Program Approval Agenda Item Template***AGENDA ITEM xx**

Consideration and possible action to approve the request from [institution] for a [degree title and designation].

RECOMMENDATION: Approval, beginning [fall /spring] of 20[XX]

**Program Summary**

[Provides a program summary that includes the expected launch date, proposed modality, unique features and focus of the program, rationale for program creation, and the expected accreditation date and accrediting body (if applicable)]

**Program Demand & Student Support**

Estimated average annual <i>per student</i> costs*	Resident: [xx] Non-resident: xx]
Estimated average <i>per student</i> annual financial support**	[xx]
Projected [state/regional] post-graduation first year annual earnings	[xx]
Number of existing similar Texas programs	[xx]
Minimum semester credit hour (SCH) required for completion	[xx SCH] beyond master's [xx SCH] beyond bachelor's

\*Student costs assume full-time enrollment and include tuition, fees, health insurance, course supplies and other annual expenses identified by the institution. Variable costs such as housing are not included.

\*\*Includes total annual financial support made available by the institution (scholarships, teaching assistantships, research assistantships, etc.) divided by the annual number of enrollments projected.

**Similar Programs**

Program Title & Designation	University	Region

### Labor Market Demand

[Provides a summary of key labor market information related to the program, anticipated employment sectors post-graduation, and a summary of any program-specific efforts related to preparation for the workforce and job placement.]

### Academic Quality/Site Visit Summary

[Provides information related to the academic quality and/or findings of the site visit reviewers that ensure students will receive high quality academic instruction.]

### Projected 5-Year Enrollments, Costs, and Funding

[Provides a summary of any major commitments in the first five years of the program such as significant numbers of faculty new hires, creation of new facilities, etc.]

	Year 1	Year 2	Year 3	Year 4	Year 5	5-Year Total
<b>Projected Cumulative Headcount</b>	xx	xx	xx	xx	xx	xx
<b>Estimated Total Costs</b>	\$ -	\$ -	\$ -	\$ -	\$ -	\$ -
<b>Estimated Total Funding</b>	\$ -	\$ -	\$ -	\$ -	\$ -	\$ -
<b>Net Funding</b>	\$ -	\$ -	\$ -	\$ -	\$ -	\$ -

**INSTITUTIONAL REQUESTS RELATED TO DEGREE AND CERTIFICATE PROGRAMS ACTED ON BY THE  
COMMISSIONER OR ASSISTANT COMMISSIONERS SINCE THE LAST BOARD MEETING**

March 1, 2023 – June 16, 2023

**NEW DEGREE AND CERTIFICATE PROGRAMS**

<b>Institution</b>	<b>Degree</b>	<b>Program</b>	<b>Date Approved</b>
<b>Community &amp; Technical Colleges</b>			
ACCD - PALO ALTO COLLEGE	AAS, Level 1 Certificate	WELDER/WELDING TECHNOLOGY	04/28/2023
AUSTIN COMMUNITY COLLEGE	CE Certificate	CNC MACHINIST APPRENTICESHIP PROGRAM	04/14/2023
BLINN COLLEGE	AS	AS HEALTH SCIENCES-NURSING	05/24/2023
CENTRAL TEXAS COLLEGE	AS	AS EARTH SCIENCE	06/15/2023
COLLEGE OF THE MAINLAND COMMUNITY COLLEGE DISTRICT	AAS	DENTAL HYGIENE	03/10/2023
DALLAS COLLEGE	AAS	ENTREPRENEURSHIP AAS	06/15/2023
DALLAS COLLEGE	AAS, Level 1 Certificate	PLUMBING TECHNOLOGY	05/05/2023
KILGORE COLLEGE	AAS, Level 1 Certificate	MANUFACTURING TECHNOLOGIES	03/24/2023
LAMAR INSTITUTE OF TECHNOLOGY	AAS	MEDICAL ASSISTANT	04/14/2023
LAMAR INSTITUTE OF TECHNOLOGY	AAS	NURSING	04/14/2023
LAMAR INSTITUTE OF TECHNOLOGY	AAS	PHYSICAL THERAPY ASSISTANT	04/14/2023
ODESSA COLLEGE	AAS	AAS RESPIRATORY CARE	06/06/2023
PARIS JUNIOR COLLEGE	AAS, Level 1 Certificate	AVIATION MAINTENANCE TECHNOLOGY - AIRFRAME MECHANIC (AAS)	05/05/2023
SAN JACINTO COLLEGE DISTRICT	AAS	BIOMANUFACTURING	05/24/2023
SAN JACINTO COLLEGE DISTRICT	AAS	ENGINEERING TECHNOLOGY	05/05/2023
SOUTHWEST TEXAS COLLEGE	AAS, Level 1 Certificate	AAS CYBERSECURITY SPECIALIST	05/05/2023

TARRANT COUNTY COLLEGE DISTRICT	CE Certificate	CARDIAC ELECTROPHYSIOLOGY	05/25/2023
TEMPLE COLLEGE	AAS	AAS CARDIAC SONOGRAPHY	05/25/2023
TEMPLE COLLEGE	AAT	AAT MATHEMATICS	04/14/2023
TEMPLE COLLEGE	AAT	AAT SCIENCE	04/14/2023
TEMPLE COLLEGE	Leve 2 Certificate	VASCULAR SONOGRAPHY	05/05/2023
TEXARKANA COLLEGE	AAS, Level 1 Certificate	AAS IN AVIATION MECHANICS TECHNOLOGY	04/14/2023
WEATHERFORD COLLEGE	AAS	AGRIBUSINESS	06/15/2023

Universities & Health-Related			
UNIVERSITY OF HOUSTON	PHD	COMPUTER ENGINEERING	4/27/2023
UNIVERSITY OF HOUSTON	BS	INTEGRATED SCIENCES	5/22/2023
UNIVERSITY OF HOUSTON	BS	ATMOSTPHERIC SCIENCE	5/22/2023
UNIVERSITY OF TEXAS AT AUSTIN	MSLA	LANDSCAPE ARCHITECTURE	5/15/2023
UNIVERSITY OF TEXAS AT AUSTIN	MPL	PUBLIC LEADERSHIP	5/10/2023
UNIVERSITY OF TEXAS AT SAN ANTONIO	PHD	CHEMICAL ENGINEERING	4/27/2023
UNIVERSITY OF TEXAS AT EL PASO	Certificate		6/15/2023

### PHASE-OUT OF PROGRAMS

Institution	Degree	Program	Phase out Date
Community & Technical Colleges			
ACCD - NORTHWEST VISTA COLLEGE	AAS, Advanced Technical Certificate	CLINICAL RESEARCH COORDINATOR ASSOCIATE OF APPLIED SCIENCE	08/31/2026

ACCD - NORTHWEST VISTA COLLEGE	AAS, Level 1 Certificate, OSA	CUSTOMER SERVICE/SALES OPERATIONS	08/31/2026
ACCD - NORTHWEST VISTA COLLEGE	AAS, Level 1 Certificate, Advanced Technical Certificate	NANOENGINEERING AND NANOBIO TECHNOLOGY	08/31/2026
ACCD - NORTHWEST VISTA COLLEGE	AAS, Level 2 Certificate, OSA	WATER RESOURCE SCIENCE	08/31/2026
ACCD - NORTHWEST VISTA COLLEGE	Level 1 Certificate	CERTIFICATE, SEMICONDUCTOR MATERIALS TECHNOLOGY	08/31/2026
ALVIN COMMUNITY COLLEGE	AAS, Advanced Technical Certificate	DIAGNOSTIC CARDIOVASCULAR SONOGRAPHY - PEDIATRIC ECHOCARDIOGRAPHY	06/01/2026
CENTRAL TEXAS COLLEGE	Level 1 Certificate	COMPUTER SYSTEMS TECHNICIAN	01/01/2026
CENTRAL TEXAS COLLEGE	Level 1 Certificate	TELECOMMUNICATIONS TECHNICIAN	01/01/2026
CENTRAL TEXAS COLLEGE	Level 2 Certificate	AGRICULTURAL INDUSTRIES	01/01/2026
COLLIN COUNTY COMMUNITY COLLEGE DISTRICT	AAS, Level 1 Certificate	SALES AND AGENCY TRACK	08/31/2026
COLLIN COUNTY COMMUNITY COLLEGE DISTRICT	Level 1 Certificate	ADVANCED COMPUTER-AIDED DRAFTING AND DESIGN	08/31/2026
COLLIN COUNTY COMMUNITY COLLEGE DISTRICT	Level 2 Certificate	INSURANCE INDUSTRY	08/31/2026
DALLAS COLLEGE	AAS	INTERNET DEVELOPMENT TECHNOLOGIES AAS	08/31/2026
DALLAS COLLEGE	Advanced Technical Certificate	DIGITAL FORENSIC ANALYST ADVANCED TECHNICAL CERTIFICATE	08/31/2026
DALLAS COLLEGE	Level 1 Certificate	COMPUTER INFORMATION TECHNOLOGY--BASIC WEB PRODUCTION CERTIFICATE	08/31/2026

DALLAS COLLEGE	Level 1 Certificate	COMPUTER INFORMATION TECHNOLOGY--PERSONAL COMPUTER USER CERTIFICATE	08/31/2026
DALLAS COLLEGE	Level 1 Certificate	COMPUTER INFORMATION TECHNOLOGY--SQL SERVER CERTIFICATE	08/31/2026
DALLAS COLLEGE	Level 1 Certificate	COMPUTER INFORMATION TECHNOLOGY--TECHNOLOGY SUPPORT CERTIFICATE	08/31/2026
DALLAS COLLEGE	Level 1 Certificate	COMPUTER INFORMATION TECHNOLOGY--UNIX ADMINISTRATOR/CLOUD COMPUTING CERTIFICATE	08/31/2026
DALLAS COLLEGE	Level 1 Certificate	COMPUTER INFORM SYSTEMS--MOBILE APPLICATIONS DEVELOPER CERTIFICATE	08/31/2026
DALLAS COLLEGE	Level 1 Certificate	COMPUTER INFORM TECHNOLOGY--MULTI- PLATFORM APPLICATIONS DEVELOPER CERTIFICATE	08/31/2026
DALLAS COLLEGE	Level 1 Certificate	COMPUTER INFORMATION TECHNOLOGY -- PROGRAMMER LEVEL I CERTIFICATE	08/31/2026
DALLAS COLLEGE	Level 1 Certificate	COMPUTER INFORMATION TECHNOLOGY--LINUX SYSTEM ADMINISTRATOR LEVEL I CERTIFICATE	08/31/2026
DALLAS COLLEGE	Level 1 Certificate	COMPUTER INFORMATION TECHNOLOGY--SOFTWARE PROGRAMMER/DEVELOPER ASSISTANT CERTIFICATE	08/31/2026
DALLAS COLLEGE	Level 1 Certificate	COMPUTER INFORMATION TECHNOLOGY--VISUAL STUDIO DEVELOPER CERTIFICATE	08/31/2026
DALLAS COLLEGE	Level 1 Certificate	COMPUTER INFORMATION TECHNOLOGY--VISUAL	08/31/2026

		STUDIO ENTERPRISE DEVELOPER CERTIFICATE	
DALLAS COLLEGE	Level 1 Certificate	COMPUTER INFORMATION TECHNOLOGY--VISUAL STUDIO PROFESSIONAL DEVELOPER CERTIFICATE	08/31/2026
DALLAS COLLEGE	Level 1 Certificate	CONVERGENCE TECHNOLOGY INTERN LEVEL I CERTIFICATE	08/31/2026
DALLAS COLLEGE	Level 1 Certificate	FOOD AND HOSPITALITY FOUNDATIONS LEVEL I CERTIFICATE	08/31/2026
DALLAS COLLEGE	Level 1 Certificate	INTERNET DEVELOPMENT TECHNOLOGIES-- INTERACTIVE MEDIA DEVELOPMENT CERTIFICATE	08/31/2026
DALLAS COLLEGE	Level 1 Certificate	INTERNET DEVELOPMENT TECHNOLOGIES--OS ADMINISTRATION CERTIFICATE	08/31/2026
DALLAS COLLEGE	Level 1 Certificate	INTERNET DEVELOPMENT TECHNOLOGIES--WEB APPLICATION DEVELOPMENT CERTIFICATE	08/31/2026
DALLAS COLLEGE	Level 2 Certificate	COMPUTER INFORMATION TECHNOLOGY--PERSONAL COMPUTER SPECIALIST CERTIFICATE	08/31/2026
DALLAS COLLEGE	Level 2 Certificate	COMPUTER INFORMATION TECHNOLOGY -- OPEN SOURCE CERTIFICATE	08/31/2026
DALLAS COLLEGE	Level 2 Certificate	COMPUTER INFORMATION TECHNOLOGY--WEB PRODUCTION AND DESIGN CERTIFICATE	08/31/2026
DALLAS COLLEGE	Level 2 Certificate	CONVERGENCE TECHNOLOGY TECHNICIAN LEVEL II CERTIFICATE	08/31/2026
DALLAS COLLEGE	Level 2 Certificate	INTERNET DEVELOPMENT TECHNOLOGIES--ADVANCED	08/31/2026



		WEB APPLICATION DEVELOPMENT CERTIFICATE	
SOUTH PLAINS COLLEGE	Level 1 Certificate	CYBER SECURITY CERTIFICATE	08/31/2026
TEMPLE COLLEGE	Advanced Technical Certificate	SONOGRAPHY NON-INVASIVE VASCULAR TECHNOLOGY	01/01/2026

<b>Universities &amp; Health-Related</b>			
N/A			

**CERTIFICATES OF AUTHORIZATION**

<b>Non-Public and Out-of-State Institution</b>	<b>Authorization Type</b>	<b>Certificate of Authorization Issue Date</b>
The Vocational Nursing Institute, Inc.		
University of Massachusetts Global		
North American University		
University of Phoenix		
Remington College		
Fairfield University		

## AGENDA ITEM VII-D

Consideration and possible action to acknowledge gifts and donations to the Board

RECOMMENDATION: Approval

Background Information:

The Board will consider the acceptance of gifts and donations to the Board.

Nichole Bunker-Henderson, General Counsel, will be available to answer questions.

The following gifts and donations have been provided to the agency since the April 2023 Quarterly Board Meeting. This Board must vote to accept these gifts or donations.

<b>Date Received</b>	<b>Gift or Donation</b>	<b>Funding Source</b>	<b>Donor</b>	<b>Estimated Value</b>
04.10.23	Michelle Milner	Texas Higher Education Foundation	Texas Higher Education Foundation	\$31,700
04.10.23	Mike Mathieu	Bill and Melinda Gates Foundation	Texas Higher Education Foundation	\$4,550
04.10.23	Kai Turner	Bill and Melinda Gates Foundation	Texas Higher Education Foundation	\$4,550
04.20.23	Texas Creative	Texas Higher Education Foundation	Texas Higher Education Foundation	\$178,000
05.04.23	Dr. Colin Chellman	Strada	Texas Higher Education Foundation	\$10,000
05.05.23	Mustard LLC	Bill and Melinda Gates Foundation	Texas Higher Education Foundation	\$75,030
05.25.23	Ashley Bliss Lima	Greater Texas Foundation	Texas Higher Education Foundation	\$24,300
05.26.23	Unrestricted Funds	American Council on Education	American Council on Education	\$5,000

## AGENDA ITEM VII-E

### Discussion and possible action on approved institutional accreditors and study of accreditors

RECOMMENDATION: Approve the Coordinating Board to conduct a study of institutional accreditors

#### Background Information:

The Commissioner will present an overview of legislation proposed during the 88th legislative session to authorize Texas institutions of higher education to use additional accrediting agencies other than those specified in the Education Code currently. This item presents the opportunity to discuss the Board's authority to approve by rule additional accreditors for two and four year public institutions.

The Commissioner will also discuss a legislative request for the agency to conduct a study regarding the costs and benefits of transition to an alternative accrediting agency. The recommendation is to conduct the requested study.

## AGENDA ITEM VII-F

Update on procurement of vendor to service student loan origination and servicing

RECOMMENDATION: No action required

Background Information:

The board may discuss this item in executive session pursuant to Texas Government Code, Section 551.071

Dr. Charles W. Contéro-Puls, Assistant Commissioner for Student Financial Aid Programs, will present this item and be available to answer questions.

## AGENDA ITEM VIII-A

### Committee chair's overview

Mr. S. Javaid Anwar, chair of the Committee on Innovation, Data, and Educational Analytics, will provide the Board an overview of the items on the agenda.

## AGENDA ITEM VIII-B

### Consideration and possible action to appoint members to the Standing Advisory Committee for Public Junior Colleges

RECOMMENDATION: Approval

#### Background Information:

The 88th Texas Legislature, Regular Session, passed House Bill 8 (HB 8) which overhauls the community college funding system and will bolster community colleges' roles in meeting emerging workforce needs. The legislation removed public junior colleges from the Formula Advisory Committee structure established under Texas Education Code, Section 61.059(b), requiring instead a "standing advisory committee composed of representatives of public junior colleges to provide advice and counsel to the coordinating board with respect to the funding of public junior colleges" under Texas Education Code 130.001(b).

Rules governing this new Standing Advisory Committee will be presented to the board for consideration at its August meeting per the emergency rulemaking authority granted under HB 8. In advance of that meeting, the proposed list of SAC committee members is provided for appointment by the Board.

Emily Cormier, Assistant Commissioner for Funding, will present this item and be available to answer questions.

### Standing Advisory Committee for Public Junior Colleges

The 88th Texas Legislature, Regular Session passed House Bill 8 (HB 8) which overhauls the community college funding system and will bolster community colleges' roles in meeting emerging workforce needs. The legislation removed public junior colleges from the Formula Advisory Committee structure established under Texas Education Code, Section 61.059(b), requiring instead a "standing advisory committee composed of representatives of public junior colleges to provide advice and counsel to the coordinating board with respect to the funding of public junior colleges" under Texas Education Code 130.001(b).

Rules governing this new Standing Advisory Committee (SAC) will be presented to the board for consideration at its August meeting per the emergency rulemaking authority granted under HB 8. The following sections describe components of the SAC as provided under the draft rules.

**Composition.** The SAC will include up to 12 representatives and senior administrators of community colleges, including representatives of each accountability group and of college CEOs, Chief Financial Officers, Chief Academic Officers (Provosts), and institutional researchers or other experts, appointed by the Board to staggered three-year terms. The Commissioner of Higher Education (Commissioner) recommends members and selects the presiding officer.

**Core Duties.** The SAC will study and provide counsel and recommendations regarding the formulas, administration, and other components of the Public Junior College Finance Program established by HB 8 and carry out other charges issues by the Board or Commissioner. The committee reports on its activities and recommendations to the Commissioner by May 15 of each year.

Individuals shown in the following table are recommended for nomination to the SAC and have been set to terms that create a staggered three-year term limit.



### Standing Advisory Committee for Public Junior Colleges

Name/Title	Institution	Accountability Group	Term Ends June 1
<b>Dr. William Serrata</b> President	El Paso Community College District	Very Large Colleges	2026
<b>Ms. Teri Zamora</b> Vice Chancellor of Fiscal Affairs	San Jacinto College District	Very Large Colleges	2025
<b>Dr. Jenna Cullinane Hege</b> Vice Chancellor for Institutional Research & Analytics	Austin Community College	Very Large Colleges	2026
<b>Ms. Jennifer Mott</b> Chief Financial Officer	Lone Star College System	Very Large Colleges	2024
<b>Mr. Chris Sullivan</b> Chief Financial Officer	Angelina College	Medium Colleges	2024
<b>Mr. Tex Buckhaults</b> President	Clarendon College	Small Colleges	2026
<b>Dr. Pam Anglin</b> President	Paris Junior College	Medium Colleges	2025
<b>Dr. Brent Wallace</b> Chancellor	North Central Texas College	Large Colleges	2025
<b>Dr. Leonard Rivera</b> Associate Vice President, Continuing Education & Off-Campus Programs	Del Mar College	Large Colleges	2025
<b>Dr. Jeremy McMillen</b> President	Grayson College	Medium Colleges	2024
<b>Ms. Brenda Claxton</b> Chief Financial Officer	Howard College District	Small Colleges	2024
<b>Mr. Ray Martinez</b> President and Chief Executive Officer	Texas Association of Community Colleges	N/A (Representative)	2026

## AGENDA ITEM VIII-C

### Consideration and possible action to approve the recommended appointments to the General Academic Institutions Formula Advisory Committee

RECOMMENDATION: Approval

#### Background Information:

Texas Education Code, Section 61.059(b) requires the Texas Higher Education Coordinating Board (THECB) to “devise, establish, and periodically review and revise formulas for the use of the governor and the Legislative Budget Board in making appropriations recommendations to the legislature for institutions of higher education. As a specific element of the periodic review, the board shall study and recommend changes in the funding formulas based on the role and mission statements of those institutions of higher education. In carrying out its duties under this section, the board shall employ an ongoing process of committee review and expert testimony and analysis.”

To assist in this process, advisory committees are established to prepare recommendations to the Board. In each summer of odd-numbered years, two committees are convened: the General Academic Institutions, Technical Colleges, and Lamar State Colleges Formula Advisory Committee and the Health-Related Institutions Formula Advisory Committee. As part of recent legislative changes enacted for community colleges, the former Community and Technical Colleges Formula Advisory Committee is no longer in existence and has been replaced by the Standing Advisory Committee for Public Junior Colleges. The state and technical colleges are now included in the committee for the general academic institutions and the committee will include representatives from those higher education sectors.

Texas Education Code, Section 61.059(b-1) requires:

- 1) the Commissioner of Higher Education to solicit recommendations for the committee's membership from the chancellor of each university system and from the president of each institution of higher education that is not a component of a university system; and
- 2) the Board to appoint representatives of a cross-section of institutions representing each of the institutional groupings under the Board's accountability system.

The proposed list of committee members is provided.

Emily Cormier, Assistant Commissioner for Funding, will be available to answer questions.

### **Formula Advisory Committees for the 2026-27 Biennium**

Texas Education Code, Section 61.059(b) requires the Texas Higher Education Coordinating Board (THECB) to “devise, establish, and periodically review and revise formulas for the use of the governor and the Legislative Budget Board in making appropriations recommendations to the legislature for institutions of higher education...As a specific element of the periodic review, the board shall study and recommend changes in the funding formulas based on the role and mission statements of those institutions of higher education. In carrying out its duties under this section, the board shall employ an ongoing process of committee review and expert testimony and analysis.”

To assist in this process, advisory committees are established to prepare recommendations to the board of the THECB. In each summer of odd-numbered years, two committees are convened: the General Academic Institutions, Technical Colleges, and Lamar State Colleges Formula Advisory Committee and the Health-Related Institutions Formula Advisory Committee. As part of recent legislative changes enacted for community colleges, the former Community and Technical Colleges Formula Advisory Committee is no longer in existence and has been replaced by the Standing Advisory Committee for Public Junior Colleges. The state and technical colleges are now included in the committee for the general academic institutions and the committee will include representatives from those higher education sectors.

Individuals shown in each of the committees include the existing members and terms, new members recommended for appointment to complete a vacant term, and new members nominated for a six-year term to end in 2028.

**General Academic Institutions, Technical Colleges, and Lamar State Colleges  
Formula Advisory Committee**

<b>Name &amp; Term Expiration</b>	<b>Institution</b>	<b>Accountability Group</b>
<b>Bonnie Albright</b> (2024) Associate Vice President for Finance & Operations	Sul Ross State University	Master's
<b>*Rana Askins</b> (2024) Associate Vice President - Budget & Finance	Texas Woman's University	Doctoral
<b>Dr. Loren Blanchard</b> (2024) President	University of Houston-Downtown	Master's
<b>Susan Brown</b> (2024) AVP for Strategic Analysis & Institutional Reporting	The University of Texas Rio Grande Valley	Doctoral
<b>Emily Deardorff</b> (2028) Assistant Vice Chancellor for Government Relations	University of North Texas System (representing the University of North Texas)	Emerging Research
<b>Joseph Duron</b> (2026) Chief Administrative Officer	Texas A&M University System (representing Texas A&M University)	Research
<b>Daniel Harper</b> (2024) Vice Chancellor & CFO	Texas State University System (representing Sul Ross State University – Rio Grande College)	Master's
<b>Dr. James Hurley</b> (2026) Chief Executive Officer and President	Tarleton State University	Comprehensive
<b>Judi Kruwell</b> (2028) Interim VP for Finance and Administration	Stephen F. Austin State University	Comprehensive
<b>Veronica Salazar</b> (2028) VP for Business Affairs	The University of Texas at San Antonio	Emerging Research
<b>Noel Sloan</b> (2026) Senior VP and CFO	Texas Tech University	Emerging Research
<b>*Chad Wooten</b> (2026) Vice Chancellor and Chief Financial Officer	Texas State Technical College	Technical Colleges
<b>*Wendy Elmore</b> (2026) Provost and Executive Vice President	Lamar State College Orange	State Colleges

\*Individual is nominated to replace a member for the remainder of an existing term.

## AGENDA ITEM VIII-D

### Consideration and possible action to approve the recommended appointments to the Health-Related Institutions Formula Advisory Committee

RECOMMENDATION: Approval

#### Background Information:

Texas Education Code, Section 61.059(b) requires the Texas Higher Education Coordinating Board (THECB) to “devise, establish, and periodically review and revise formulas for the use of the governor and the Legislative Budget Board in making appropriations recommendations to the legislature for institutions of higher education...As a specific element of the periodic review, the board shall study and recommend changes in the funding formulas based on the role and mission statements of those institutions of higher education. In carrying out its duties under this section, the board shall employ an ongoing process of committee review and expert testimony and analysis.”

To assist in this process, advisory committees are established to prepare recommendations to the Board of the THECB (Board). In each summer of odd-numbered years, two committees are convened: the General Academic Institutions, Technical Colleges, and Lamar State Colleges Formula Advisory Committee and the Health-Related Institutions Formula Advisory Committee.

Texas Education Code, Section 61.059(b-1) requires:

- 1) the Commissioner of Higher Education to solicit recommendations for the committee's membership from the chancellor of each university system and from the president of each institution of higher education that is not a component of a university system; and
- 2) the Board to appoint representatives of a cross-section of institutions representing each of the institutional groupings under the Board's accountability system.

The proposed list of Health-Related Institutions committee members is provided.

Emily Cormier, Assistant Commissioner for Funding, will be available to answer questions.

### **Formula Advisory Committees for the 2024-25 Biennium**

Texas Education Code, Section 61.059(b) requires the Texas Higher Education Coordinating Board (THECB) to “devise, establish, and periodically review and revise formulas for the use of the governor and the Legislative Budget Board in making appropriations recommendations to the legislature for all institutions of higher education...As a specific element of the periodic review, the board shall study and recommend changes in the funding formulas based on the role and mission statements of those institutions of higher education. In carrying out its duties under this section, the board shall employ an ongoing process of committee review and expert testimony and analysis.”

To assist in this process, advisory committees are established each summer of odd-numbered years to prepare recommendations to the board of the THECB (Board). On June 6, 2023, a request for nominations was sent to all chancellors and presidents of the public higher education institutions as required by Texas Education Code, Section 61.059(b-1). Nominations have been received and are presented to the Board to appoint representatives of a cross-section of institutions representing each of the institutional groupings under the Board's accountability system. Nominees are appointed for a three-biennium term. If an appointee leaves the institution or requests to be removed from the committee, a replacement will be nominated to serve the remaining term.

Individuals shown in each of the committees include the existing members and terms, new members recommended for appointment to complete a vacant term, and new members nominated for a six-year term to end in 2028.

The following individuals are nominated to serve the terms as displayed below. This creates a rolling six-year term for the committee.

**Health Related Institutions Formula Advisory Committee  
for the 2026-2027 Biennium**

<b>Name</b>	<b>Institution</b>
<b>Angelica Marin-Hill (2026)</b> Vice President for Government Affairs and Policy	The University of Texas Southwestern Medical Center 5323 Harry Hines Blvd. Dallas, TX 75390-9131
<b>Lauren Sheer (2028)</b> Vice President, Legislative Affairs	The University of Texas Medical Branch at Galveston 301 University Blvd. Galveston, TX 77555-0126
<b>Michael Tramonte (2026)</b> Senior Vice President and Chief Financial Officer	The University of Texas Health Science Center at Houston PO Box 20036 Houston, TX 77030
<b>Ginny Gomez-Leon (2024)</b> Vice President and Chief Financial Officer	The University of Texas Health Science Center at San Antonio 7703 Floyd Curl Drive San Antonio, TX 78229-3900
<b>Tomas Guajardo (2026)</b> Associate Vice President	The University of Texas M. D. Anderson Cancer Center 1515 Holcombe Blvd., Box 95 Houston, TX 77030
<b>Natalie Harms (2028)</b> Vice President of Finance	The University of Texas Health Science Center at Tyler 11937 US Hwy 271 Tyler, TX 75708
<b>Jeff Burton (2024)</b> Associate Vice President and Chief Financial Officer	Texas A&M University System Health Science Center Clinical Building 1, Ste 4130 8441 State Hwy 47 Bryan, TX 77807
<b>Chuck Fox (2026)</b> Vice President for Finance and Planning	University of North Texas Health Science Center 3500 Camp Bowie Blvd. Fort Worth, TX 76107-2644
<b>Penny Harkey (2026)</b> Executive Vice President and Chief Financial Officer	Texas Tech University Health Sciences Center 3601 4th Street Lubbock, TX 79430
<b>Richard A. Lange, MD (2026)</b> President	Texas Tech University Health Sciences Center-El Paso 5001 El Paso Dr., Suite 3200 El Paso, TX 79905
<b>Dr. Michael Morrey (2028)</b> Chief Administrative Officer	The University of Texas at Austin Dell Medical School 1912 Speedway Austin, TX 78712
<b>Michael Mueller (2028)</b> Executive VP for Finance and Business Affairs and CFO	The University of Texas Rio Grande Valley School of Medicine 2102 Treasure Hills Blvd. Harlingen, TX 78550
<b>Dr. Diane Chase (2028)</b> Senior Vice President for Academic Affairs and Provost	University of Houston College of Medicine 4302 University Dr., Room 204 S2019 Houston, TX 77204
<b>Amanda Withers (2028)</b> Chief Financial Officer and Senior Vice President for Operations	Sam Houston State University College of Osteopathic Medicine 925 City Central Ave. Conroe, TX 77304

\*the year listed after the name is the term expiration

## AGENDA ITEM VIII-E

### Consideration and possible action to approve the recommended appointments to the Financial Aid Advisory Committee

RECOMMENDATION: Appoint Members

#### Background Information:

In accordance with Texas Education Code, Section 61.0776, and Texas Government Code, Section 2110.0012, the Financial Aid Advisory Committee (FAAC) was created to make recommendations regarding the development, implementation, and evaluation of state financial aid programs for college students. To strengthen student access to higher education, the committee also advises the Board regarding strategies for communicating financial aid information to students, parents, secondary school counselors, and others.

The FAAC consists of individuals representing public and private institutions of higher education, public school counselors, and other stakeholders. All members of the advisory committee have student financial aid, admissions, or enrollment experience. The FAAC meets quarterly, and most members serve for a term of three years.

The recommended appointments will replace outgoing members whose terms have expired and expand institutional and regional representation. Agency staff and the FAAC Chair, Vice Chair, and Past Chair reviewed the nominations submitted by institutional chancellors and presidents and other stakeholders. A list of the candidates recommended for appointment to the FAAC appears on the following page.

DeChà Reid, Senior Director for Student Financial Aid Programs, will be available to answer questions.



**Recommended new 2023 Financial Aid Advisory Committee members:**

Rebeca Moreno-Adorno  
Assistant Director of Performance and Analytics  
Texas Christian University  
**(Term ending 2026)**

Mary Escobar  
Associate Director, Financial Aid  
Angelo State University  
**(Term ending 2026)**

Amy Wilson  
Director of Financial Aid and Scholarships  
Sam Houston State University  
**(Term ending 2025 to serve the remainder of unexpired term due to Reginald Brazzle vacating his position on the committee)**

Beth Tolan  
Assistant Vice President for Financial Aid  
University of North Texas  
**(Term ending 2026)**

Heather Fountain  
Associate Director  
Texas A&M University  
**(Term ending 2026)**

Jackie Kelley  
Director of Financial Aid & Scholarships  
Kilgore College  
**(Term ending 2026)**

Tonya Richardson-Dean  
Director of Financial Aid & Veterans Services  
Trinity Valley Community College  
**(Term ending 2026)**

Michelle Hill  
Director of Student Financial Aid  
Alamo Colleges District  
**(Term ending 2026)**

Erica Denae Ramos  
Financial Aid Officer & College Prep Counselor  
Pharr-San Juan-Alamo ISD  
**(Term ending 2026)**

Denise Welch President-Elect TASFAA  
**(Nominated for a one-year term as the TASFAA representative.)**

## AGENDA ITEM VIII-F

Consideration and possible action to approve the “Report on Student Financial Aid in Texas Higher Education, Fiscal Year 2022” (General Appropriations Act, Senate Bill 1, Article III, Section 24, 87th Texas Legislature)

RECOMMENDATION: Approval

### Background Information:

General Appropriations Act, Senate Bill 1, Article III, Section 24, 87th Texas Legislature, directs the Texas Higher Education Coordinating Board (THECB) to prepare an annual report concerning student financial aid at Texas public and independent institutions of higher education. Following Board adoption, the report will be forwarded to the Legislative Budget Board no later than August 15, 2023. The report provides a summary of student financial aid in Texas.

Dr. Charles W. Contéro-Puls, Deputy Assistant Commissioner for Student Financial Aid Programs, will be available to answer questions.

## AGENDA ITEM VIII-G (1)

Consideration and possible action to amend Board Rules, Texas Administrative Code, Chapter 22, Subchapter A, Section 22.6, concerning General Provisions

RECOMMENDATION: Approval

### Background Information:

The proposed amendment provides the Coordinating Board the flexibility to respond to unforeseen exigent circumstances that may otherwise significantly impact students' ability to meet the financial aid priority deadline. Specifically, the Commissioner may delay the financial aid application priority deadline for a specific aid cycle, if the Commissioner determines that the ability of students to meet the deadline will be significantly impaired by a natural disaster, federal financial aid development, or other unforeseen exigent circumstance. Any delay would be determined in consultation with representatives of the financial aid community.

The benefit anticipated from the proposed amendment will be allowing the Coordinating Board the flexibility to respond to unforeseen exigent circumstances that may otherwise significantly impact students' ability to meet the financial aid priority deadline.

Dr. Charles W. Contéro-Puls, Assistant Commissioner for Student Financial Aid Programs, will be presenting this item and be available to answer questions.

Date Published in the *Texas Register*: April 28, 2023.

The 30-day comment period with the *Texas Register* ended on: May 27, 2023.

**Comment:** There were two comments received supporting this change.

CHAPTER 22 STUDENT FINANCIAL AID PROGRAMSSUBCHAPTER A GENERAL PROVISIONS

## §22.6. Applying for State Financial Aid.

## (a) Priority deadline:

(1) All general academic teaching institutions shall use January 15 as the priority application deadline to receive state financial aid.

(2) The priority deadline is not to serve as a determination of eligibility for state financial aid, but otherwise eligible students who apply on or before the deadline shall be given priority consideration for available state financial aid before other applicants.

(3) If the Commissioner determines that the ability of students to meet the deadline will be significantly impaired by a natural disaster, federal financial aid development, or other unforeseen exigent circumstance, the Commissioner may delay the priority deadline for a specific aid cycle, after consultation with representatives of the financial aid community. The updated priority deadline will be immediately published on THECB's public website.

## (b) Texas Application for State Financial Aid (TASFA):

(1) The TASFA collects data necessary for determining state financial aid eligibility for those applicants classified as Texas residents, as outlined in Chapter 21, Subchapter B of this Part, who are not eligible to apply for federal financial aid using the Free Application for Federal Student Aid.

(2) Beginning with the financial aid application cycle for academic year 2023-2024 and thereafter, the online TASFA available through the ApplyTexas website is the sole, acceptable online TASFA. All institutions participating in financial aid programs covered by this chapter must accept the data generated by the completion of this online TASFA.

(3) Beginning with the financial aid application cycle for academic year 2023-2024 and thereafter, the TASFA document available through the ApplyTexas website is the sole, acceptable printable version of the TASFA, which institutions may accept from applicants who do not have access to the necessary technology to complete the online TASFA.

(4) An institution is not prohibited from requiring an applicant to submit additional information to accompany the data received via the TASFA.

(c) Authority for this section is provided in Texas Education Code, Chapter 56, Section 56.008 and Chapter 61, Section 61.07762.

## AGENDA ITEM X-A

### Committee Chair's overview

Ms. Donna Williams, Chair of the Committee on Academic and Workforce Success, will provide the Board an overview of the items on the agenda.

## AGENDA ITEM X-B

Consideration and possible action to adopt the recommendation relating to the January 2023 Annual Compliance Reports for institutions under a Certificate of Authorization (Names beginning with “A” through “O”)

RECOMMENDATION: Approval

### Background Information:

Starting in January 2014, under Chapter 7, Subchapter A, Section 7.7 of Coordinating Board rules, institutions operating under a Certificate of Authorization are required to submit an annual compliance report to ensure continued compliance of institutions’ operations in Texas. The compliance reports include documentation on accreditation status, degree programs being offered, publications, student complaint policies, and financial viability. This requirement was instituted after the U.S. Department of Education found another state’s “licensure by accreditation” to be lacking in proper oversight of institutions operating in that state. Since the Certificate of Authorization is similarly based in part on accreditation by a recognized accreditor, proactive measures were taken to ensure Texas had enough review and oversight of institutions operating under a Certificate of Authorization. The annual compliance review report also provides a means for staff to confirm that information about an institution is current in the Texas Higher Education Coordinating Board’s files and publications.

Institutions with names beginning with “A” through “O” were required to submit their reports by January 15, 2023. Institutions with names beginning with “P” through “Z” are required to submit their reports by July 15, 2023. An institution receiving its first Certificate of Authorization less than six months prior to the report due date was not asked to submit an annual report because the information was deemed up to date. Following is a summary of the status of all institutions that were required to report in the January 2023 reporting cycle.

Elizabeth Mayer, Assistant Commissioner for Academic and Health Affairs, will be available to answer questions.

July 2023 Report to Texas Higher Education Coordinating Board  
Status of Institutions (A-O) under a Certificate of  
Authorization

Background:

Starting in January 2014, institutions operating under a Certificate of Authorization are required to submit an annual compliance report. Institutions with names beginning with “A” through “O” are required to submit their reports by January 15 each year. An institution receiving its first Certificate of Authorization less than six months prior to the report due date was not asked to submit an annual report because the information was deemed up to date.

Following are the statuses of all institutions under the January 15, 2023, reporting deadline:

**Institutions in compliance with THECB rules, including annual compliance reporting – Operating in Texas under current Certificates of Authorization**

Institutions with a physical campus in Texas:

A.T. Still University - School of Osteopathic Medicine	Arlington Baptist University
American College of Acupuncture and Oriental Medicine	Auguste Escoffier School of Culinary Arts
American InterContinental University	California State University - Northridge
American University - Dallas	Dallas Christian College
American University - Irving	Interactive College of Technology - Houston Gessner
AOMA Graduate School of Integrative Medicine	Interactive College of Technology - Houston Greenspoint
Arizona College of Nursing	Interactive College of Technology - Pasadena

- |  |   |
|--|---|
| • A.T. Still University - School of Osteopathic Medicine | • Arlington Baptist University              |
| • American College of Acupuncture and Oriental Medicine  | • Auguste Escoffier School of Culinary Arts |
| • American InterContinental University                   | • California State University - Northridge  |



- American University - Dallas
- American University - Irving
- AOMA Graduate School of Integrative Medicine
- Arizona College of Nursing
- Dallas Christian College
- Interactive College of Technology - Houston Gessner
- Interactive College of Technology - Houston Greenspoint
- Interactive College of Technology - Pasadena

Out-of-state institutions authorized to provide field-based learning in Texas (clinicals, internships):

B. H. Carroll Theological Institute	MIAT College of Technology
Culinary Institute Lenotre-Houston	New England College - Dallas College Brookhaven
Culinary Institute of America - San Antonio	New England College - Eastfield College
KD Conservatory College of Film and Dramatic Arts	New England College - Richland College
Lamson Institute	North American University

**Institutions that have submitted annual compliance reports but need to provide missing information before they are fully in compliance.**

Institutions with a physical campus in Texas:

- B. H. Carroll Theological Institute
- Culinary Institute Lenotre-Houston
- Culinary Institute of America - San Antonio
- KD Conservatory College of Film and Dramatic Arts
- Lamson Institute
- MIAT College of Technology
- New England College - Dallas College Brookhaven
- New England College - Dallas College Eastfield
- New England College - Dallas College Richland
- North American University

Out-of-state institutions authorized to provide field-based learning in Texas (clinicals, internships):

OOS

No Institutions

**Institutions that have submitted annual compliance reports but are still under review.**

Institutions with a physical campus in Texas:

- |  |  |
|--|--|
| • Baptist Health System School of Health Professions                   | • Dallas International University                            |
| • Baptist Hospitals of Southeast Texas School of Radiologic Technology | • Denver College of Nursing                                  |
| • Baptist University of the Americas - San Antonio                     | • Devry University - Austin                                  |
| • Center For Advanced Legal Studies - Houston                          | • Devry University - Illinois                                |
| • Chamberlain University   | • Devry University - Irving                                  |
| • Chamberlain University - Houston                                     | • Devry University - San Antonio                             |
| • Chamberlain University - Irving                                      | • ECPI University  |
| • Chamberlain University - Pearland                                    | • Embry-Riddle Aeronautical University - Fort Worth Alliance |
| • Chamberlain University - San Antonio                                 | • Ferris State University - The Woodlands                    |
| • Columbia College - Fort Worth Desert Storm                           | • Fortis College - Houston South                             |
| • Columbia College - Mesquite (Buckner)                                | • Fortis Institute - Houston                                 |
| • Columbia College - Mesquite (Motley)                                 | • Galen College of Nursing - Austin                          |

- Commonwealth Institute of Funeral Service - Houston
- Concorde Career College - Dallas
- Concorde Career College - Grand Prairie
- Concorde Career College - San Antonio
- Cornell University - Dallas
- Cornell University - Houston
- Dallas Institute of Funeral Service
- Galen College of Nursing - San Antonio
- Hallmark University - San Antonio
- Hallmark University, College of Aeronautics - San Antonio
- Houston Graduate School of Theology
- Houston International College Cardiotech Ultrasound School
- Lincoln College of Technology - Grand Prairie

Out-of-state institutions authorized to provide field-based learning in Texas (clinical,internships):

- Bakke Graduate University
- Chamberlain University
- Case Western Reserve University

**Institutions with Certificates of Authorization that are expired due to campus closure or no current presence in Texas**

Out-of-state institutions authorized to provide field-based learning in Texas (clinical,internships):

- Northcentral University

Institutions with a physical campus in Texas:

- Altierus Career College - Houston Bissonnet
- Lipscomb University

**Institutions operating in Texas under current Certificates of Authorization but have been requested to update THECB with any changes in status due to financial or accreditation concerns**

<b>Institution</b>	<b>Concern</b>
Asher College - Dallas	Financial Responsibility Composite Score under 1.0
Aspen University - Austin	Under teach-out and accreditor monitoring status
Florida Career College Houston Bissonet	US Department of Education denial of Title IV recertification
Florida Career College Houston West	US Department of Education denial of Title IV recertification
Asher College - Dallas	Financial Responsibility Composite Score under 1.0
Aspen University - Austin	Under teach-out and accreditor monitoring status
Florida Career College Houston Bissonet	US Department of Education denial of Title IV recertification
Florida Career College Houston West	US Department of Education denial of Title IV recertification

## AGENDA ITEM X-C

### Consideration and possible action to adopt the recommendation relating to the expansion of recognition for the Association for Biblical Higher Education

RECOMMENDATION: Approval

#### Background Information:

Texas Administrative Code, Title 19, Part 1, Chapter 7, Subchapter A, Section 7.6, allows the Coordinating Board to recognize accrediting agencies with a commitment to academic quality and student achievement. To be eligible, the accrediting agency must be recognized by the Secretary of Education of the United States Department of Education as an accrediting agency authorized to accredit educational institutions that offer an associate degree or higher. The accrediting agency must make an application for recognition.

The Association for Biblical Higher Education (ABHE) applied for recognition by the Coordinating Board and was granted recognition. Internal staff files indicate ABHE has been recognized by the Coordinating Board at least since July 24, 2008. At the time of recognition, ABHE was recognized by the Secretary of Education of the United States Department of Education for undergraduate degrees. The Coordinating Board recognized ABHE at the same scope of recognition.

As of 2022, the US Department of Education expanded ABHE's scope of recognition to the accreditation and pre-accreditation of institutions of biblical higher education in the United States offering undergraduate certificates, associate degrees, baccalaureate degrees, graduate certificates, and master's degrees, including the accreditation of educational programs offered via distance education.

ABHE's Executive Director, Lisa Beatty, provided updated information on its scope of recognition and requested the Coordinating Board's expansion of its scope of recognition. Expansion of the scope of recognition will serve two purposes. First, the Coordinating Board recognition will match the US Department of Education recognition. Second, the expansion will allow ABHE to approve master's degrees at two Texas institutions that have pending requests to offer these programs. Coordinating Board staff reviewed the information ABHE provided and internal records. No issues or complaints were found regarding ABHE's accreditation of institutions in Texas. It is recommended that the Board take action to approve ABHE's scope of recognition expansion to match the scope the U.S. Department of Education recognizes, as such action would be in accordance with Texas Administrative Code, Title 19, Section 7.6.

Elizabeth Mayer, Assistant Commissioner for Academic and Health Affairs, will be available to answer questions.

## AGENDA ITEM X-D

### Consideration and possible action to adopt the Family Practice Residency Advisory Committee's recommendation relating to the distribution of funds trustee to the Coordinating Board to support Family Practice Residency Programs for Fiscal Year 2024

RECOMMENDATION: Approval

#### Background Information:

The Family Practice Residency Program (FPRP) was established in 1977. Since 1979, the Texas Legislature has appropriated funding to the program to increase the numbers of physicians selecting family practice as their medical specialty and to encourage those physicians to establish their practices in rural and underserved communities in Texas. The Texas Higher Education Coordinating Board (THECB) provides trustee funds to 36 nationally accredited family medicine residency programs based on the number of certified family medicine residents in training. Funding recommendations are made to the board of the THECB by the statutory 12-member Family Practice Residency Advisory Committee (FPRAC). To date, the FPRP has provided funding support for more than 11,300 family practice residents.

For the 2024-25 biennium, FPRP received an appropriation of \$8.25 million per fiscal year. This is an increase of 74% from the previous biennium. Following the FPRAC's recommendation for funding, staff estimates that the Fiscal Year (FY) 2024 funding would be awarded as follows:

Total Estimated Appropriation:	\$ 8,250,000
<i>Estimated</i> number of certified residents:	1,035
<i>Estimated</i> per-resident funding:	\$ 7,772
<i>Estimated</i> Operational Grant Total:	\$ 8,044,000
40 Rural Rotations at \$2,500:	\$ 100,000
3 Public Health Rotations at \$2,000:	\$ 6,000
Faculty Development Center:	\$ 100,000
Total Allocation of Funds:	\$ 8,250,000

Michael Ragain, M.D., chair of the Family Practice Residency Advisory Committee, will present the advisory committee's funding recommendation for the program. Dr. Ragain and Elizabeth Mayer, Assistant Commissioner for Academic and Health Affairs, will be available to answer questions.

## Funding Option 1B

**Two new programs funded by GME Expansion Grants are included (#36).**

**Approved by FPRAC on June 14, 2023.**

	Estimated Per Resident Allocation	Estimated Residents Funded	Projected Grant Amount
<b>OPERATIONAL GRANTS</b>			
1 Baylor College of Medicine	\$7,771.98	24	\$186,528
2 Baylor University Medical Center	\$7,771.98	12	\$93,264
3 CHRISTUS Santa Rosa (SA)	\$7,771.98	28	\$217,615
4 CHRISTUS Spohn-Corpus Christi	\$7,771.98	41	\$318,651
5 Conroe Medical Education Foundation	\$7,771.98	32	\$248,703
6 DeTar Healthcare	\$7,771.98	24	\$186,528
7 HCA Houston Healthcare West	\$7,771.98	27	\$209,843
8 John Peter Smith Hospital	\$7,771.98	72	\$559,583
9 Memorial Hermann Health (Hospital) System	\$7,771.98	42	\$326,423
10 Methodist Health System/Methodist Charlton Medical Center	\$7,771.98	18	\$139,896
11 Methodist Hospital (Houston)	\$7,771.98	24	\$186,528
12 Scott & White Hospital/TAMUHSC	\$7,771.98	19	\$147,668
13 Scott & White Medical Center (Round Rock)	\$7,771.98	18	\$139,896
14 Texarkana - Christus St. Michael Hospital (fund 1/2)	\$7,771.98	27	\$209,843
15 Texas A&M HSC Program	\$7,771.98	30	\$233,159
16 Texas Institute for Graduate Medical Education and Research (TIGMER) Laredo	\$7,771.98	23	\$178,756
17 Texas Institute for Graduate Medical Education and Research (TIGMER) San Antonio	\$7,771.98	24	\$186,528
18 Texas Tech University HSC - Amarillo	\$7,771.98	24	\$186,528
19 Texas Tech University HSC - El Paso	\$7,771.98	24	\$186,528
20 Texas Tech University HSC - Lubbock	\$7,771.98	36	\$279,791
21 Texas Tech University HSC - Odessa	\$7,771.98	70	\$544,039
22 Texoma Medical Center	\$7,771.98	24	\$186,528
23 University of Texas at Austin Dell Medical School	\$7,771.98	21	\$163,212
24 UNTHSC at Fort Worth (FM)	\$7,771.98	16	\$124,352
25 UNTHSC at Fort Worth (NMM)	\$7,771.98	2	\$15,544
26 UTHSC-Houston	\$7,771.98	36	\$279,791
27 UTHSC-San Antonio	\$7,771.98	42	\$326,423
28 UTHSC-Tyler	\$7,771.98	24	\$186,528
29 UTHSC-Tyler (Pittsburg)	\$7,771.98	6	\$46,632
30 UTMB-Galveston	\$7,771.98	32	\$248,703
31 UTRGV-Doctors Hospital at Renaissance	\$7,771.98	24	\$186,528
32 UTRGV-Knapp Program	\$7,771.98	19	\$147,668
33 UTRGV-McAllen Family Practice Residency Program	\$7,771.98	18	\$139,896
34 UT-Southwestern	\$7,771.98	42	\$326,423
35 Waco Family Medicine	\$7,771.98	36	\$279,791
36 HCA Medical City Healthcare UNT-TCU GME (Arlington) Program	\$7,771.98	54	\$419,687
<b>OPERATIONAL GRANT TOTAL</b>		<b>1,035</b>	<b>\$8,044,000</b>
<b>SUPPORT GRANTS</b>			
Rural Rotation Program (40 at \$2,500)*		\$100,000	
Public Health Rotation (3 at \$2,000)**		\$6,000	
<b>Rural and Public Health Rotation Total</b>		<b>\$106,000</b>	
Faculty Development Center		\$100,000	
<b>SUPPORT GRANT TOTAL</b>			<b>\$206,000</b>
APPROPRIATION FY 2024	\$8,250,000		
OPERATIONAL TOTAL	\$8,044,000		
SUPPORT TOTAL	\$206,000		
<b>OPERATIONAL AND SUPPORT TOTAL</b>			<b>\$8,250,000</b>

\*Unawarded RR grants will be reallocated to other RR applicants or to Operational grants.

\*\*Unawarded PH grants will be reallocated to RR or Operational grants.

Per resident amount

\$7,771.98

## AGENDA ITEM X-E

### Report on activities of the Family Practice Residency Advisory Committee, including the report on trustee funds distributed in Fiscal Year 2023

RECOMMENDATION: No action required

#### Background Information:

The Family Practice Residency Advisory Committee (FPRAC) is charged with making funding recommendations to the Board for the Family Practice Residency Program (FPRP) and related support programs. The FPRAC and FPRP were established in 1977 by the 65th Texas Legislature. The intent of the program is to increase the number of physicians selecting family practice as their medical specialty and to encourage those physicians to establish their practices in rural and underserved communities in Texas. Michael Ragain, M.D., serves as chair, and Fred Onger, M.D., serves as vice chair of the committee.

Appropriations from the 2022-23 biennium allowed for funding of 964 awards of \$4,736 each to 35 Family Practice Residency Programs for FY 2023. Additionally, \$193,500 was allocated to support the Rural and Public Health Rotation Programs, including the Faculty Development Center at the University of North Texas Health Science Center's Texas College of Osteopathic Medicine.

The FPRAC met on June 14, 2023, and considered the following items:

- The committee reviewed and approved annual written and financial reports submitted by FPRP-funded programs for Fiscal year 2022.
- The committee considered the eligibility of one new family practice program currently funded under the Graduate Medical Education Expansion Program.
- The committee considered the funding allocation for FPRP for Fiscal Year 2024 for recommendation to the Board.

Additionally, the committee monitored activities related to the Faculty Development Center and received updates from the center's leadership.

Mike Ragain, M.D., chair of the Family Practice Residency Advisory Committee, will provide a brief update of activities and be available to answer questions.



## FAMILY PRACTICE RESIDENCY ADVISORY COMMITTEE ANNUAL REPORT

COMMITTEE ABOLISHMENT DATE: OCTOBER 31, 2025

**Committee Purpose:** The Family Practice Residency Advisory Committee (FPRAC) is charged with making funding recommendations to the Board for the Family Practice Residency Program (FPRP) and related support programs. The committee and Family Practice Residency Program (FPRP) were established in 1977 by the Texas Legislature. The intent of the program is to increase the numbers of physicians selecting family practice as their medical specialty and to encourage those physicians to establish their practices in rural and underserved communities in Texas.

**Report Period:** July 2022–June 2023

**Chair:** Michael Ragain, M.D., M.S.Ed.

**Vice Chair:** Fred Onger, M.D.

Per statute, the 12-member committee includes representatives from the Texas Academy of Family Physicians, Association of Directors of Family Practice Programs, Texas Medical Association, Texas Osteopathic Medical Association, Texas Hospital Association, and members of the public appointed by the governor. Members serve staggered three-year terms with the possibility of reappointment.

List of committee members is attached.

**Committee Meeting Dates:**

June 14, 2023 (Summary notes are pending approval by the committee.)

Most recently approved summary notes are attached.

**Annual Costs Expended:**

Travel: Committee convened for one hybrid (virtual/in-person) meeting on June 14, 2023. Staff estimates travel expenses for five members who attended in person to be \$1,382. No travel required for the virtual participants; therefore, no other costs incurred.

Other: No other associated costs.

**Time Commitments:**

Committee members: approximately 13 working days to prepare for one meeting.

Coordinating Board staff: approximately 14 days to prepare materials and reports; coordinate meeting arrangements; and attend meeting.

**Summary of Tasks Completed:**

- The committee monitored Fiscal Year 2022 program results and financial reports. The committee also monitored activities by the Faculty Development Center funded under FPRP.
- The committee made funding recommendations for Fiscal Year 2024 for the FPRP to the Coordinating Board.

**Current Recommendations to the Board:**

Consideration and possible action to adopt the Family Practice Residency Advisory Committee's recommendation relating to the distribution of funds trusted to the Coordinating Board to support family practice residency programs for Fiscal Year 2024 (Agenda Item V-C)

The advisory committee also provides the Board with a report on activities of the Family Practice Residency Advisory Committee, including the report on trusted funds distributed in Fiscal Year 2023. (Agenda Item V-D)

## Family Practice Residency Program Advisory Committee Advisory Committee Members Fiscal Year 2023

*\*Term of Service ends on August 31 of the year  
indicated in parentheses after member's name,  
unless otherwise noted.*

***R. Michael Ragain, M.D., M.S.Ed., Chair***

Senior Vice President and Chief Medical Officer  
UMC Health System  
Professor, Family Medicine, TTUHSC  
602 Indiana Avenue  
Lubbock, TX 79415  
Phone: 806-775-8508  
[mike.ragain@umchealthsystem.com](mailto:mike.ragain@umchealthsystem.com)  
(TX Hospital Association, \*2022)

***Fred Onger, M.D., Vice Chair***

Program Director, Family Medicine  
Texas Tech Health Science Center – Lubbock  
School of Medicine  
3601 4<sup>th</sup> St.  
Lubbock, TX 79430  
Phone: 806-743-2770  
[fred.onger@ttuhsc.edu](mailto:fred.onger@ttuhsc.edu)  
(TX Organization of FP Program Directors, \*2022)

***Alicia Cantrell***

1210 S. Shepherd Dr.  
Houston, TX 77019  
Phone: 713-569-6202  
[Alicia@HTXUSA.com](mailto:Alicia@HTXUSA.com)  
(Governor Appointee – Member of the Public, \*2025)

***Elida Munoz***

3129 Golden Oak  
Farmers Branch, TX 75234  
Phone: 214-563-4026  
[elidanfriends@yahoo.com](mailto:elidanfriends@yahoo.com)  
(Governor Appointee - Member of the Public, \*2024)

***Mark T. Nadeau, M.D., M.B.A.***

Program Director, Family Medicine  
UTHSC at San Antonio  
7703 Floyd Curl Drive, MB 7795  
San Antonio, Texas 78229-3900  
Phone: 210.358.3931  
[Nadeaum@uthscsa.edu](mailto:Nadeaum@uthscsa.edu)  
(TX Academy of Family Physicians, \*2025)

***Lisa R. Nash, DO, MS-HPed, FAAFP***

Senior Associate Dean, Educational Programs & GME

Professor – Family Medicine  
UNTHSC Texas College of Osteopathic Medicine  
3500 Camp Bowie Boulevard, MET-320J  
Fort Worth, TX 76107  
Phone: (817) 735-5021  
[lisa.nash@unthsc.edu](mailto:lisa.nash@unthsc.edu)  
(TX Medical Association, \*2024)

***Damon A. Schranz, D.O.***

Associate Professor, Vice Chair of Education  
Department of Family Medicine  
University of North Texas Health Science Center  
855 Montgomery, 2<sup>nd</sup> floor  
Fort Worth, TX 76107  
Phone: 817-926-2641  
[Damon.Schranz@unthsc.edu](mailto:Damon.Schranz@unthsc.edu)  
(TX Osteopathic Medical Association, \*2025)

***Dana Sprute, M.D., MPH, FAAFP***

Associate Professor  
Department of Population Health  
Program Director, Family Medicine Residency  
University of Texas Austin Dell Medical  
1400 N IH 35, Suite C2.410  
Austin, TX 78701-1923  
Phone: 512-324-7318  
[dsprute@ascension.org](mailto:dsprute@ascension.org)  
(TX Academy of Family Physicians, \*2025)

***Zubair Syed, M.D.***

Program Director & Chief of Service, Family Medicine  
UT Southwestern Medical Center  
5323 Harry Hines Blvd.  
Dallas, TX 75390  
Phone: 214.645.8300  
[zubair.syed@utsouthwestern.edu](mailto:zubair.syed@utsouthwestern.edu)  
(TX Academy of Family Physicians, \*2024)

## Family Practice Residency Program Advisory Committee Advisory Committee Members Fiscal Year 2023

*\*Term of Service ends on August 31 of the year indicated in parentheses after member's name, unless otherwise noted.*

***Efraim Vela, M.D.***

Chief Medical Officer  
DHR Health Women's Hospital at Renaissance (WHR)  
Associate Program Director and Assistant Professor,  
Department of Obstetrics & Gynecology-UTRGV School of  
Medicine  
2821 Michaelangelo Drive, #202  
Edinburg, TX, 78539  
Phone: 956-362-2465  
[ef.vela@dhr-rqv.com](mailto:ef.vela@dhr-rqv.com)  
(TX Hospital Association, \*2024)

***Zoey Ziyu Wang***

5522 Edith St.  
Houston, TX 77081  
Phone: 832-668-9925  
[zwang94@gmail.com](mailto:zwang94@gmail.com)  
(Governor Appointee – Member of the Public, \*2023)

***Justin M. Wright, M.D.***

Program Director, Family Medicine  
Texas Tech University Health Sciences Center El Paso  
5001 El Paso Drive  
El Paso, TX 79905  
Phone: 915-215-5563  
[justin.wright@ttuhsc.edu](mailto:justin.wright@ttuhsc.edu)  
(TX Organization of FP Program Directors, \*2025)

***Alternate Member:***

***Eric Warwick, M.D.***

Program Director, Family Medicine  
Baylor College of Medicine  
3710 Kirby Drive, Suite 600  
Houston, TX 77098  
Phone: 713-867-8281  
[etw@bcm.edu](mailto:etw@bcm.edu)  
(TX Organization of FP Program Directors, \*2025)

## Family Practice Residency Advisory Committee June 1, 2022 Summary Notes – DRAFT

This meeting was held via video conference. A link to the live broadcast is available at <https://www.youtube.com/watch?v=0oDWU6Zg3p4>.

**Members present:** Mike Ragain (Chair), Frederick Onger (Vice Chair), Elida Munoz, Mark Nadeau, Lisa Nash, Damon Schranz, Dana Sprute, Zubair Syed, Efraim Vela, Zoey Wang

**Members absent:** Todd Dorton, Eric Warwick, Martin Ortega

**Guests:** Cindy Passmore

**Coordinating Board Staff:** Ray Martinez, Elizabeth Mayer, Andrew Lofters, John Wyatt, Ernest Jacquez, Cindy Fisher

### 1. Welcome, introductions and opening remarks

Dr. Mike Ragain, chair of the Advisory Committee, called the meeting to order at 9:03am and established a quorum through a roll call.

### 2. Consideration and possible action to approve the minutes for the June 16, 2021, meeting

Dr. Ragain asked for consideration of the summary notes from the previous meeting. Drs. Schranz and Nadeau moved and seconded a motion for approval of the notes as written. The motion passed unanimously.

### 3. Coordinating Board Updates

Dr. Ragain announced a change in the order of agenda items; the Legislative Update would be presented before the Academic and Health Affairs Division item and agenda item eight would now be presented after item three.

John Wyatt, Sr. Director, External Relations provided the following updates pertaining to the legislature and agency initiatives:

- Commissioner Keller and agency staff have provided testimony and information to several interim committee hearings for interim charges.
- On May 5, 2022, Commissioner Keller testified before the House Higher Education Committee relating to matters of the agency's strategic plan *Building a Talent Strong Texas*.
- On May 10, 2022, Commissioner Keller also provided testimony to the Senate Higher Education Committee regarding critical issues for higher education

including enrollment trends, workforce education and the Tri-Agency Workforce Initiative.

- The Tri-Agency Workforce Initiative's focus aims to establish efficient and flexible pathways to credentials, support all students at all stages of their education and support the transition into the workforce, and to create a robust infrastructure for collaboration around common goals, data, and processes.
- The THECB is preparing the Legislative Appropriations Request to the legislature for the 24-25 Biennium with a focus on addressing student needs and advancing the goals of agency's strategic plan *Building a Talent Strong Texas*.

Elizabeth Mayer, Assistant Commissioner for Academic and Health Affairs provided an update and details on the agency's refreshed strategic plan. Ms. Mayer notified the committee on the approval of a new medical school, The University of Texas at Tyler, which was approved by the Board in January 2022 with enrollment beginning fall 2023 with an entering class of 40 and increasing to 160 students by year five. This is the first medical school serving the Upper East region.

#### 4. Update on the Faculty Development Center

Cindy Passmore, Executive Director, provided an update on the Faculty Development Center. The FDC improves medical education by providing enhanced academic skills and understanding of educational processes to individual faculty, departments, and residency programs. FDC works in collaboration with colleagues to plan and present a variety of programs:

- Graduate Certificate in Academic Medicine (GCAM) Fellowship
- Family Medicine Leadership Conference
- Chief Residents' Conference
- On Demand workshops & training
- Resource development

#### 5. Consideration and possible action to approve FPRP FY2023 Eligibility for New Family Practice Programs funded under the Graduate Medical Education Expansion Program

Ernest Jacquez provided background information: for the next funding year, one new program has met eligibility requirements, HCA Houston Healthcare/University of Houston (West) Program. It will have 30 ACGME-approved residents eligible to receive funding beginning September 1, 2023. Two additional programs would meet eligibility and be eligible to receive funding beginning September 2024:

- HCA Medical City Arlington Program- 54 residents
- University of Texas Health Science Center at Tyler – Athens Programs – 12 residents

Dr. Ragain noted that historically, programs meeting eligibility requirements have been recommended and approved for funding. Dr. Nadeau stated that additional programs

would continue to dilute the available funding. Dr. Nash acknowledged this point and suggested the committee highlight the success of the Graduate Medical Education program and submit a request to the legislature for an increase in funding to support the program. Ms. Wang asked for an optimal range the committee would like to have the per resident amount funded. Dr. Ragain noted that restoration of funding to \$12,000-\$14,000 per resident would be optimal but unrealistic due to the current state of the economy. Approximately, \$10 million to \$14 million in funding would be needed to restore per-resident funding to higher historical levels. The committee discussed the previous funding reduction in prior years. The committee intends to present the data to legislators and to investigate the possibility of including external funding streams.

On a motion by Dr. Nadeau, seconded by Dr. Syed, the committee approved the addition of the HCA Houston Healthcare/University of Houston (West) Program. The vote was unanimous.

## **6. Consideration and possible action to approve Fiscal Year 2023 Funding Recommendations**

Ernest Jacquez presented funding scenarios for the Fiscal Year (FY) 2023 allocations. The Family Practice Appropriation is \$4,750,000 for each year of the 2022-23 biennium. According to a rider in the appropriation act, the support grants for rural and public health rotations can receive a maximum not to exceed \$113,957 for each year.

Fiscal Year 2022 actual funding supported 34 residency programs at a per-resident level of \$5,005.49 based on 909 certified residents.

Also noted, Support Grants totaled \$200,000:

- Rural Rotation Awards - \$100,000 based on 40 residents
- Public Health Rotations – not funded (zero applications received)
- Faculty Development Center - \$100,000

Mr. Jacquez noted that any unallocated funds for support grants are reappropriated to the operation grant allocation.

The committee considered assumption B, option 1A:

Estimated number of certified residents:	952
Estimated per-resident funding:	\$ 4,773
Estimated Operational Grant Total:	\$ 4,544,000
40 Rural Rotations at \$2,500:	\$ 100,000
3 Public Health Rotations at \$2,000:	\$ 6,000
Faculty Development Center:	\$ 100,000

<b>Total Allocation of Funds:</b>	<b>\$ 4,750,000</b>
-----------------------------------	---------------------

On a motion by Dr. Sprute, seconded by Dr. Schranz, the committee approved funding scenario assumption B, option 1B.

## **7. Consideration and Discussion of Annual Written Reports submitted by residency programs summarizing activities of Fiscal Year 2022**

Dr. Ragain provided a summary of the FY2022 Annual Written Reports and was available for questions. No action was required by the committee.

**8. Consideration and Discussion of Fiscal Year 2022 Annual Financial Reports submitted by residency programs**

Dr. Onger provided a summary of the FY 2022 Annual Financial Reports and was available for questions. No action was required by the committee.

**9. Consideration and possible action to approve the selection of chair and vice chair for Fiscal Year 2023**

Dr. Onger accepted a nomination for vice chair for FY 2023.

On a motion by Dr. Nadeau, seconded by Dr. Schranz, the committee approved the selection for vice chair.

Dr. Ragain accepted a nomination for chair for FY 2023.

On a motion by Dr. Syed, seconded by Dr. Schranz, the committee approved the selection for chair.

**10. Consideration and Discussion of future agenda items and meeting dates**

- Strategies or suggestions of increasing external funding streams
- Suggested meeting dates in April and June of 2023
- Approved items would be submitted to the Board for the July 2022 Board meeting consideration.

**11. Adjournment**

The advisory committee adjourned at 10:48 am.



### Report on Distribution of Family Practice Residency Program Trusteed Funds

The Family Practice Residency Program (FPRP) was established in 1977 by the 65th Texas Legislature. The intent of the program is to increase the number of physicians selecting family practice as their medical specialty and to encourage those physicians to establish their practices in rural and underserved communities in Texas.

In Fiscal Year (FY) 2023, the FPRP provided grants to Texas' 35 nationally accredited family practice residency programs located in every region of the state. The program also provided support for rural and public health rotations and to support the Faculty Development Center.

The allocation of funding was based on recommendations made by the Family Practice Residency Advisory Committee and approved by the board of the Texas Higher Education Coordinating Board at the July 2022 board meeting.

Table 1 presents the appropriation history of FPRP for the last seven biennia.

**Table 1. Family Practice Residency Program Biennial Funding History by Fiscal Year**

2012 - 2013	\$ 5,600,000
2014 - 2015	\$ 12,780,000
2016 - 2017	\$ 16,780,000
2018 - 2019	\$ 10,000,000
2020 - 2021	\$ 10,000,000
2022 - 2023	\$ 9,500,000
2024 - 2025	\$16,500,000

Funding for FPRP primarily supports the operation of family practice residency programs. However, a portion of the appropriation supports rural and public health rotations.

(a) Family Practice Residency Operational Programs

Funding levels per resident are based on the number of certified family practice residents in training on September 1st of each year (Table 2).

Table 2. Family Practice Residency Program Per-resident Funding by Fiscal Year

	Per-Resident Funding	Residents Funded
2011	\$14,396	693
2012	\$3,895	706
2013	\$3,841	716
2014	\$8,504	730
2015	\$8,703	727
2016	\$10,897	746
2017	\$10,728	761
2018	\$6,237	773
2019	\$6,438	749
2020	\$5,889	814
2021	\$5,485	874
2022	\$5,005	909
2023	\$4,736	964

(b) Rural and Public Health Rotations

The Texas Legislature established the Rural Rotation program in 1989 and added Public Health in 1997. It is statutorily mandated that all accredited Texas family practice residency programs provide their residents with an opportunity to participate in a one-month rotation in a rural or public health setting. Rural and public health rotations are supported by FPRP funds, as required by a rider in the General Appropriations Act.

For FY 2023, funding of \$87,500 provided support for month-long experiences in a rural rotation for 35 family practice residents. Participating family practice residents received a stipend of \$1,000 upon completion of a rural rotation. In addition, residency programs received funding of \$1,500 for each resident who completed a rural rotation. Rural Rotation supervisors serve as volunteers and are not compensated for their services.

An additional \$6,000 provided support for month-long experiences in a public health setting for 3 family practice residents. Participating family practice residents receive a stipend of \$500 upon completion of a public health rotation. Furthermore, residency programs received funding of \$1,500 for each resident who completed a rotation.

(c) Faculty Development Center

The Family Medicine Faculty Development Center (Center) was established in 1978 with federal and state funding to provide statewide training for current and future family practice residency and medical school faculty. A full range of opportunities are offered for Texas family medicine residents and faculty to enhance their skills in research, teaching,

management, and administration of academic family medicine.

Funding allows the center to expand its certificate program for residents and increase its faculty development and leadership offerings for family medicine residents and faculty. Following the FPRP state appropriation reduction of 44% for the 2018-19 biennium, the allocation to the center was reduced to \$100,000 and maintained in FY 2023 to support its training activities.

## AGENDA ITEM X-F

### Consideration and possible action to adopt the recommendation relating to funding appropriated to the Joint Admission Medical Program for Fiscal Years 2024-25

RECOMMENDATION: Approval

#### Background Information:

The Joint Admission Medical Program (JAMP) was created by the 77th Texas Legislature in 2001. The Texas Higher Education Coordinating Board (THECB) provides trusted funds to JAMP as directed by the Texas Legislature.

The program provides services to support and encourage highly qualified, economically disadvantaged students pursuing a medical education. Support is provided for both undergraduate and medical students. Participating JAMP students are eligible to receive a scholarship each semester beginning in their sophomore year of college. Undergraduate students also receive a stipend to attend summer internships following their sophomore and junior years. JAMP students receive mentoring and personal assistance to prepare for medical school while attending college. Most importantly, if they fulfill all requirements, these students receive a guarantee of admission to attend a Texas medical school.

The THECB contracts with the JAMP Council to maintain and administer the program through The University of Texas System Office, Texas Medical and Dental Schools Application Service (TMDSAS). Funding is awarded in the first year of the biennium, and the program expends the funds over two years. For Fiscal Years 2024-2025, JAMP received an appropriation of \$11,696,794, an increase of 20% from the previous biennium. The table below presents the recent appropriation history of JAMP.

JAMP Funding History by Biennium

2008-2009	\$5,616,355
2010-2011	\$10,616,355
2012-2013	\$7,006,794
2014-2015	\$10,206,794
2016-2017	\$10,206,794
2018-2019	\$10,206,794
2020-2021	\$10,206,794
2022-2023	\$9,696,794
2024-2025	\$11,696,794

Elizabeth Mayer, Assistant Commissioner for Academic and Health Affairs will provide an update and address any questions.

## AGENDA ITEM X-G

### Report on activities of the Joint Admission Medical Program

RECOMMENDATION: No action required

#### Background Information:

The Joint Admission Medical Program (JAMP) was created by the 77th Texas Legislature in 2001. The Texas Higher Education Coordinating Board provides trustee funds to JAMP as directed by the Texas Legislature.

The program provides services to support and encourage highly qualified, economically disadvantaged students pursuing a medical education. Support is provided for both undergraduate and medical students. Participating JAMP students are eligible to receive a scholarship each semester beginning in their sophomore year of college. Undergraduate students also receive a stipend to attend summer internships following their sophomore and junior years. JAMP students receive mentoring and personal assistance to prepare for medical school while attending college. Most importantly, if they fulfill all requirements, these students receive a guarantee of admission to attend a Texas medical school.

The first cohort of JAMP students was selected in 2003 and, since that time, nearly 2,618 students have participated in the program. Currently, there are 513 students participating. In cohorts selected in 2003 through 2022, 784 participants have graduated from medical school, with a total of 766 that have entered a residency program. Of these, 65% (490) entered a medical residency training program in Texas and 60% (453) entered residency training to become a primary care physician. By implementing statewide programming, JAMP has successfully expanded medical education outreach to high school and undergraduate students. In addition, JAMP provides resources to undergraduate programs for faculty support, curricular development, and extracurricular programming.

Elizabeth Mayer, Assistant Commissioner for Academic and Health Affairs will be available to answer questions.

## AGENDA ITEM X-H

### Consideration of and possible action to adopt the report on the Fiscal Year 2023 Annual Review of the Autism Grant Program

Recommendation:      Approval

#### Background Information:

In 2015, the 84th Texas Legislature established the Autism Grant Program (AGP). Since that time, the Texas Legislature continues to support the program and directed the Texas Higher Education Coordinating Board (THECB) to award grants to autism research centers at Texas public and independent institutions of higher education through the General Appropriation Act. For the three previous biennia, the appropriation was \$8.1 million, and for the 87th Texas Legislative session, the program was appropriated \$7.41 million.

The program provides competitively awarded grants to support autism spectrum disorder (ASD) research and to expand treatments for children with ASD. Projects are funded in three award categories: 1) Parent-directed Treatment Methods; 2) Board-Certified Behavior Analyst Training for Teachers/Paraprofessionals; and 3) Research, Development, and Evaluation of Innovative Autism Treatment Models.

The Appropriation Act requires the THECB to collect data on the projects and submit an annual report on the effectiveness of each project, including the number of children served, the number of parents and/or teachers/paraprofessionals trained, and the results of the research on innovative treatment models. The THECB is required to submit the report no later than September 1 of each year to the Legislative Budget Board, Office of the Governor, the chair of the House Appropriations Committee, chair of the Senate Finance Committee, speaker of the House, and lieutenant governor.

The Fiscal Year 2023 annual report is provided under separate cover.

Elizabeth Mayer, Assistant Commissioner for Academic and Health Affairs will present this item and be available to answer questions.

## AGENDA ITEM X-I

### Report on activities of the Learning Technology Advisory Committee

RECOMMENDATION: No action required

#### Background Information:

The Texas Higher Education Coordinating Board (THECB) rules require advisory committees to report on committee activities on an annual basis. This allows the Board to properly evaluate the committee's work, usefulness, and the costs related to the committee's activities. The Learning Technology Advisory Committee (LTAC) engages in substantive policy research and discussion regarding the role that learning technology plays in Texas higher education. LTAC also reviewed institutional proposals for doctoral programs offered via distance education until the adoption of new rules in May 2023 (Texas Administrative Code (TAC) Title 19, Chapter 1, Subchapter O). LTAC informs the Coordinating Board how distance education and computer-assisted instruction, including e-learning tools such as electronic textbooks and open course materials, can help the state reach the goals of *Building a Talent Strong Texas*. Patrick Pluscht, Executive Director of the Division of Digital Strategy and Innovation, Digital Growth at the University of North Texas, serves as chair of the committee, and Charlene Stubblefield, Executive Director of the Center for Instructional Innovation and Technology Services at Prairie View A&M University, serves as co-chair.

The committee held four hybrid meetings in Fiscal Year 2023 and considered the following distance education doctoral proposals for recommendation of approval:

- Angelo State University's proposal to offer a new Doctor of Education (EDD) degree with a program in transformative leadership through fully online delivery;
- Tarleton State University's proposal to offer its existing Doctor of Education (EDD) degree with a program in educational leadership through fully online delivery.

LTAC also examined a variety of topics during the above reported meetings pertaining to distance education and learning technology, including the TAC definitions for distance education courses and programs, digital learning practices at institutions, open educational resources, the Principles of Good Practice, and persisting institutional matters relating to the COVID-19 pandemic.

Mr. Patrick Pluscht, chair of LTAC, will provide a brief update of activities and be available to answer questions.

# LEARNING TECHNOLOGY ADVISORY COMMITTEE

## ANNUAL REPORT

COMMITTEE ABOLISHMENT DATE: APRIL 27, 2028

**Committee Purpose:** The Learning Technology Advisory Committee (LTAC) engages in substantive policy research and discussion regarding the role that learning technology plays in Texas higher education. LTAC also reviewed institutional proposals for doctoral programs offered via distance education until the adoption of new Texas Administrative Code (TAC) rules in May 2023. The LTAC informs the Coordinating Board how distance education and computer-assisted instruction, including e-learning tools such as electronic textbooks and open course materials, can help the state reach the goals of *Building a Talent Strong Texas*.

**Report Period:** End of Fiscal Year 2022 and Fiscal Year 2023 (July 29th, 2022–July 27th, 2023)

**Chair:** Patrick Pluscht

**Co-Chair:** Charlene Stubblefield

List of committee members is attached.

**Committee Meeting Dates:**

October 7, 2022 (Hybrid), January 13, 2023 (Hybrid), March 31, 2023 (Hybrid), and June 23, 2023 (Hybrid).

**Annual Costs Expended**

There were no costs expended for the meetings during the reporting period because all meetings were hybrid. The chair's institution paid for his travel expenses.

**Travel:** \$0

**Other:** \$0

**Time Commitments:**

Committee members spend approximately four to six days during each fiscal year traveling and attending meetings. Coordinating Board staff spend approximately five to seven days preparing materials and reports, coordinating meeting arrangements, and attending meetings.

**Current Recommendations to the Board:**

There are no recommendations at this time.

**Summary of Tasks Completed:**

The committee held four hybrid meetings in the reporting period and considered the following distance education doctoral proposals for recommendation of approval:

- Angelo State University's proposal to offer a new Doctor of Education (EDD) degree with a program in transformative leadership through fully online delivery;
- Tarleton State University's proposal to offer its existing Doctor of Education (EDD) degree with a program in educational leadership through fully online delivery.

LTAC examined a variety of topics during the above reported meetings pertaining to distance education and learning technology, including the current TAC definitions for distance education, digital learning practices at institutions, open educational resources, the Principles of Good Practice, new rules for reviewing and approving distance education programs, and persisting institutional matters relating to the COVID-19 pandemic.

In this past fiscal year, the committee recommended the adoption of the following changes to TAC, which were approved by the Coordinating Board at the April 2023 Quarterly meeting:



- Amendments to TAC, Title 19, Part 1, Chapter 1, Subchapter O, extended the abolishment date of the LTAC from October 31, 2025, to April 27, 2028, and brought the charge of LTAC in line with proposed new rules in TAC, Title 19, Part 1, Subchapter J, Sections 2.200-2.207, as detailed below.
- New rules in TAC, Title 19, Part 1, Chapter 2, Subchapter J, Sections 2.200-2.207, which apply to the approval of distance education for public institutions. Adoption of this new section amended definitions of distance education courses and programs and revised the approval process for public institutions seeking to offer distance education. Ongoing, institutions will submit an Institutional Plan for Distance Education (IPDE) to LTAC no later than one year after the institution receives reaffirmation from their accreditor. The LTAC subcommittee will review the IPDE and provide a recommendation to THECB staff. LTAC ceased review of doctoral program proposals as of May 18, 2023, in accordance with the new rules, and will begin reviewing IPDEs after the December 1, 2023, effective date.

## Learning Technology Advisory Committee Members Academic Year 2023

NOTE: Term of service ends on August 31 of the year indicated  
in parentheses after member's name, unless otherwise noted.

### Chair

#### **Patrick Pluscht (25)**

Executive Director  
DSI Digital Growth  
University of North Texas  
940-565-4936  
[pluscht@unt.edu](mailto:pluscht@unt.edu)

### Co-Chair

#### **Charlene Stubblefield (23)**

Executive Director of the Center for Instructional  
Innovation and Technology Services  
Prairie View A&M University  
936-261-3281  
[cjstubblefield@pvamu.edu](mailto:cjstubblefield@pvamu.edu)

### **Members: Public Community Colleges**

#### **Luke Dowden, Ed.D. (24)**

Chief Online Learning Officer  
and Associate Vice Chancellor  
Alamo Colleges District  
210-485-0163  
[ldowden1@alamo.edu](mailto:ldowden1@alamo.edu)

#### **Glynnis Gaines (23)**

Dean of Health Professions  
McLennan Community College  
254-299-8306  
[ggaines@mcclennan.edu](mailto:ggaines@mcclennan.edu)

#### **Mary Gentry, Ed.D.(23)**

Assistant Professor and  
Program Director  
Alamo District-St. Philip's  
College  
210-486-2477  
[mgentry7@alamo.edu](mailto:mgentry7@alamo.edu)

#### **Robert Greene, Ed.D. (25)**

Executive Director  
Lone Star College System  
832-813-6273  
[Robert.Greene@lonestar.edu](mailto:Robert.Greene@lonestar.edu)

#### **Janet Kamps (24)**

Director, Office of eLearning  
Del Mar College  
361-698-1315  
[Jkamps@delmar.edu](mailto:Jkamps@delmar.edu)

#### **Sarah Lee, Ph.D. (24)**

Campus Provost, iCollin Virtual  
Campus  
Collin College  
972-549-6417  
[SKLee@collin.edu](mailto:SKLee@collin.edu)

#### **Alicia Lloyd, M.Ed. (24)**

Director of Learning  
Technology and Student  
Success  
Lamar State College Orange  
409-882-3991  
[alicia.lloyd@lsc.edu](mailto:alicia.lloyd@lsc.edu)

#### **Timothy L. Snyder, Ed.D. (23)**

Associate Vice Chancellor for  
Teaching and Learning Innovation  
Houston Community College  
System  
713-718-8963  
[timothy.snyder@hccs.edu](mailto:timothy.snyder@hccs.edu)

#### **Lydia Tena, Ed.D. (24)**

Northwest Campus Dean  
El Paso Community College  
District  
915-831-8818  
[ltena5@epcc.edu](mailto:ltena5@epcc.edu)

#### **Niki Whiteside (25)**

Assistant Vice Chancellor for  
Instructional Innovation and  
Support  
San Jacinto College  
281-991-2660  
[Niki.whiteside@sjcd.edu](mailto:Niki.whiteside@sjcd.edu)

**Members: Public Universities****Ruth Cubas-Chisum, Ed.D. (23)**

Assisting Vice President  
Sam Houston State University  
936-294-2747  
[ruthchisum@shsu.edu](mailto:ruthchisum@shsu.edu)

**Julie Delello, Ph.D. (23)**

Director of the Center for  
Excellence in Teaching and  
Learning; Professor  
The University of Texas at  
Tyler  
903-566-4789  
[jdelello@uttyler.edu](mailto:jdelello@uttyler.edu)

**Jeffrey Freels, Ph.D. (25)**

Director of Academic Policy  
and Research  
The University of Texas at  
Austin  
512-232-2646  
[Jeff.freels@austin.utexas.edu](mailto:Jeff.freels@austin.utexas.edu)

**Darryl James, Ph.D. (25)**

Vice Provost of Institutional  
Effectiveness  
Texas Tech University  
806-834-3386  
[Darryl.James@ttu.edu](mailto:Darryl.James@ttu.edu)

**Pamela Morgan, Ph.D. (24)**

Director, Distance Education  
and Academic Outreach  
Midwestern State University  
940-397-4785  
[pamela.morgan@msutexas.edu](mailto:pamela.morgan@msutexas.edu)

**Yun Wan, Ph.D. (23)**

Professor and Department Chair  
University of Houston-Victoria  
281-650-5640  
[wany@uhv.edu](mailto:wany@uhv.edu)

**Megan Weatherly, M.A. (24)**

Executive Director  
Stephen F. Austin State  
University  
936-468-1735  
[msweatherly@sfasu.edu](mailto:msweatherly@sfasu.edu)

**VACANT (25)**

Lamar University

**Members: Public Health-Related Institutions****Jacqueline Mok, Ph.D. (23)**

Vice President for Academic,  
Faculty and Student Affairs  
The University of Texas Health  
Science Center at San Antonio  
210-567-2004  
[mok@uthscsa.edu](mailto:mok@uthscsa.edu)

**Erin McGoff, D.Prof. (24)**

Assistant Vice President of the Health Education  
Center and Director of Simulation  
The University of Texas Medical Branch at  
Galveston  
409-266-0010  
[ermcgoff@utmb.edu](mailto:ermcgoff@utmb.edu)

**Members: Independent Colleges & Universities****Alexandra Herron, Ed.D. (23)**

Associate Vice President of Digital Learning Operations  
Concordia University Texas  
509-859-2766  
[Alexandra.Herron@concordia.edu](mailto:Alexandra.Herron@concordia.edu)

**Non-Voting Student Member**

**Bella Rodriguez (24)**

Student

University of Texas at Austin

**Coordinating Board Staff**

**Kylah Torre, Ph.D.**

Director

Digital Learning

Texas Higher Education Coordinating Board

512-427-6298

[Kylah.Torre@highered.texas.gov](mailto:Kylah.Torre@highered.texas.gov)

**Andrew B. Lofters, Ph.D.**

Director, Research and Grants

Academic and Health Affairs

Texas Higher Education Coordinating Board

512-427-6239

[Andrew.Lofters@highered.texas.gov](mailto:Andrew.Lofters@highered.texas.gov)

TEXAS HIGHER EDUCATION COORDINATING BOARD  
LEARNING TECHNOLOGY ADVISORY COMMITTEE MEETING  
Academic and Health Affairs/Digital Learning  
1801 N. Congress Ave., Suite 12.200,  
Austin, Texas 78701

**Learning Technology Advisory Committee**

October 7, 2022

10:00 AM – 2:30 PM

This meeting was held via video conference.

**Members present:** Patrick Pluscht- Co-chair, Mary Gentry, Janet Kamps, Sarah Lee, Timothy L. Snyder, Lydia Tena, Ruth Cubas-Chisum, Pamela Morgan, Charlene Stubblefield, Yun Wan, Megan Weatherly, Bella Rodriguez, Julie Delello, Robert Greene, Glynnis Gaines, Jacqueline Mok, Luke Dowden, Nikki Whiteside, Jeff Freels, Alicia Lloyd

**Members absent:**

**Staff present:** Michelle Singh, Kyla Torre, Andrew Lofters, and Maryanne Maddoux

**Guests:** Scarlet Clouse (Angelo State University), Kim Livengood (Angelo State University), Sara Carlisle (Angelo State University), and Brian Braden (Angelo State University)

**Summary Notes**

1. Welcome, introductions, and remarks

Mr. Patrick Pluscht, Co-Chair, called the meeting to order. A quorum was met for this committee meeting.

2. Acknowledgement of past member service to LTAC

Mr. Patrick Pluscht acknowledged past LTAC members – Dr. Justin Louder, Dr. Rolando Garza, Dr. Elizabeth Rodriguez, Dr. Janet Southerland, and Ms. Erin Warham.

3. Introduction of Dr. David Troutman, Deputy Commissioner for Academic Affairs

Dr. David Troutman introduced himself and spoke to the committee.

4. Election of Chair and Co-Chair

Dr. Andrew Lofters requested nominations for the new LTAC Chair. Dr. Pam Morgan nominated Mr. Patrick Pluscht. Dr. Pluscht accepted the nomination. Hearing no other nominations for LTAC Chair, Dr. Andrew Lofters announced by acclamation Mr. Patrick Pluscht as new Chair of the LTAC Committee.

Mr. Patrick Pluscht requested nominations for the new LTAC Co-Chair. Dr. Jacqueline Mok nominated Ms. Charlene Stubblefield. Hearing no other nominations for LTAC Co-Chair, Mr. Patrick Pluscht announced by acclamation Ms. Charlene Stubblefield as new Co-Chair of the LTAC Committee.

5. Consideration and possible action of summary notes from the May 27, 2022 meeting

Mr. Patrick Pluscht asked if there were any comments, questions, or corrections needed.

A motion to approve the summary notes as written was made by Dr. Lydia Tena. The motion was seconded by Mr. Robert Greene. The motion passed unanimously

6. Consideration and possible action of summary notes from the July 20, 2022 meeting

Mr. Patrick Pluscht asked if there were any comments, questions, or corrections needed.

Mr. Patrick Pluscht noted the summary notes need to be updated to reflect Ms. Glynnis Gaines was present at the meeting and that the spelling of her name needs to be corrected.

A motion to approve the summary with the noted modification was made by Ms. Glynnis Gaines. The motion was seconded by Dr. Sarah Lee. The motion passed unanimously

7. Discussion of the distance education delivery of Angelo State University's new Doctor of Education (EDD) degree with a program in Transformative Leadership, based on the LTAC's assessment of the application's compliance with THECB distance education rules and policy - Doctoral Proposal Subcommittee members/Institutional Representatives

Dr. Jacqueline Mok presented this item and was available for questions. The Angelo State University representatives Dr. Scarlet Clouse, Dr. Kim Livengood, Ms. Sara Carlisle, and Mr. Brian Braden were also available for questions.

8. Consideration and possible action to recommend for approval of the distance education delivery of Angelo State University's new Doctor of Education (EDD) degree with a program in Transformative Leadership, based on the LTAC's assessment of the application's compliance with THECB distance education rules and policy

A motion for approval was made by Dr. Jacqueline Mok as a recommendation from the Doctoral Proposal Subcommittee. The motion passed unanimously.

9. THECB Updates -

a) Community College Baccalaureate Degrees

Ms. Jessica Acton presented this item and was available for questions

b) State Authorization Reciprocity Agreements (SARA)

Ms. Jessica Acton presented this item and was available for questions

c) Building a Talent Strong Texas Strategic Plan - Credentials of Value

Ms. Melissa Henderson presented this item and was available for questions

d) Proposed Changes to Texas Administrative Code

Ms. Jessica Acton Presented this item and was available for questions

e) Digital Learning Updates

Dr. Kylah Torre presented this item and was available for questions

10. 2021 Institutional Distance Learning and Learning Technologies Survey Results

Mr. Patrick Pluscht provided an update and was available for questions

Dr. Jacqueline Mok suggested that agenda Items 13 and 14 be presented at this time due to the urgency of those items concerning upcoming rule amendments. Mr. Patrick Pluscht approved of the agenda adjustment.

13. Discussion of possible recommended amendments to Texas Administrative Code rules regarding distance education

Mr. Patrick Pluscht presented this item and was available for questions

Dr. Jacqueline Mok suggested that Item 13 discussion be paused in order to create a motion to present for Item 14. The discussion for those items was paused. Item 11 was presented. Items 12, 15, 16, and 17 were suspended until the next LTAC meeting.

11. Discussion of Course Sharing among Institutions of Higher Education

Dr. Michelle Singh presented this item and was available for questions

12. Discussion of Online Proctoring

Mr. Patrick Pluscht gave a brief overview of this item but there was no discussion. Discussion was suspended until the next LTAC meeting.

14. Consideration and possible action to recommend amendments to Texas Administrative Code rules regarding distance education

Mr. Patrick Pluscht and Dr. Jeff Freels presented this item and were available for questions

Dr. Jacqueline Mok made a motion to direct the LTAC Subcommittee to complete the work of the framework for proposing rule changes pertaining to distance education definitions and rule changes:

1. Propose technical changes to eliminate redundancies and to reposition sections for improved alignment in processes
2. Propose changes to definitions of distance education courses and programs, under 4.257
3. Propose changes to 4.260, Standards and Criteria for Institutions, to shift from program review processes to institutional review processes

And to permit the full LTAC to provide commentary and feedback to the Subcommittee by October 14, 2022

Dr. Charlene Stubblefield seconded the motion. 16 LTAC members voted for the motion, 1 LTAC opposed the motion, and there were no abstentions. The motion carries.

15. Restructuring of Workgroups

Suspended to the next LTAC meeting

16. Workgroup Sessions and Lunch

Suspended to the next LTAC meeting

17. Workgroup Session Reports

Suspended to the next LTAC meeting

18. Discussion of Future Agenda Items and Meeting Dates

Dr. Andrew Lofters suggested late December or early January for possible upcoming meeting dates.

Mr. Patrick Pluscht made a future agenda item recommendation for Discussion of Online Proctoring, Restructuring of Workgroups, Workgroup Sessions, and Workgroup Session Reports, THECB Updates, Doctoral Proposals, and Subcommittee Updates.

19. Adjournment

On a motion by Dr. Lydia Tena the Committee adjourned at 2:42 pm. The motion passed unanimously.



TEXAS HIGHER EDUCATION COORDINATING BOARD  
LEARNING TECHNOLOGY ADVISORY COMMITTEE MEETING  
Academic and Health Affairs/Digital Learning  
1801 N. Congress Ave., Suite 12.200,  
Austin, Texas 78701

**Learning Technology Advisory Committee**

January 13, 2023

10:00 AM – 2:30 PM

This meeting was held via video conference.

**Members present:** Patrick Pluscht - Chair, Charlene Stubblefield – Co-Chair, Luke Dowden, Glynnis Gaines, Mary Gentry, Robert Greene, Janet Kamps, Sarah Lee, Timothy L. Snyder, Lydia Tena, Niki Whiteside, Julie Delello, Jeffrey Freels, Darryl James, Pamela Morgan, Yun Wan, Megan Weatherly, Erin McGoff, Alexandria Herron, Bella Rodriguez

**Members absent:** Alicia Lloyd, Ruth Cubas-Chisum, Jacqueline Mok

**Staff present:** Michelle Singh, Andrew Lofters, Gwendolyn Morel, Carrie Gits, and Maryanne Maddoux

**Guests:**

**Summary Notes**

1. Welcome, introductions of new members and opening remarks

Mr. Patrick Pluscht, Chair, called the meeting to order. A quorum was met for this committee meeting.

2. Consideration of and possible action to approve summary notes from the October 7, 2022 meeting

Mr. Patrick Pluscht asked if there were any comments, questions, or corrections needed.

Hearing none, a motion to approve the summary notes was made by Dr. Robert Greene. The motion was seconded by Dr. Lydia Tena. Ms. Erin McGoff abstained from voting as she did not attend the meeting. The motion passed unanimously.

3. Discussion of recommended amendments to Texas Administrative Code rules regarding distance education

Mr. Patrick Pluscht, Chair, presented this item and was available for questions.

4. Discussion of the Principles of Good Practice

Mr. Patrick Pluscht, Chair, presented this item and was available for questions.

5. Discussion of Online Proctoring

Mr. Patrick Pluscht, Chair, presented this item and was available for questions.

6. THECB Updates

a) Community College Baccalaureate Degrees

Ms. Jessica Acton presented this item and was available for questions

b) State Authorization Reciprocity Agreements (SARA)

Ms. Jessica Acton presented this item and was available for questions

c) Building a Talent Strong Texas Strategic Plan - Credentials of Value  
Suspended to the next LTAC meeting

d) Digital Learning Updates

Dr. Carrie Gits presented this item and was available for questions

7. Restructuring of workgroups

Mr. Patrick Pluscht provided an update and was available for questions

8. Workgroup Sessions and Lunch

Mr. Patrick Pluscht presented this item and was available for questions

9. Discussion of Workgroup Session Reports

Mr. Patrick Pluscht presented this item and was available for questions

10. Discussion of Future Agenda Items and Meeting Dates

Dr. Andrew Lofters suggested March 3<sup>rd</sup> and March 31st for possible upcoming meeting dates.

Mr. Patrick Pluscht made a future agenda item recommendation for Texas Administrative Code Update, PGP Subcommittee Update, and Legislative Updates, in addition to standing LTAC meeting agenda items.

11. Adjournment

On a motion by Dr. Jeff Freels the Committee adjourned at 2:11 pm. The motion passed unanimously.

## AGENDA ITEM X-J

Consideration and possible action to approve the request to extend the current contract with the Institute for the Study of Knowledge Management in Education for up to six months to continue maintenance and support of the OERTX platform

RECOMMENDATION: Approval

### Background Information:

House Bill (HB) 3652, 86th Texas Legislature, required the Coordinating Board to contract with a high-quality open educational resource (OER) repository to develop and maintain a web portal that was customized to meet the needs of individual institutions of higher education, students, and others who may benefit from access to OER. In March 2020, the Coordinating Board contracted with the Institute for the Study of Knowledge Management in Education (ISKME), creators of OER Commons, to build, host, and maintain the OERTX Repository, a public digital library of OER for Texas higher education, which was launched September 1, 2020.

From 2020 to 2023, the Coordinating Board's original contract with ISKME allowed for renewal annually for up to three years, and the current contract is set to expire on August 31, 2023. HB 1, 88th Texas Legislature, appropriated funding for continued maintenance and support of the OERTX Repository. The Coordinating Board intends to issue a request for offers (RFO) to solicit bids for continued operation of OERTX, in line with state procurement guidelines. The approval of this request will allow ISKME to continue maintenance and support of the OERTX Repository under the current contract for up to an additional six months, to avoid interruption in services for the over 500,000 users of OERTX while the RFO process is underway.

Dr. Michelle Singh, Assistant Commissioner for Digital Learning, will present this item and be available to answer questions.

## AGENDA ITEM X-K

Consideration and possible action to adopt the report on the effectiveness of the Open Educational Resources Grant Program (General Appropriations Act, SB 1, 87th Texas Legislature, Regular Session, Rider 49)

RECOMMENDATION: Approval

### Background Information:

The Open Educational Resources Grant Program was designed to incentivize faculty at Texas institutions of higher education to adopt, modify, redesign, or develop courses that use only open educational resources (OER). Funds were allocated for the OER Grant program during the 85th legislature in 2017, and an initial round of grants was awarded in 2018. Additional funds were provided by the 86th Texas Legislature in 2019, and a second round of grants was awarded in 2020. Additional funding was appropriated by the 87th Texas Legislature in 2021. This report details the administration of the competitive grant program and provides initial information about cost savings for students from the use of OER by faculty grantees as well as the number of students served by the first and second rounds of grants (awarded in 2018 and 2020). Texas Education Code, Section 61.0668, which defined the OER Grant Program, expired on September 1, 2021. With stakeholder input through negotiated rulemaking, THECB proposed amendments to Texas Administrative Code, Title 19, Part 1, Chapter 4, Subchapter O, concerning the OER Grant Program. The new rules were adopted by the Board on October 27, 2022. Grants for a third round were awarded in spring 2023.

Rider 49, Senate Bill 1, 87th Texas Legislature, Regular Session, mandates that the THECB report information regarding the effectiveness of the OER Grant Program to the Legislative Budget Board and governor's office by October 1 of each year. The report contains: (1) the total number of grants distributed under the program; (2) the number of students who completed a course adopted, modified, redesigned, or developed under the program; (3) an estimate of the total amount of money saved by students due to the use of OER in courses adopted, modified, redesigned, or developed under the program; (4) a list of any subject areas that would benefit from the adoption, modification, or development of OER; and (5) recommendations on future steps for adopting, modifying, or developing OER.

The THECB report is provided under separate cover.

Dr. Michelle Singh, Assistant Commissioner for Digital Learning, will present this item and be available to answer questions.

## AGENDA ITEM X-L

### Consideration and possible action to approve the request to extend the current contract with the Apply Texas System vendor

#### RECOMMENDATION: Approval

Texas Higher Education Coordinating Board (THECB) staff requests approval to award up to \$450,000 to extend the current contract with Deloitte Consulting, LLP, and continue development of Apply Texas through September 30, 2024. The current contract amount is \$3,158,390.87 with an expiration date of September 30, 2023. Approval of this item would bring the total contract amount to \$3,923,390.87, with an expiration date of September 30, 2024. This is the first request for extension, and second amendment of this contract. The first amendment, for \$315,000 updated the project timeline and initiated the development of a content management system.

#### Background Information:

ApplyTexas is a centralized web portal for prospective students from Texas and other states to apply for admission to Texas higher education institutions. ApplyTexas was codified for university applicants in 1997 by the 75th Texas Legislature (Texas Education Code, Sections 51.762 and 51.763). The purpose of the program is to allow students to complete one application and submit it to multiple institutions of higher education. In 2005, the 79th Texas Legislature amended the statutes to include junior college districts, public state colleges, and public technical institutes. The THECB administers the ApplyTexas System in consultation with an advisory committee comprised of representatives of higher education institutions.

On January 5, 2023, the Coordinating Board contracted with Deloitte Consulting, LLP to develop ApplyTexas, with the goal of improving the user experience for students, counselors, and institution staff with the intent to create more efficient ways to receive and process application data, and increase overall application volume, especially with populations who are traditionally underserved.

To ensure the project meets the needs of all stakeholders, the Coordinating Board requests approval to expend additional funds and extend the length of the contract from September 30, 2023 through September 30, 2024. The additional funds and timeline will allow the project to complete the build of a content management system (CMS) and transcript integration within the admin portal and counselor suite. In addition, document upload capabilities and learner profile data ingestion will provide a more streamlined experience for applicants. Overall, the quality of the newly redesigned Apply Texas will be enhanced to best serve students, counselors, and institution staff.

Laura Brennan, Assistant Commissioner for College and Career Advising, will present this item and be available to answer questions.

## AGENDA ITEM X-M (1)

### Consideration and possible action to appoint members to the Academic Course Guide Manual Advisory Committee

RECOMMENDATION: Approval

#### Background Information:

Texas Higher Education Coordinating Board (THECB) staff requests member appointments for the Academic Course Guide Manual (ACGM) Advisory Committee. In accordance with Coordinating Board Rules, Chapter 1, Subchapter P, Rule 1.197, the ACGM Advisory Committee is charged with making recommendations for additions, deletions, and modifications of courses in the ACGM. The lower-division courses fulfill degree requirements in bachelor's degree programs, are identified in the Texas Core Curriculum, and are included in Field of Study Curricula.

The committee membership includes nine two-year college and nine public university representatives. The committee reviews how often courses are offered and reviews statewide enrollment trends of courses. Members are faculty, department heads, academic deans, and administrators familiar with transfer course applicability issues and processes to align course content. The committee meets two to three times per year to consider course additions and modifications and related matters.

Members serve staggered, three-year terms. The terms of chairs and co-chairs (if applicable) are two years dating from their election. Membership positions are selected with consideration given to type of institution, geographic location, administrative representation, and ethnic and gender composition. Staff recommends six total appointments for members, one reappointment and five new member appointments.

Nominees' current positions and institutions represent:

**Carmen Carter**, Assistant Provost for Academic Affairs, Prairie View A&M University

**Shane Kendall**, Department Chair Natural Sciences, St. Phillip's College

**Chris Nelson** (renominated), Dean of Liberal Arts, South Texas College

**Erica Richardson**, Associate Vice President of Academic Affairs, Trinity Valley Community College

**Steven Salvato**, Professor of Chemistry, Central Texas College

AGENDA ITEM X-M (1)

**Barbara Smith**, Senior Director, Transfer and Transition Student Success Services, The University of Texas at San Antonio

Elizabeth Mayer, Assistant Commissioner for Academic and Health Affairs, will be available to answer questions.



## AGENDA ITEM X-M (2)

### Consideration and possible action to appoint members to the Apply Texas Advisory Committee

RECOMMENDATION: Approval

#### Background Information

Texas Higher Education Coordinating Board (THECB) staff requests the appointment of new members to the ApplyTexas Advisory Committee (ATAC). In accordance with Texas Administrative Code, Title 19, Chapter 1, Subchapter F, Rule 1.128, the ATAC provides the board of the THECB with advice and recommendations regarding the common admission applications and the ApplyTexas System.

The ATAC is composed of individuals representing two- and four-year institutions, both public and private. The committee discusses and votes on changes that may be needed to the state common admission applications for the upcoming academic year. The committee also focuses on additional initiatives to strengthen student participation in and access to higher education. This committee may meet up to four times annually as needed to recommend appropriate changes to the common admission applications and the ApplyTexas System.

Members serve two-year staggered terms, with members rotating off the committee each year. In compliance with the rotation schedule, the appointment of 9 new members is needed. Recommendations for membership positions were selected from institutions' nominations, considering the type of institution, geographic location, as well as gender composition and college admission experience.

Nominee's current position and highest degree awarded:

**Tessie Bradford**, Dean of Student Services, Lamar State College - Port Arthur  
EdD in sports management, United States Sports Academy

**Katrina Brent**, Vice President Enrollment Management and Marketing, Lamar University  
EdD in educational leadership, Lamar University

**Jaimie Hansard**, Vice President for Enrollment Management, Texas Tech University  
MA in education, Midwestern State University

**Laura Isdell**, Executive Director of Admissions & Prospective Students, Lone Star College  
EdD in educational leadership and policy studies, University of Kansas

**Dara Newton**, Associate Vice President Strategic Enrollment, The University of Texas Rio Grande Valley

PhD in educational leadership and policy studies, The University of Texas at Arlington

**Mary Pascarella**, Associate Director of Graduate Admissions, Sam Houston State University

BA in English, University of Kansas

**Michael Sanders**, Associate Vice President of Enrollment, University of North Texas

MEd in higher and post-secondary education, Arizona State University

**Kristine Velasquez**, Director of Enrollment Outreach and Strategic Recruitment Initiatives, The University of Texas at El Paso

PhD in educational leadership and administration, New Mexico State University

**Miguel Wasielewski**, Vice Provost of Admissions, The University of Texas at Austin

PhD in educational administration, The University of Texas at Austin

Laura Brennan, Assistant Commissioner for College and Career Advising, will be available to answer questions.

## AGENDA ITEM X-M (3)

### Consideration and possible action to appoint members to the Certification Advisory Council

RECOMMENDATION: Adoption

#### Background Information:

Texas Higher Education Coordinating Board (THECB) staff requests three member appointments for the Certification Advisory Council (CAC). Texas Education Code, Section 61.314, and THECB Rule, Section 1.135, establish the CAC to advise the THECB on standards and procedures related to certification of private, nonexempt postsecondary educational institutions; to assist the Commissioner of Higher Education in the examination of individual applications for Certificates of Authority; and to perform other duties related to certification that the Board finds appropriate.

The CAC consists of six members with experience in higher education, three of whom are drawn from exempt private postsecondary institutions in Texas. The members are appointed for two-year staggered terms and may serve consecutive terms. The CAC meets quarterly as required. Three members' terms expire in August 2023. Appointment of two members from public higher education institutions in Texas and one member from a private/independent higher education institution in Texas will maintain the statutorily required composition of the council.

#### Nominees' current positions and highest degrees awarded:

**Cheryle Snead-Greene**, Assistant Provost, Prairie View A&M University  
PhD in Philosophy, The University of Texas at Austin

**Gina Anderson**, Associate Dean for Educator Preparation and Partnerships, Texas Woman's University  
EdD in Curriculum and Instruction, Oklahoma State University

**Dorothy Langley**, Dean, Adult and Continuing Education Program, Jarvis Christian University  
EdD in Higher Education and Adult Learning, Walden University

Elizabeth Mayer, Assistant Commissioner for Academic and Health Affairs, will be available to answer questions.

## AGENDA ITEM X-M (4)

### Consideration and possible action to appoint members to the Learning Technology Advisory Committee

RECOMMENDATION: Approval

#### Background Information:

Texas Higher Education Coordinating Board (THECB) staff requests member appointments for the Learning Technology Advisory Committee (LTAC). In accordance with Texas Administrative Code, Title 19, Chapter 1, Subchapter O, Rule 1.185, the LTAC provides the board of the THECB with advice and recommendations regarding the role that learning technology plays in Texas higher education.

The LTAC consists of 24 members with experience in distance education in higher education. Members represent Texas public universities (10 members), public community colleges (10 members), health-related institutions (2 members), independent institutions (1 member), and one student representative. The committee meets four to six times per year, including teleconferences, to consider learning technology matters.

Members serve staggered, three-year terms. The terms of chairs and co-chairs (if applicable) are two years dating from their election. Membership positions are selected with consideration given to type of institution, geographic location, administrative representation, and ethnic and gender composition. Staff recommends 10 total appointments for members, including two reappointments and eight new member appointments.

Nominees' current positions and highest degrees awarded:

**Patricia Abrego**, Director of Academic Technology, Texas A&M International University  
PhD in Educational Administration, Texas A&M University

**Michelle Giles**, Program Director Instructional Design and Technology, Assistant Professor,  
University of Houston–Clear Lake  
PhD in Educational Computing, University of North Texas

**Oscar Hernandez**, Associate Vice President of Institutional Effectiveness and Educational  
Technologies, Texas Southmost College  
MA in Spanish, Texas Tech University

**Jeneé Higgins**, Dean of eLearning and Instructional Design, Howard College  
MA in Humanities with Distinction, Tiffin University

**Poonum Kumar**, Associate Provost for Digital Learning, The University of Texas at Tyler  
EdD in Instruction and Curriculum Leadership, The University of Memphis

**Wade Redman**, Associate Dean for Online Learning, Department Chairperson, Texas Tech  
University Health Sciences Center  
PhD in Family and Consumer Sciences, Texas Tech University

**Michael Robertson**, Assistant Provost for Global, Online and Continuing Education, Southern  
Methodist University  
PhD in Information Science, University of North Texas

**Timothy Snyder**, (renominated) Associate Vice Chancellor for Teaching and Learning  
Innovation, Houston Community College System  
EdD in Educational Leadership, The University of Delaware

**Charlene Stubblefield**, (renominated) Executive Director of Center for Instructional Innovation  
and Technology Services, Prairie View A&M University  
MEd in Educational Technology, Texas A&M University

**Brett Welch**, Vice Provost for Digital Learning and Dean of Graduate Studies, Lamar University  
PhD in Curriculum and Instruction, University of New Orleans

Dr. Michelle Singh, Assistant Commissioner for Digital Learning, will present this item  
and be available to answer questions.

## AGENDA ITEM X-M (5)

### Consideration and possible action to appoint members to the Texas Transfer Advisory Committee

RECOMMENDATION: Approval

#### Background Information:

Texas Higher Education Coordinating Board (THECB) staff requests member appointments for the Texas Transfer Advisory Committee (TTAC). In accordance with Coordinating Board Rules, Chapter 1, Subchapter V, Rule 1.239, the TTAC provides the board of the THECB with advice and recommendations regarding undergraduate transfer in Texas higher education, recommendations for Field of Study Curricula, recommendations of Texas Core Curriculum courses relevant to specific disciplines, and courses for the Discipline Foundation Courses and the Directed Electives components.

The TTAC consists of 24 members with experience in transfer issues in higher education. Members represent Texas public universities (12 members), public community colleges (12 members), and one student representative. The committee meets at least two times per year, to consider Field of Study Curricula and other undergraduate transfer matters.

Members serve staggered, three-year terms. The terms of chairs and co-chairs (if applicable) are two years dating from their election. Membership positions are selected with consideration given to type of institution, geographic location, administrative representation, and ethnic and gender composition. Staff recommends eight total appointments for replacing members rotating off the committee.

#### Nominees' current positions:

**David Benz**, Director of Student Relations, College of Education, University of Houston Clear Lake

**Kambra Bolch** (renominated), Assistant Vice President for Academic Success, Texas State University

**Andrea Foskett**, Department Chair, Science & Agriculture and Professor of Anatomy & Physiology, Central Texas College

**Susan de Ghize**, Associate Professor of Music, Texas A&M University Corpus Christi

**Norma Hachar**, Professor of Mathematics and Department Chairperson, Laredo College

## AGENDA ITEM X-M (5)

**Cindy Mejia**, Executive Director, Student Success Strategies, University of Houston

**Arturo Montoya**, Associate Dean of Undergraduate Programs, Klesse College of Engineering & Integrated Design, The University of Texas at San Antonio

**Catherine Olivarez**, Dean of Transfer, Articulation, and Alternative Credit Programs, Dallas College

Elizabeth Mayer, Assistant Commissioner for Academic and Health Affairs, will be available to answer questions.

## AGENDA ITEM X-N (1)

Consideration and possible action to approve the request from Alamo District-Palo Alto College for a Bachelor of Applied Technology (BAT) degree with a major in Operations Management

RECOMMENDATION: Approval, beginning spring 2024

### **Background Information:**

Alamo District-Palo Alto College (Alamo-Palo Alto) is seeking approval to offer a Bachelor of Applied Technology (BAT) degree program in Operations Management. The proposed program would require 120 semester credit hours and would begin in spring 2024. The proposed program would be offered online and in person in San Antonio.

The proposed program would appeal to individuals pursuing managerial roles within a variety of industries, including information technology, human resources, construction, and healthcare. Workforce data from the Bureau of Labor Statistics and Texas Workforce Commission show above average growth for leadership and management positions in these industries. Through 2030, the TWC anticipates a 22% increase in job openings across all industries in the Alamo Workforce Development Area and above average (27%) growth for management positions.

There are 35 Texas public institutions offering a baccalaureate in business management. These programs combined produced 6,508 graduates in 2021. Of the 39 programs, only three are applied baccalaureates designed for students who have earned a related associate of applied science degree.

**Alamo District-Palo Alto College** (*Accountability Peer Group: Very Large Colleges*)

<i>Completion Measures</i>		<i>Institution</i>		<i>State</i>
<i>Graduate</i>	Master's 5-Year Graduation Rate	N/A		76.3%
	Doctoral 10-Year Graduation Rate	N/A		63.7%
<i>Status of Recently Approved Doctoral Programs</i>	The institution has met its projected enrollments for all new doctoral program(s) approved in the last five years:	Yes	No	<u>N/A</u>
	The institution has met its resource commitments for new doctoral program(s) approved in the last five years:	Yes	No	<u>N/A</u>



**Proposed Program:**

This online and face-to-face program would require 120 semester credit hours (SCHs) of instruction that would be available beginning spring 2024. Alamo-Palo Alto's Bachelor of Applied Technology degree would complement the college's existing Associate of Applied Science in Business Management and Operations. After earning the associate degree and completing Texas Core Curriculum requirements, students would take an additional 30 SCHs of upper-division coursework to complete the BAT.

The institution estimates that five-year costs would total \$2,413,839.

**Existing Programs:**

There are 35 public institutions and 29 independent universities offering baccalaureate programs in business management in Texas.

**Public Universities:**

Angelo State University  
Lamar University  
Midwestern State University  
Prairie View A&M University  
Sam Houston State University  
Stephen F. Austin State University  
Sul Ross State University  
Tarleton State University  
Texas A&M International University  
Texas A&M University  
Texas A&M University-Central Texas  
Texas A&M University-Commerce  
Texas A&M University-Corpus Christi  
Texas A&M University-Kingsville  
Texas A&M University-San Antonio  
Texas A&M University-Texarkana  
Texas Southern University  
Texas State University  
Texas Tech University  
Texas Woman's University  
The University of Texas at Arlington  
The University of Texas at Austin  
The University of Texas at Dallas  
The University of Texas at El Paso  
The University of Texas at San Antonio  
The University of Texas at Tyler  
The University of Texas Permian Basin  
The University of Texas Rio Grande Valley  
University of Houston

University of Houston-Clear Lake  
University of Houston-Victoria  
West Texas A&M University

**Public Community Colleges:**

Brazosport College  
Midland College  
South Texas College

**Independent Colleges and Universities:**

Abilene Christian University  
Amberton University  
Baylor University  
Concordia University Texas  
Dallas Baptist University  
Hardin-Simmons University  
Houston Christian College  
Howard Payne University  
Huston-Tillotson University  
Jarvis Christian University  
LeTourneau University  
Lubbock Christian University  
McMurry University  
Our Lady of the Lake University of San Antonio  
Parker University  
Schreiner University  
Southern Methodist University  
Southwestern Assemblies of God University  
St. Edward's University  
Texas Christian University  
Texas Lutheran University  
Texas Wesleyan University  
Trinity University  
University of Dallas  
University of Mary Hardin-Baylor  
University of St. Thomas  
University of the Incarnate Word  
Wayland Baptist University  
Wiley College

There are six existing programs within a 60-minute drive of the proposed program. The Texas A&M University-San Antonio program is located three miles from the proposed program.

In 2022, there were a total of 24,550 declared majors at the public universities and community colleges.

<b><i>Start-Up Projections:</i></b>	<b><i>Yr. 1</i></b>	<b><i>Yr. 2</i></b>	<b><i>Yr. 3</i></b>	<b><i>Yr. 4</i></b>	<b><i>Yr. 5</i></b>
<i>Students Enrolled</i>	95	225	180	225	270
<i>Graduates</i>	0	225	180	225	270
<i>Avg. Financial Assistance</i>	0	0	0	0	0
<i>Students Assisted</i>	0	0	0	0	0
<i>Core Faculty (FTE)</i>	2	3	4	5	6
<i>Total Costs</i>	\$167,487	\$450,527	\$500,560	\$591,398	\$703,867
<i>Total Funding</i>	\$167,487	\$556,875	\$623,271	\$959,996	\$1,097,324
<i>% From Formula Funding</i>	0	0	9%	23%	20%

FIVE-YEAR COSTS	
Personnel	
Faculty	\$ 1,683,621
Faculty (Reallocated)	\$ 0
Program Administration (New)	\$ 0
Program Administration (Reallocated)	\$ 0
Graduate Assistants (New)	\$ 0
Graduate Assistants (Reallocated)	\$ 0
Clerical/Staff (New)	\$ 178,587
Clerical/Staff (Reallocated)	\$ 0
Other (fringe benefits)	\$ 390,478
Student Support	\$ 0
Supplies and Materials	\$ 22,500
Library and IT Resources	\$ 22,500
Equipment	\$ 5,000
Facilities	\$ 0
Other (staff development, travel)	\$ 111,153
<b>Total</b>	<b>\$ 2,413,839</b>

FIVE-YEAR FUNDING	
Formula Funding (Years 3-5)	\$ 504,202
Other State Funding	\$ 0
Reallocation of Existing Resources	\$ 13,987
Federal Funding (In-Hand Only)	\$ 0
Tuition and Fees	\$ 2,821,500
Other (success points)	\$ 65,264
<b>Total</b>	<b>\$ 3,404,953</b>

### Major Commitments:

In accordance with the institution's proposed hiring schedule, Alamo-Palo Alto will hire five core faculty members. One core faculty member will be hired to start each fall semester for the first five years of the program. By June 1 of each of these years, the institution will provide documentation of the hires through submission of a letter of intent, curricula vitae, and list of business management courses to be taught.

Elizabeth Mayer, Assistant Commissioner for Academic and Health Affairs, will present this item and be available to answer questions.

## Online Resume for Legislators and Other Policymakers

### ALAMO CCD-PALO ALTO COLLEGE

Location: San Antonio, South Texas Region

Very Large Accountability Peer Group: ACCD, ACCD - Northeast Lakeview, ACCD - Northwest Vista, ACCD - San Antonio College, ACCD - St. Philip's College, Austin Community College, Collin County Community College, DCCCD, DCCCD - Brookhaven College, DCCCD - Cedar Valley College, DCCCD - Eastfield College, DCCCD - El Centro College, DCCCD - Mountain View College, DCCCD - North Lake College, DCCCD - Richland College,

Degrees Offered: Associate's, Certificate 1, Certificate 2

[Institutional Resumes](#)

[Accountability System](#)

[Definitions](#)

[Institution Home Page](#)

Enrollment						
Race/Ethnicity	Fall 2017 Number	Percent	Fall 2021 Number	Percent	Fall 2022 Number	Percent
White	1,431	15.3%	1,472	13.9%	1,386	13.0%
Hispanic	7,341	78.4%	8,127	77.0%	8,232	77.4%
African-American	302	3.2%	646	6.1%	589	5.5%
Asian/Pacific Isl.	79	.8%	130	1.2%	135	1.3%
Other	215	2.3%	184	1.7%	299	2.8%
<b>Total</b>	<b>9,368</b>	<b>100.0%</b>	<b>10,559</b>	<b>100.0%</b>	<b>10,641</b>	<b>100.0%</b>
Enrolled in Dev Ed	1,535	16.4%	1,513	14.3%	0	.0%
Enrolled Dual Credit	2,462	26.3%	2,624	24.9%	0	.0%

Funding		
FY 2022 Amount	FY 2017 Amount	Pct of Total
Appropriated Funds	\$82,087,546	17.8%
Federal Funds	\$102,725,991	22.3%
Tuition & Fees	\$54,367,170	11.8%
<b>Total Revenue</b>	<b>\$460,586,678</b>	<b>100.0%</b>

Tax Rate per \$100 Taxable Property	
FY 2022	
FY 2021	\$ .149200

Costs for District								
Average Annual Total Academic Costs for Resident Undergraduate Student Taking 30 SCH								
Fiscal Year	Institution				Peer Group			
	In- District	Percent Increase	Out-of- District	Percent Increase	In- District	Percent Increase	Out-of- District	Percent Increase
2018	\$2,760	.0%	\$7,170	.0%	\$2,135	.0%	\$2,996	.0%
2019	\$2,760	.0%	\$7,170	.0%	\$2,124	-.5%	\$2,810	-6.2%
2020	\$3,062	10.9%	\$6,542	-8.8%	\$2,248	5.8%	\$4,622	64.5%
2021	\$3,112	1.6%	\$6,592	.8%	\$2,623	16.7%	\$5,310	14.9%
2022	\$3,112	.0%	\$6,592	.0%	\$2,800	6.7%	\$5,758	8.4%

Student Success																																
Graduation Rate of First-time, Full-time, Credential-seeki Students after 3, 4 and 6 Years					Graduates Employed and/or Enrolled in Four-year Institution the Following Fall					Three-year Graduation and Persistence for First-time, Full-t Undergraduate Students Requiring Developmental Education																						
Cohort & Duration		Institution		Peer Group Avg		Year		Institution		Peer Group		Fall 2018 Cohort		Fall 2017 Cohort		Rate																
Fall 2015 3-year		479		37.0%		1,023		23.2%		FY 2017		92.0%		89.9%																		
Fall 2018 3-year		713		34.4%		949		24.6%		FY 2020		85.0%		86.3%																		
Fall 2019 3-year		948		26.2%		1,128		23.5%		FY 2021		88.6%		88.2%																		
Fall 2014 4-year		497		36.6%		1,084		29.9%		Two-year Persistence of First-time, Full-ti Credential-seeking Undergraduates							Percent of Students Who Transferred to a Four-year institution with Less Than 30 SCH and 30 SCH or More															
Fall 2017 4-year		670		37.0%		854		33.8%		Fall 2015		Fall 2019		Fall 2020																		
Fall 2018 4-year		713		41.8%		949		33.2%		Institution Persistence at:							Institution		Peer Group Avg													
Fall 2012 6-year		339		44.5%		1,231		35.8%		Total		62.9%		46.4%		53.9%																
Fall 2015 6-year		479		54.3%		829		45.4%		Same		41.5%		31.1%		35.0%																
Fall 2016 6-year		494		42.1%		844		45.3%		Other		21.4%		15.2%		18.9%																
										Peer Group Persistence at:							Year		< 30 SCH		30+ SCH		< 30 SCH		30+ SCH							
										Total							59.0%		51.6%		55.2%		FY 2017		5.3%		14.9%		4.8%		16.0%	
										Same							38.6%		35.6%		36.3%		FY 2021		4.2%		20.9%		5.3%		20.9%	
										Other							20.4%		15.9%		18.9%											

## Online Resume for Prospective Students, Parents and the Public

### ALAMO CCD-PALO ALTO COLLEGE

Location: San Antonio, South Texas Region

Very Large Accountability Peer Group: ACCD, ACCD - Northeast Lakeview, ACCD - Northwest Vista, ACCD - San Antonio College, ACCD - St. Philip's College, Austin Community College, Collin County Community College, DCCCD, DCCCD - Brookhaven College, DCCCD - Cedar Valley College, DCCCD - Eastfield College, DCCCD - El Centro College, DCCCD - Mountain View College, DCCCD - North Lake College, DCCCD - Richland College,

Degrees Offered: Associate's, Certificate 1, Certificate 2

[Institutional Resumes](#)

[Accountability System](#)

[Definitions](#)

[Institution Home Page](#)

Enrollment				
Race/Ethnicity	Institution		Peer Group Avg.	
	Fall 2022	% Total	Fall 2022	% Total
White	1,386	13.0%	5,302	21.6%
Hispanic	8,232	77.4%	12,833	52.4%
African American	589	5.5%	3,189	13.0%
Asian/Pacific Isl.	135	1.3%	1,517	6.2%
International	2	.0%	552	2.3%
Other & Unknown	297	2.8%	1,115	4.5%
<b>Total</b>	<b>10,641</b>	<b>100.0%</b>	<b>24,511</b>	<b>100.0%</b>

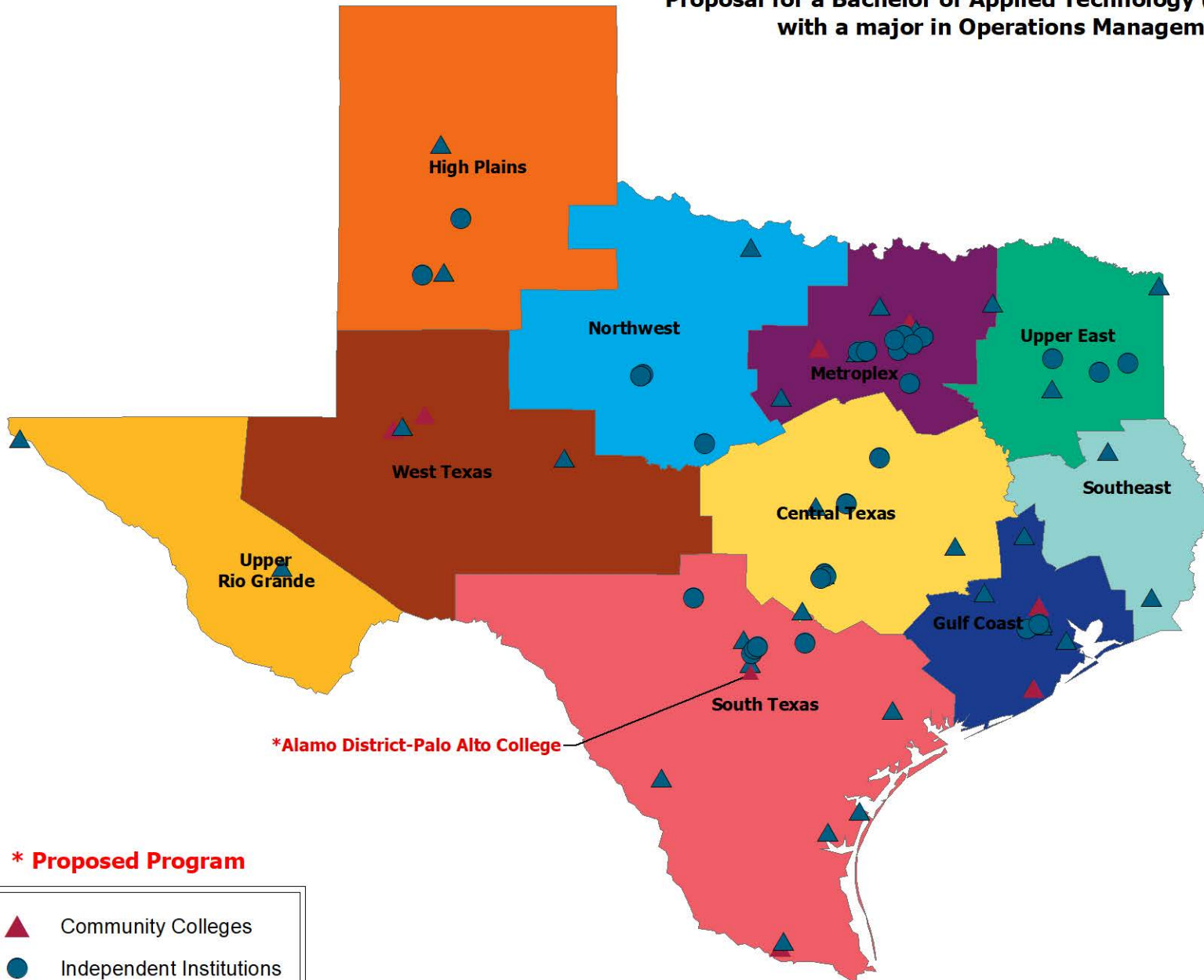
Student Success				
Two-year Persistence of First-time, Full-time, Credential-seeking Undergraduates, Fall 2020		Graduation Rate of First-time, Full-time, Credential-seeking Students after 3, 4 and 6 Years		
		Cohort & Duration	Institution Cohort	Peer Group Avg Rate
Cohort	Institution			
	694			
	53.9%			
	35.0%			
Total	18.9%			
Same				
Other				

Percent of Students Who Transferred to a Four-year institution with Less Than 30 SCH and 30 SCH or More				
Year	Institution		Peer Group Avg	
	Less Than 30 SCH	30 SCH or More	Less Than 30 SCH	30 SCH or More
FY 2017	5.3%	14.9%	4.8%	16.0%
FY 2021	4.2%	20.9%	5.3%	20.9%

Percent of Graduates from Preceding FY Who Were Employed or Enrolled in Four-year Institution the Following Fall		
FY 2021	Peer Group Avg	
	Institution	Group Avg
Total Emp & Enr	88.6%	88.2%
Employed	32.3%	38.7%
Enrolled	22.2%	19.2%
Both Emp & Enr	34.1%	30.2%

Degrees & Certificates Awarded		
FY 2022		
Type	Institution	Peer Group Avg
BAT	0	21
Associate's	1,423	1,907
Certificate 1	218	443
Certificate 2	50	95
Adv Tech Certificate	0	11
ESC Completer	0	2
Core Completer	987	1,246
FOS Completer	64	167

## Proposal for a Bachelor of Applied Technology (BAT) degree with a major in Operations Management



### \* Proposed Program

- ▲ Community Colleges
- Independent Institutions
- ▲ Public Universities

## AGENDA ITEM X-N (2)

Consideration and possible action to approve the request from Tarleton State University for a Doctor of Philosophy (PhD) degree with a major in Animal and Natural Resource Sciences

RECOMMENDATION: Approval, beginning fall 2024

Background information:

Tarleton State University (Tarleton State) is proposing a Doctor of Philosophy (PhD) degree program in Animal and Natural Resources Sciences. The program would be offered face-to-face on the Tarleton main campus in Stephenville, starting in fall 2024. The program would only admit students who have a related Master of Science (MS) degree, and it would require 60 semester credit hours (SCHs) of all students. Apart from a repeated 1 SCH Graduate Seminar course, the curriculum consists of designated electives in various related disciplines chosen by the student in consultation with the dissertation committee.

Workforce needs are difficult to assess because this is an interdisciplinary program, and individual students can follow several different career trajectories depending on their research topics and professional interests. Combining several different job categories, the Bureau of Labor Statistics estimates an annual average of 680 openings nationally through 2031, which is fewer than the 3,621 master's and doctoral-level graduates in 2021. In Texas, a heavily agricultural state, the workforce demand appears stronger: the 224 average annual openings projected by the Texas Workforce Commission (TWC) is closer to the 302 master's and doctoral graduates in various related disciplines. A search for just one month (Jan. 4-Feb. 17, 2022) on the Texas A&M Wildlife Job Board found 94 positions in the field requiring a PhD.

The program would be the first of its kind in the nation. Existing programs in Texas and the U.S. are typically in Animal Science, Range Science, Wildlife Ecology, Wildlife Conservation Biology, or similar programs, although none feature a combination of both food production agriculture and conservation as the focus of the program. The program would build upon Tarleton State's MS programs in Animal Science, Agriculture and Natural Resources, Environmental Science, Agricultural and Consumer Resources, and Biology.

In accordance with the institution's proposed hiring schedule, Tarleton State will hire one new tenure-track faculty member in Year 2. There is no national accrediting body relating to Animal and Natural Resource Sciences.

**Tarleton State University** (Accountability Peer Group: *Comprehensive*)



<i>Completion Measures</i>		<i>Institution</i>	<i>State</i>
<i>Graduate</i>	Master's 5-Year Graduation Rate	62%	78%
	Doctoral 10-Year Graduation Rate	N/A	66%
<i>Status of Recently Approved Doctoral Programs</i>	The institution has met its projected enrollments for all new doctoral program(s) approved in the last five years:	Yes	<u>No</u> N/A
	Recently Approved Doctoral Programs: <ul style="list-style-type: none"> <li>• Medicine (MD, 2018)</li> <li>• Communication Disorders and Sciences (PhD, 2018)</li> <li>• Nursing Practice (DNP, 2021)</li> <li>• Business Administration (DBA, 2023)</li> </ul> The institution has met its resource commitments for new doctoral program(s) approved in the last five years: <ul style="list-style-type: none"> <li>• Four projected faculty have not yet been hired.</li> </ul>	Yes	<u>No</u> N/A

### Proposed Program:

The proposed program would require 60 semester credit hours beyond a master's degree. The program would be offered face-to-face on Tarleton's main Stephenville campus, starting in fall 2024. There are no plans to have formal concentrations or tracks within the program, but students can customize the curriculum to their professional and academic interests by working with advisors to build a program from over 40 elective courses. The program would require a dissertation with an oral defense.

The institution estimates that five-year costs would total \$5,870,595.

### Existing Programs:

The proposed program would be the first in the nation to combine Animal Sciences within a wholistic concept of Natural Resources. There are five related doctoral programs at three public universities in Texas.

#### Public Universities:

Texas A&M University: Animal Science; Rangeland, Wildlife, and Fisheries Management

Texas A&M University-Kingsville: Wildlife and Rangeland Sciences

Texas Tech University: Animal Science; Wildlife, Aquatic, and Wildlands Science

There are no existing programs within a 60-minute drive of the proposed program.

In 2023, there were a total of 12 doctoral graduates from these related programs.

<b><i>Start-Up Projections:</i></b>	<b><i>Yr. 1</i></b>	<b><i>Yr. 2</i></b>	<b><i>Yr. 3</i></b>	<b><i>Yr. 4</i></b>	<b><i>Yr. 5</i></b>
<i>Students Enrolled</i>	8	14	20	25	27
<i>Graduates</i>	0	0	0	3	5
<i>Avg. Financial Assistance</i>	\$26,000	\$26,000	\$26,000	\$26,000	\$26,000
<i>Students Assisted</i>	8	14	20	25	27
<i>Core Faculty (FTE)</i>	14	14	14	14	14
<i>Total Costs</i>	\$1,126,839	\$1,166,439	\$1,192,439	\$1,192,439	\$1,192,439
<i>Total Funding</i>	\$2,537,832	\$2,568,545	\$2,800,336	\$2,807,502	\$2,861,449
<i>% From Formula Funding</i>	0	0	8%	8%	10%

**Costs and Funding:**

Most faculty salary costs would be reallocated from existing resources.

<b>Estimated Five-Year Costs</b>		<b>Estimated Five-Year Funding</b>	
Personnel		Formula Funding (Years 3-5)	\$ 718,606
Faculty	\$ 158,400	Other State Funding	\$ 0
Faculty (Reallocated)	\$ 3,388,945	Reallocation of Existing Resources	\$ 3,529,195
Program Administration (New)	\$ 0	Federal Funding (In-Hand Only)	\$ 0
Program Administration (Reallocated)	\$ 0	Tuition and Fees	\$ 372,648
Graduate Assistants (New)	\$ 2,158,000	Other	\$ 8,955,217
Graduate Assistants (Reallocated)	\$ 0		
Clerical/Staff (New)	\$ 0		
Clerical/Staff (Reallocated)	\$ 140,250		
Other	\$ 0		
Student Support	\$ 0		
Supplies and Materials	\$ 25,000		
Library and IT Resources	\$ 0		
Equipment	\$ 0		
Facilities	\$ 0		
Other	\$ 0		
<b>Total</b>	<b>\$ 5,870,595</b>	<b>Total</b>	<b>\$ 10,005,937</b>

**Major Commitments:**

In accordance with the institution's proposed hiring schedule, Tarleton State will hire one new tenure-track faculty member to start in fall 2025. The institution will expend the \$25,000 equipment budget during the first five years. The institution will submit reports in Years 1, 3, and 5 confirming institutional commitments and assessing the progress of program implementation.

Elizabeth Mayer, Assistant Commissioner for Academic Quality and Workforce, will present this item and be available to answer questions.

# Online Resume for Legislators and Other Policymakers

## TARLETON STATE UNIVERSITY

Location: Stephenville, Metroplex Region

Comprehensive Accountability Peer Group: Lamar University, Prairie View A&M Univ, Stephen F. Austin State Univ, Texas A&M International, West Texas A&M Univ

Out-Of-State Peers: Arkansas State University-Main Campus, Florida Gulf Coast University, New Mexico State University, Slippery Rock University, University Of Central Missouri

Degrees Offered: Associate's, Bachelor's, Master's, Doctoral

[Institutional Resumes](#)

[Accountability System](#)

[Definitions](#)

[Institution Home Page](#)

Enrollment						
Race/Ethnicity	Fall 2017		Fall 2021		Fall 2022	
	Number	Percent	Number	Percent	Number	Percent
White	8,615	66.2%	8,875	63.4%	8,820	62.6%
Hispanic	2,435	18.7%	3,030	21.7%	3,144	22.3%
African American	1,286	9.9%	1,350	9.6%	1,264	9.0%
Asian	183	1.4%	173	1.2%	176	1.2%
International	51	.4%	86	.6%	103	.7%
Other & Unknown	449	3.4%	481	3.4%	586	4.2%
<b>Total</b>	<b>13,019</b>	<b>100.0%</b>	<b>13,995</b>	<b>100.0%</b>	<b>14,093</b>	<b>100.0%</b>
TX First Time Transfers	Number	% of UG	Number	% of UG	Number	% of UG
	1,196	10.8%	1,058	9.1%	1,053	8.9%
Two-Year Institutions	Number	% of UG	Number	% of UG	Number	% of UG
	183	1.6%	260	2.2%	216	1.8%

Costs				
Average Annual Total Academic Costs for Resident Undergraduate Student Taking 30 SCH				
Fiscal Year	Texas Rates			
	Institution Average	Percent Increase	Peer Group Average	Percent Increase
2018	\$8,417	.0%	\$9,079	.0%
2019	\$8,692	3.3%	\$9,474	4.4%
2020	\$8,956	3.0%	\$9,759	3.0%
2021	\$9,529	6.4%	\$9,997	2.4%
2022	\$9,728	2.1%	\$10,144	1.5%
2023	\$10,294	5.8%	\$10,238	.9%

Financial Aid						
Fiscal Year	Institution		Peer Group		OOS Peer Group	
	Percent	Avg Amt	Percent	Avg Amt	Percent	Avg Amt
Federal Student Loans						
2020	0%	\$0	0%	\$0	0%	\$0
2021	0%	\$0	0%	\$0	0%	\$0
Federal, State, Institutional or Other Grants Known by Institutions						
2020	0%	\$0	0%	\$0	0%	\$0
2021	0%	\$0	0%	\$0	0%	\$0
Federal (Pell) Grants						
2020	0%	\$0	0%	\$0	0%	\$0
2021	0%	\$0	0%	\$0	0%	\$0

Student Success						
One-Year Persistence of First-time, Full-time, Degree Seeking Undergraduates				Graduation Rates		
Enter Fall 2016		Enter Fall 2020	Enter Fall 2021	Cohort	Institution Rate	Peer Group Rate
Cohort	2,043	2,177	2,011	Fall 2013 4-year	33.3%	26.8%
Total	83.8%	81.7%	81.5%	Fall 2017 4-year	39.6%	31.5%
Same	67.2%	69.6%	70.4%	Fall 2018 4-year	38.4%	31.7%
Other	16.7%	12.1%	11.1%	Fall 2012 5-year	49.1%	41.6%
Two-Year Persistence of First-time, Full-time, Degree Seeking Undergraduates				Fall 2016 5-year	50.8%	47.4%
Enter Fall 2015		Enter Fall 2019	Enter Fall 2020	Fall 2017 5-year	55.5%	48.0%
Institution Persistence				Fall 2011 6-year	53.8%	47.0%
Cohort	1,830	1,981	2,172	Fall 2015 6-year	59.5%	54.0%
Total	77.9%	72.4%	71.9%	Fall 2016 6-year	56.7%	53.4%
Same	57.7%	57.5%	57.6%	National Comparison (IPEDS Definition)		
Other	20.2%	14.9%	14.3%	Cohort	Institution Rate	OOS Peers Rate
Peer Group Persistence				Fall 2012 4-year	24.0%	29.4%
Cohort	1,587	1,587	1,527	Fall 2011 5-year	39.0%	46.0%
Total	75.0%	72.5%	69.5%	Fall 2010 6-year	43.0%	51.2%
Same	57.8%	59.7%	56.8%			
Other	17.1%	12.7%	12.6%			

Average Number of Fall & Spring Semesters and SCH Attempted for Bachelor's Degree						
Year	Institution			Peer Group Average		
	Grads	Sem	SCH	Grads	Sem	SCH
FY 2018	1,806	10.40	134.00	1,239	10.26	138.33
FY 2021	1,854	9.60	133.00	1,365	9.56	134.50
FY 2022	1,909	9.60	131.00	1,320	9.43	133.00

Six-year Graduation & Persistence Rate, Fall .		
Student Group	Cohort	Rate
For Students Needing Dev Ed		
Institution	.	.
For Students NOT Needing Dev Ed		
Institution	.	.

\*Peer Group data is average for peer group.

Funding						
Source	FY 2017 Amount	Pct of Total	FY 2021 Amount	Pct of Total	FY 2022 Amount	Pct of Total
Appropriated Funds	\$63,527,452	37.9%	\$62,943,792	27.6%	\$70,311,764	28.7%
Federal Funds	\$27,694,434	16.5%	\$57,260,009	25.1%	\$60,066,973	24.5%
Tuition & Fees	\$62,071,538	37.1%	\$83,273,755	36.5%	\$88,655,391	36.2%
<b>Total Revenue</b>	<b>\$167,449,421</b>	<b>100.0%</b>	<b>\$228,023,097</b>	<b>100.0%</b>	<b>\$244,780,690</b>	<b>100.0%</b>

# Online Resume for Prospective Students, Parents and the Public

## TARLETON STATE UNIVERSITY

Location: Stephenville, Metroplex Region

Comprehensive Accountability Peer Group: Lamar University, Prairie View A&M Univ, Stephen F. Austin State Univ, Texas A&M International, West Texas A&M Univ

Out-Of-State Peers: Arkansas State University-Main Campus, Florida Gulf Coast University, New Mexico State University, Slippery Rock University, University Of Central Missouri

Degrees Offered: Associate's, Bachelor's, Master's, Doctoral

[Institutional Resumes](#)

[Accountability System](#)

[Definitions](#)

[Institution Home Page](#)

Enrollment		
Race/Ethnicity	Fall 2022	
	Number	Percent
White	8,820	62.6%
Hispanic	3,144	22.3%
African American	1,264	9.0%
Asian	176	1.2%
International	103	.7%
Other & Unknown	586	4.2%
<b>Total</b>	<b>14,093</b>	<b>100.0%</b>
TX First Time Transfers		
Number	% of UG	
Two-Year Institutions	1,053	8.9%
Other Institutions	216	1.8%

Baccalaureate Success				
Graduation Rate of First-time, Full-time Degree-seeking Students				
Entering				
Measure	Fall	Rate		
4-year Rate Total	2018	38.4%		
Same Institution		32.9%		
Other Institutions		5.5%		
5-year Rate Total	2017	55.5%		
Same Institution		47.0%		
Other Institutions		8.4%		
6-year Rate Total	2016	56.7%		
Same Institution		45.8%		
Other Institutions		10.9%		
<a href="#">Grad Rates by Ethnicity</a>				
1-Year Persistence, Fall 2021				
Total		81.5%		
Same		70.4%		
Other		11.1%		
2-Year Persistence, Fall 2020				
Total		71.9%		
Same		57.6%		
Other		14.3%		
Avg Number SCH for Bachelor's Degree				
FY 2022 Average				
Sem		SCH		
All	9.60	131.00		

Degrees Awarded	
Type	FY 2022
Bachelor's	2,713
Master's	812
Doctoral	38
Professional	0
<b>Total</b>	<b>3,563</b>

[Degrees by Ethnicity](#)

First-time Licensure or Certification Examination Pass Rate	
Field	FY 2022 Rate
Law	%
Pharmacy	%
Nursing	94.1%
Engineering	%

\*Data for FY 2021

Admissions		
Middle 50% of Test Scores, for First-Time Undergraduates, Fall 2022		
Test Section	ACT	SAT
Composite	<a href="https://nces.ed.gov/">https://nces.ed.gov/</a>	
Math		
English		
Critical Reading		

Application for First-time Undergraduate Admission Fall 2022			
Race/Ethnicity	Applicants	Accepted	Enrolled
White	4,512	78.5%	45.5%
African American	954	70.2%	17.6%
Hispanic	2,825	75.0%	25.3%
Asian	129	76.0%	24.5%
International	48	64.6%	51.6%
Other	512	77.0%	35.3%
<b>Total</b>	<b>8,980</b>	<b>76.4%</b>	<b>35.7%</b>

Costs				
Average Annual Academic Costs for Resident Undergraduate Student Taking 30 SCH				
Fiscal Year	Institution Average	Percent Increase	Peer Group Average	Percent Increase
2018	\$8,417	.0%	\$9,211	.0%
2019	\$8,692	3.2%	\$9,631	4.4%
2020	\$8,956	2.9%	\$9,920	2.9%
2021	\$9,529	6.0%	\$10,091	1.7%
2022	\$9,728	2.0%	\$10,227	1.3%
2023	\$10,294	5.5%	\$10,227	.0%
Annual Costs for Resident Undergraduate Student Taking 30 SCH, FY 2023				
Type of Cost		Average Amount		
Total Academic Cost		\$10,294		
On-campus Room & Board				
Books & Supplies				
Off-Campus Transportation & Personal Expenses				
<b>Total Cost</b>		<b>\$10,294</b>		

[Rates of Tuition per SCH](#)

[Mandatory Fees](#)

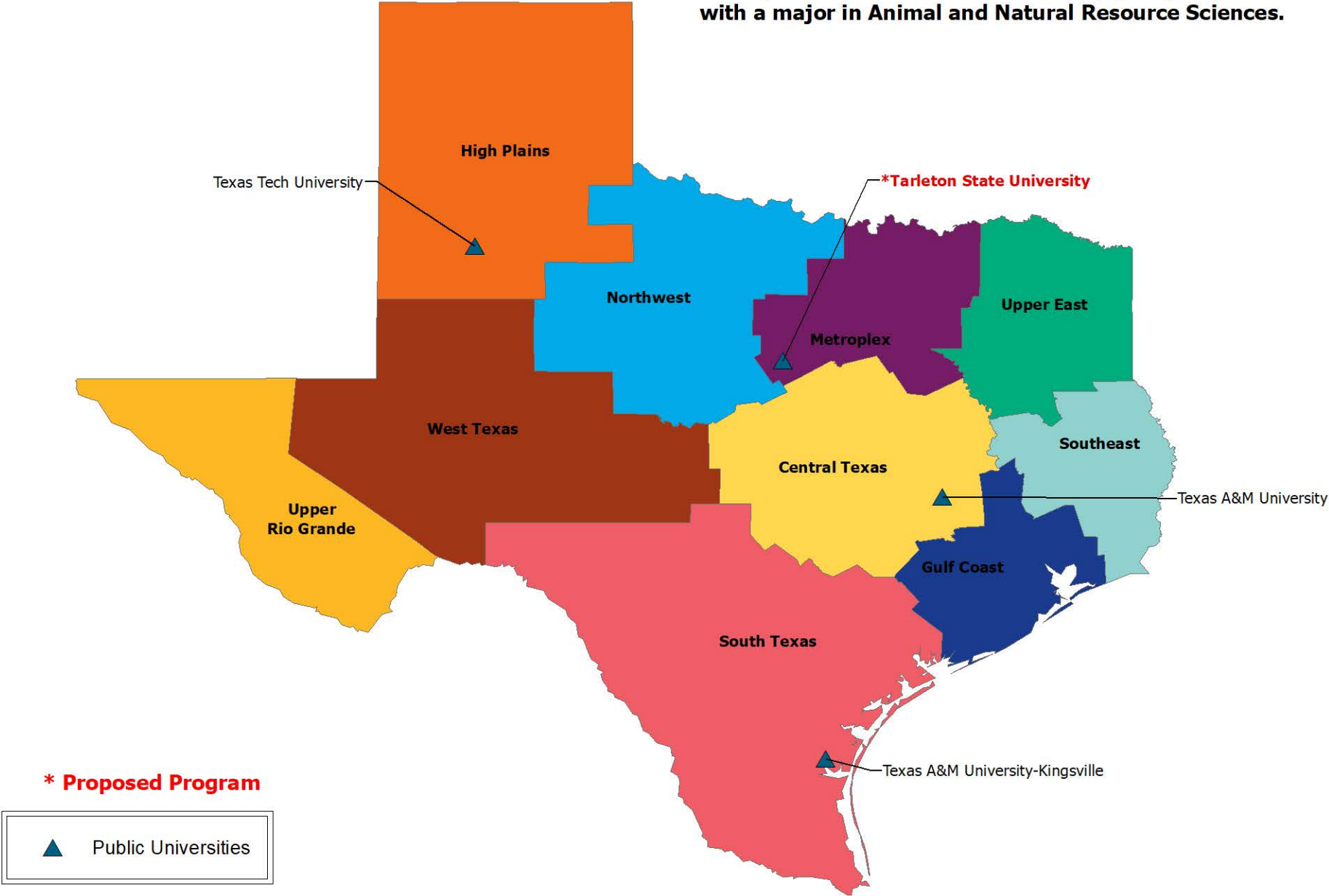
Instruction		
Measure of Excellence	Fall 2022	
Undergraduate Classes with < 20 Students	%	
Undergraduate Classes with > 50 Students	%	
% of Teaching Faculty Tenured/Tenure-track *	52.4%	
Student/Faculty Ratio *	24:1	

\* Fall 2021 Data

Financial Aid		
Enrolled in FY 2021		
Type of Aid	% of UGs Receiving	Average Amount
Grants or Scholarships	0%	\$0
Federal (Pell) Grants	0%	\$0
Federal Student Loans	0%	\$0

Funding		
Source	FY 2022 Amount	Pct of Total
Appropriated Funds	\$70,311,764	28.7%
Federal Funds	\$60,066,973	24.5%
Tuition & Fees	\$88,655,391	36.2%
<b>Total Revenue</b>	<b>\$244,780,690</b>	<b>100.0%</b>

**Proposal for a Doctor of Philosophy (PhD) degree  
with a major in Animal and Natural Resource Sciences.**



## AGENDA ITEM X-N (3)

Consideration and possible action to approve the request from Texas A&M University for a Bachelor of Science and a Bachelor of Arts degree with a major in Journalism

RECOMMENDATION: Approval, beginning fall 2023

### Background Information:

Texas A&M University (TAMU) is seeking approval to offer a Bachelor of Science degree and a Bachelor of Arts degree in Journalism. The proposed programs would require 120 semester credit hours (SCHs) and would begin in fall 2023. The proposed programs would be offered in person to students in College Station.

The writing, research, and communication skills students develop in undergraduate journalism programs lead to many career opportunities outside of print media and television news, including careers in digital media, communications, and marketing. Students may also choose to pursue graduate education in these fields.

There are currently 19 institutions in Texas offering a baccalaureate degree in journalism. In 2021, these programs combined produced 743 graduates.

**Texas A&M University** (Accountability Peer Group: *Research University*)

<i>Completion Measures</i>		<i>Institution</i>	<i>State</i>
<i>Graduate</i>	Master's 5-Year Graduation Rate	91.8%	76.3%
	Doctoral 10-Year Graduation Rate	78.2%	63.7%
<i>Status of Recently Approved Doctoral Programs</i>	The institution has met its projected enrollments for all new doctoral program(s) approved in the last five years: Yes <u>No</u> N/A		
	Recently Approved Doctoral Programs: <ul style="list-style-type: none"> <li>• Marine and Coastal Management (PhD, 2019) enrollments met</li> <li>• Pharmaceutical Sciences (PhD, 2019) enrollment is five below projected (projected 10, enrolled 5)</li> <li>• Marine Biology (PhD, 2020) enrollments met</li> <li>• Construction Science (PhD, 2021) enrollments met</li> <li>• Nursing Practice (DNP, 2022) new program</li> </ul>		
	The institution has met its resource commitments for new doctoral program(s) approved in the last five years: <u>Yes</u> No N/A		

**Proposed Program:**

These face-to-face programs would require 120 semester credit hours of instruction beginning in fall 2023. The programs would offer internships, including a unique opportunity to assist with live broadcasts and develop content for ESPN SEC Network Productions. Students would develop skillsets that lead to jobs in a variety of industries.

The institution estimates that five-year costs would total \$4,379,000.

### Existing Programs:

There are seven public and four independent universities offering master's programs in journalism in Texas.

#### Public Universities:

Angelo State University  
Texas Southern University  
Texas State University  
Texas Tech University  
The University of Texas at Austin  
University of Houston  
University of North Texas

#### Independent Colleges and Universities:

Baylor University  
Houston Christian University  
Southern Methodist University  
Texas Christian University

There are no existing programs within a 60-minute drive of the proposed program. The Baylor University program is located approximately 90 miles from the proposed program.

In 2022, there were a total of 2,091 declared majors at the public universities.

<b><i>Start-Up Projections:</i></b>	<b><i>Yr. 1</i></b>	<b><i>Yr. 2</i></b>	<b><i>Yr. 3</i></b>	<b><i>Yr. 4</i></b>	<b><i>Yr. 5</i></b>
<i>Students Enrolled</i>	25	72	130	202	270
<i>Graduates</i>	0	0	0	22	45
<i>Avg. Financial Assistance</i>	0	0	0	0	0
<i>Students Assisted</i>	0	0	0	0	0
<i>Core Faculty (FTE)</i>	6	6	6	7	8
<i>Total Costs</i>	\$829,000	\$666,000	\$746,000	\$983,000	\$1,155,000
<i>Total Funding</i>	\$514,435	\$1,062,293	\$1,704,356	\$2,592,649	\$3,514,995
<i>% From Formula Funding</i>	0	0	0.8%	0.5%	2.7%

<b>FIVE-YEAR COSTS</b>		<b>FIVE-YEAR FUNDING</b>	
Personnel		Formula Funding	\$ 122,885



Faculty	\$ 2,300,000
Faculty (Reallocated)	\$ 1,296,000
Program Administration (New)	\$ 180,000
Program Administration (Reallocated)	\$ 45,000
Graduate Assistants (New)	\$ 0
Graduate Assistants (Reallocated)	\$ 0
Clerical/Staff (New)	\$ 150,000
Clerical/Staff (Reallocated)	\$ 0
Other	\$ 0
Student Support	\$ 0
Supplies and Materials	\$ 0
Library and IT Resources	\$ 0
Equipment and Facilities	\$ 408,000
Other	\$ 0
<b>Total</b>	<b>\$ 4,379,000</b>

(Years 3-5)	
Other State Funding	\$ 0
Reallocation of Existing Resources	\$ 1,341,000
Federal Funding (In-Hand Only)	\$ 0
Tuition and Fees	\$ 7,924,843
Other	\$ 0
<b>Total</b>	<b>\$ 9,388,728</b>

**Major Commitments:** None

Elizabeth Mayer, Assistant Commissioner for Academic and Health Affairs, will present this item and be available to answer questions.

# Online Resume for Legislators and Other Policymakers

## TEXAS A&M UNIVERSITY

Location: College Station, Central Region

Research Accountability Peer Group: UT Austin

Out-Of-State Peers: Ohio State University-Main Campus, University Of California-Berkeley, University Of Illinois At Urbana-Champaign, University Of Michigan-Ann Arbor, University Of Minnesota-Twin Cities

Degrees Offered: Bachelor's, Master's, Doctoral, Professional

[Institutional Resumes](#)

[Accountability System](#)

[Definitions](#)

[Institution Home Page](#)

Enrollment						
Race/Ethnicity	Fall 2017		Fall 2021		Fall 2022	
	Number	Percent	Number	Percent	Number	Percent
White	36,154	57.6%	35,898	54.3%	35,170	52.4%
Hispanic	13,120	20.9%	14,962	22.7%	15,339	22.8%
African American	2,239	3.6%	1,998	3.0%	2,016	3.0%
Asian	4,169	6.6%	6,289	9.5%	6,964	10.4%
International	5,192	8.3%	4,572	6.9%	5,207	7.8%
Other & Unknown	1,928	3.1%	2,338	3.5%	2,469	3.7%
<b>Total</b>	<b>62,802</b>	<b>100.0%</b>	<b>66,057</b>	<b>100.0%</b>	<b>67,165</b>	<b>100.0%</b>
TX First Time Transfers	Number	% of UG	Number	% of UG	Number	% of UG
	1,606	3.2%	1,795	3.3%	1,639	3.0%
Two-Year Institutions	Number	% of UG	Number	% of UG	Number	% of UG
	599	1.2%	601	1.1%	496	.9%

Costs				
Average Annual Total Academic Costs for Resident Undergraduate Student Taking 30 SCH				
Fiscal Year	Texas Rates			
	Institution Average	Percent Increase	Peer Group Average	Percent Increase
2018	\$9,882	.0%	\$9,987	.0%
2019	\$10,316	4.4%	\$10,357	3.7%
2020	\$10,562	2.4%	\$10,438	.8%
2021	\$11,404	8.0%	\$10,993	5.3%
2022	\$11,642	2.1%	\$11,250	2.3%
2023	\$11,642	.0%	\$11,250	.0%

Financial Aid						
Fiscal Year	Institution		Peer Group		OOS Peer Group	
	Percent	Avg Amt	Percent	Avg Amt	Percent	Avg Amt
Federal Student Loans						
2020	0%	\$0	0%	\$0	0%	\$0
2021	0%	\$0	0%	\$0	0%	\$0
Federal, State, Institutional or Other Grants Known by Institutions						
2020	0%	\$0	0%	\$0	0%	\$0
2021	0%	\$0	0%	\$0	0%	\$0
Federal (Pell) Grants						
2020	0%	\$0	0%	\$0	0%	\$0
2021	0%	\$0	0%	\$0	0%	\$0

Student Success						
One-Year Persistence of First-time, Full-time, Degree Seeking Undergraduates				Graduation Rates		
		Enter Fall 2016	Enter Fall 2020	Enter Fall 2021	Cohort	Peer Group
Cohort		8,513	9,655	10,288	Fall 2013 4-year	61.3%
Total		96.1%	95.6%	95.2%	Fall 2017 4-year	67.8%
Same		91.5%	91.4%	92.4%	Fall 2018 4-year	67.6%
Other		4.6%	4.2%	2.8%	Fall 2012 5-year	82.0%
Two-Year Persistence of First-time, Full-time, Degree Seeking Undergraduates				Fall 2016 5-year	86.4%	
		Enter Fall 2015	Enter Fall 2019	Enter Fall 2020	Fall 2017 5-year	85.5%
Institution Persistence				Fall 2011 6-year	86.8%	
Cohort				Fall 2015 6-year	88.5%	
Total				Fall 2016 6-year	87.6%	
Same				National Comparison (IPEDS Definition)		
Other				Cohort	Institution Rate	OOS Peers Rate
Peer Group Persistence				Fall 2012 4-year	52.0%	68.6%
Cohort				Fall 2011 5-year	77.0%	83.6%
Total				Fall 2010 6-year	80.0%	86.0%
Same						
Other						

Average Number of Fall & Spring Semesters and SCH Attempted for Bachelor's Degree						
Year	Institution			Peer Group Average		
	Grads	Sem	SCH	Grads	Sem	SCH
FY 2018	10,942	9.20	130.00	9,623	9.00	127.00
FY 2021	11,194	9.20	127.00	*****	8.90	124.50
FY 2022	11,384	9.20	127.00	*****	8.80	123.50

Six-year Graduation & Persistence Rate, Fall .		
Student Group	Cohort	Rate
For Students Needing Dev Ed		
Institution	.	.
For Students NOT Needing Dev Ed		
Institution	.	.

\*Peer Group data is average for peer group.

Funding						
Source	FY 2017 Amount	Pct of Total	FY 2021 Amount	Pct of Total	FY 2022 Amount	Pct of Total
Appropriated Funds	\$549,089,689	33.7%	\$650,735,800	31.4%	\$684,278,925	33.3%
Federal Funds	\$137,654,857	8.4%	\$272,642,791	13.1%	\$284,479,653	13.8%
Tuition & Fees	\$514,912,744	31.6%	\$647,717,317	31.2%	\$697,929,333	34.0%
<b>Total Revenue</b>	<b>\$1,629,775,413</b>	<b>100.0%</b>	<b>\$2,073,998,752</b>	<b>100.0%</b>	<b>\$2,054,902,136</b>	<b>100.0%</b>

# Online Resume for Prospective Students, Parents and the Public

## TEXAS A&M UNIVERSITY

Location: College Station, Central Region

Research Accountability Peer Group: UT Austin

Out-Of-State Peers: Ohio State University-Main Campus, University Of California-Berkeley, University Of Illinois At Urbana-Champaign, University Of Michigan-Ann Arbor, University Of Minnesota-Twin Cities

Degrees Offered: Bachelor's, Master's, Doctoral, Professional

[Institutional Resumes](#)

[Accountability System](#)

[Definitions](#)

[Institution Home Page](#)

Enrollment		
Race/Ethnicity	Fall 2022	
	Number	Percent
White	35,170	52.4%
Hispanic	15,339	22.8%
African American	2,016	3.0%
Asian	6,964	10.4%
International	5,207	7.8%
Other & Unknown	2,469	3.7%
<b>Total</b>	<b>67,165</b>	<b>100.0%</b>
TX First Time Transfers		
Number	% of UG	
Two-Year Institutions	1,639	3.0%
Other Institutions	496	.9%

Baccalaureate Success		
Graduation Rate of First-time, Full-time Degree-seeking Students		
Measure	Entering	
	Fall	Rate
4-year Rate Total	2018	62.1%
Same Institution		58.8%
Other Institutions		3.3%
5-year Rate Total	2017	84.2%
Same Institution		79.7%
Other Institutions		4.5%
6-year Rate Total	2016	87.6%
Same Institution		82.2%
Other Institutions		5.5%

[Grad Rates by Ethnicity](#)

1-Year Persistence, Fall 2021	
Total	95.2%
Same	92.4%
Other	2.8%
2-Year Persistence, Fall 2020	
Total	91.7%
Same	84.5%
Other	7.2%

Avg Number SCH for Bachelor's Degree		
FY 2022 Average		
Sem	SCH	
All	9.20	127.00

Degrees Awarded	
Type	FY 2022
Bachelor's	12,509
Master's	3,313
Doctoral	835
Professional	314
<b>Total</b>	<b>16,971</b>

[Degrees by Ethnicity](#)

First-time Licensure or Certification Examination Pass Rate	
FY 2022	
Field	Rate
Law	84.9%
Pharmacy	%
Nursing	%
Engineering	85.7%

\*Data for FY 2021

Admissions		
Middle 50% of Test Scores, for First-Time Undergraduates, Fall 2022		
Test Section	ACT	SAT
Composite	<a href="https://nces.ed.gov/">https://nces.ed.gov/</a>	
Math		
English		
Critical Reading		

Application for First-time Undergraduate Admission			
Fall 2022			
Race/Ethnicity	Applicants	Accepted	Enrolled
White	17,793	60.1%	55.0%
African American	2,077	47.2%	40.6%
Hispanic	11,777	57.6%	44.6%
Asian	7,024	72.1%	34.6%
International	1,511	57.1%	11.0%
Other	1,731	62.0%	42.1%
<b>Total</b>	<b>41,913</b>	<b>60.8%</b>	<b>45.6%</b>

Costs				
Average Annual Academic Costs for Resident Undergraduate Student Taking 30 SCH				
Fiscal Year	Institution Average	Percent Increase	Peer Group Average	Percent Increase
2018	\$9,882	.0%	\$10,092	.0%
2019	\$10,316	4.2%	\$10,398	2.9%
2020	\$10,562	2.3%	\$10,314	-.8%
2021	\$11,404	7.4%	\$10,582	2.5%
2022	\$11,642	2.0%	\$10,858	2.5%
2023	\$11,642	.0%	\$10,858	.0%

Annual Costs for Resident Undergraduate Student Taking 30 SCH, FY 2023	
Type of Cost	Average Amount
Total Academic Cost	\$11,642
On-campus Room & Board	
Books & Supplies	
Off-Campus Transportation & Personal Expenses	
<b>Total Cost</b>	<b>\$11,642</b>

[Rates of Tuition per SCH](#)

[Mandatory Fees](#)

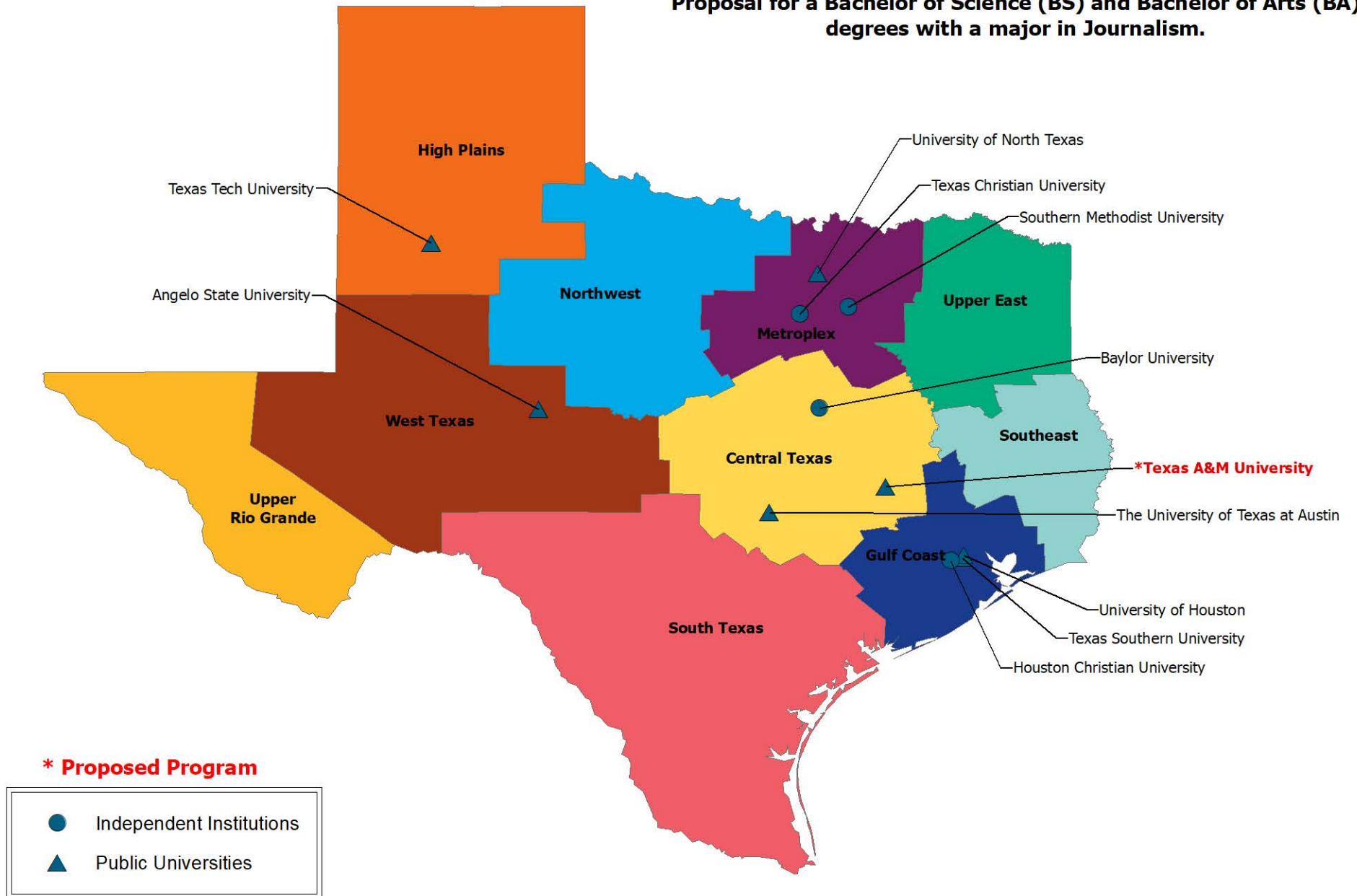
Instruction		
Measure of Excellence	Fall 2022	
Undergraduate Classes with < 20 Students	%	
Undergraduate Classes with > 50 Students	%	
% of Teaching Faculty Tenured/Tenure-track *	67.0%	
Student/Faculty Ratio *	26:1	

Financial Aid		
Enrolled in FY 2021		
Type of Aid	% of UGs Receiving	Average Amount
Grants or Scholarships	0%	\$0
Federal (Pell) Grants	0%	\$0
Federal Student Loans	0%	\$0

Funding		
Source	FY 2022 Amount	Pct of Total
Appropriated Funds	\$684,278,925	33.3%
Federal Funds	\$284,479,653	13.8%
Tuition & Fees	\$697,929,333	34.0%
<b>Total Revenue</b>	<b>\$2,054,902,136</b>	<b>100.0%</b>

\* Fall 2021 Data

**Proposal for a Bachelor of Science (BS) and Bachelor of Arts (BA) degrees with a major in Journalism.**



## AGENDA ITEM X-N (4)

Consideration and possible action to approve the request from The University of Texas at Austin for a formula-funded Bachelor of Science in Nursing (BSN) to Doctor of Nursing Practice (DNP) degree track

RECOMMENDATION: Approval, beginning fall 2024

### **Background Information:**

The University of Texas at Austin (UT-Austin) is seeking approval to offer a formula-funded, post-baccalaureate Doctor of Nursing Practice (DNP) degree option. In July 2015, the Board approved a request from UT-Austin to offer a post-master's DNP program. Approval was given with the understanding the DNP would be a self-supporting program, relying on student tuition and fees for funding. The self-supported program, DNP Option III, is designed for Advanced Practice Registered Nurses (APRNs) who are working full time while seeking a terminal degree. The new degree option would provide a streamlined pathway for baccalaureate-prepared Registered Nurses to earn the DNP while simultaneously acquiring the education needed for APRN certification.

The formula-funded, post-baccalaureate DNP track would comprise approximately 72-75 semester credit hours, about 20 hours fewer and one year shorter than earning the Master of Science in Nursing (MSN) and DNP degrees separately.

Students enrolled in the formula-funded, post-baccalaureate DNP option would be carefully tracked to ensure allocations using funding formulas are accurate. DNP Option III students would be enrolled by the program administrator in different course sections than the formula-funded students, allowing UT-Austin to carefully track both populations.

**The University of Texas at Austin** (Accountability Peer Group: *Research University*)

<b>Completion Measures</b>		<b>Institution</b>	<b>State</b>
<b>Graduate</b>	Master's 5-Year Graduation Rate	93.3%	76.3%
	Doctoral 10-Year Graduation Rate	64.9%	63.7%
<b>Status of Recently Approved Doctoral Programs</b>	The institution has met its projected enrollments for all new doctoral program(s) approved in the last five years: <u>Yes</u> No N/A		
	Recently Approved Doctoral Programs:		
	<ul style="list-style-type: none"> <li>Mexican American and Latina/o Studies (PhD, 2018) enrollments met</li> </ul>		
	The institution has met its resource commitments for new doctoral program(s) approved in the last five years: <u>Yes</u> No N/A		

**Proposed Program:**

Currently, UT-Austin's DNP Option III students spend two years enrolled in the MSN degree program followed by two additional years in the DNP Option III program. The new formula-funded DNP option would combine MSN-APRN and Option III DNP courses, allowing students to earn a doctoral degree in three years.

The institution estimates that five-year costs would total \$7,785,412. The formula-funded DNP track would utilize faculty and courses from the MSN-APRN program. As a result, the total cost and funding of the proposed track would be considered neutral as resources would be reallocated from the MSN-APRN program.

**Existing Programs:**

There are 14 public and five independent universities offering the DNP in Texas.

**Public Universities:**

Prairie View A&M University  
 Texas A&M University  
 Texas A&M university-Corpus Christi  
 Texas Tech University Health Sciences Center  
 Texas Woman's University  
 The University of Texas at Arlington  
 The University of Texas at Austin  
 The University of Texas at El Paso  
 The University of Texas at Tyler  
 The University of Texas Health Science Center at Houston  
 The University of Texas Health Science Center at San Antonio  
 The University of Texas Medical Branch at Galveston  
 The University of Texas Rio Grande Valley  
 University of Houston

**Independent Colleges and Universities:**

Abilene Christian University  
 Baylor College of Medicine  
 Baylor University  
 Texas Christian University  
 Texas Wesleyan University

There are no existing programs within a 60-minute drive of the proposed program. The University of Texas Health Science Center at San Antonio program is located approximately 82 miles from the proposed program.

In 2022, there were a total of 577 declared majors at the public universities.

<b><i>Start-Up Projections:</i></b>	<b><i>Yr. 1</i></b>	<b><i>Yr. 2</i></b>	<b><i>Yr. 3</i></b>	<b><i>Yr. 4</i></b>	<b><i>Yr. 5</i></b>
<i>Students Enrolled</i>	32	64	96	96	96
<i>Graduates</i>	-	-	-	-	-
<i>Avg. Financial Assistance</i>	\$7,052	\$7,266	\$6,566	\$6,688	\$6,814
<i>Students Assisted</i>	27	53	75	75	75
<i>Core Faculty (FTE)</i>	-	-	-	-	-
<i>Total Costs</i>	\$625,155	\$1,303,684	\$1,900,734	\$1,951,957	\$2,003,882
<i>Total Funding</i>	\$625,155	\$1,303,684	\$1,900,734	\$1,951,957	\$2,003,882
<i>% From Formula Funding</i>	0	0	0	0	0

UT-Austin formula funding is part of the central university budget and does not track directly to students or programs. The calculation varies each biennium and is calculated on a base year before each legislative session. Specific students participating in the new post-baccalaureate DNP track would not be included in the formula-funding calculation for a few years. Due to this and the complexity of the calculation of formula funding, UT-Austin cannot determine the percentage of the funding for the program that would be considered formula funding. Since this is a reallocation of existing students, the addition of a formula-funded DNP program will not result in additional formula funding for the university.

Over the first five years of implementation, UT-Austin expects to reallocate a total of \$7,785,412 from the MSN-APRN degree program. There are no new costs associated with the proposed formula-funded DNP track.

FIVE-YEAR COSTS	
Personnel	
Faculty	\$ 0
Faculty (Reallocated)	\$ 4,776,072
Program Administration (New)	\$ 0
Program Administration (Reallocated)	\$ 425,825
Graduate Assistants (New)	\$ 0
Graduate Assistants (Reallocated)	\$ 1,332,992
Clerical/Staff (New)	\$ 0
Clerical/Staff (Reallocated)	\$ 410,915
Other	\$ 0
Student Support	\$ 739,608
Supplies and Materials	\$ 50,000
Library and IT Resources	\$ 0
Equipment	\$ 50,000
Facilities	\$ 0
Other	\$ 0
<b>Total</b>	<b>\$ 7,785,412</b>

FIVE-YEAR FUNDING	
Formula Funding (Years 3-5)	\$
Other State Funding	\$
Reallocation of Existing Resources	\$ 7,785,412
Federal Funding (In-Hand Only)	\$
Tuition and Fees	\$
Other	\$
<b>Total</b>	<b>\$ 7,785,412</b>

**Major Commitments:** None

Elizabeth Mayer, Assistant Commissioner for Academic and Health Affairs, will present this item and be available to answer questions.



# Online Resume for Legislators and Other Policymakers

## THE UNIVERSITY OF TEXAS AT AUSTIN

Location: Austin, Central Region

Research Accountability Peer Group: Texas A&M Univ

Out-Of-State Peers: Ohio State University-Main Campus, University Of California-Berkeley, University Of Illinois At Urbana-Champaign, University Of Michigan-Ann Arbor, University Of Minnesota-Twin Cities

Degrees Offered: Bachelor's, Master's, Doctoral, Professional

[Institutional Resumes](#)

[Accountability System](#)

[Definitions](#)

[Institution Home Page](#)

Enrollment						
Race/Ethnicity	Fall 2017		Fall 2021		Fall 2022	
	Number	Percent	Number	Percent	Number	Percent
White	21,833	42.5%	19,009	36.7%	18,069	34.6%
Hispanic	11,007	21.4%	12,873	24.9%	13,287	25.5%
African American	2,384	4.6%	2,744	5.3%	2,776	5.3%
Asian	9,966	19.4%	11,158	21.5%	11,482	22.0%
International	4,199	8.2%	3,845	7.4%	4,291	8.2%
Other & Unknown	2,036	4.0%	2,157	4.2%	2,284	4.4%
<b>Total</b>	<b>51,425</b>	<b>100.0%</b>	<b>51,786</b>	<b>100.0%</b>	<b>52,189</b>	<b>100.0%</b>
TX First Time Transfers	Number	% of UG	Number	% of UG	Number	% of UG
	771	1.9%	478	1.2%	383	.9%
Two-Year Institutions	812	2.0%	977	2.4%	1,026	2.5%
Other Institutions						

Costs				
Average Annual Total Academic Costs for Resident Undergraduate Student Taking 30 SCH				
Fiscal Year	Texas Rates			
	Institution Average	Percent Increase	Peer Group Average	Percent Increase
2018	\$10,092	.0%	\$9,987	.0%
2019	\$10,398	3.0%	\$10,357	3.7%
2020	\$10,314	-8%	\$10,438	.8%
2021	\$10,582	2.6%	\$10,993	5.3%
2022	\$10,858	2.6%	\$11,250	2.3%
2023	\$10,858	.0%	\$11,250	.0%

Financial Aid						
Fiscal Year	Institution		Peer Group		OOS Peer Group	
	Percent	Avg Amt	Percent	Avg Amt	Percent	Avg Amt
Federal Student Loans						
2020	0%	\$0	0%	\$0	0%	\$0
2021	0%	\$0	0%	\$0	0%	\$0
Federal, State, Institutional or Other Grants Known by Institutions						
2020	0%	\$0	0%	\$0	0%	\$0
2021	0%	\$0	0%	\$0	0%	\$0
Federal (Pell) Grants						
2020	0%	\$0	0%	\$0	0%	\$0
2021	0%	\$0	0%	\$0	0%	\$0

Student Success							
One-Year Persistence of First-time, Full-time, Degree Seeking Undergraduates					Graduation Rates		
		Enter Fall 2016	Enter Fall 2020	Enter Fall 2021	Cohort	Institution Rate	Peer Group Rate
Cohort		8,566	8,317	8,914	Fall 2013 4-year	66.7%	61.3%
Total		96.8%	95.8%	94.7%	Fall 2017 4-year	73.8%	67.8%
Same		94.3%	94.6%	93.1%	Fall 2018 4-year	73.7%	67.6%
Other		2.5%	1.2%	1.6%	Fall 2012 5-year	81.7%	82.0%
Two-Year Persistence of First-time, Full-time, Degree Seeking Undergraduates					Fall 2016 5-year	88.1%	86.4%
		Enter Fall 2015	Enter Fall 2019	Enter Fall 2020	Fall 2017 5-year	87.0%	85.5%
Institution Persistence					Fall 2011 6-year	86.0%	86.4%
Cohort		7,553	7,974	8,297	Fall 2015 6-year	89.9%	89.1%
Total		93.9%	94.3%	91.7%	Fall 2016 6-year	90.6%	89.1%
Same		90.6%	92.3%	89.4%	National Comparison (IPEDS Definition)		
Other		3.3%	2.0%	2.3%	Cohort	Institution Rate	OOS Peers Rate
Peer Group Persistence					Fall 2012 4-year	55.0%	68.6%
Cohort		8,017	8,606	8,964	Fall 2011 5-year	77.0%	83.6%
Total		93.9%	94.0%	91.7%	Fall 2010 6-year	81.0%	86.0%
Same		87.9%	89.2%	86.8%			
Other		6.0%	4.8%	4.9%			

Average Number of Fall & Spring Semesters and SCH Attempted for Bachelor's Degree						
Year	Institution			Peer Group Average		
	Grads	Sem	SCH	Grads	Sem	SCH
FY 2018	8,304	8.80	124.00	9,623	9.00	127.00
FY 2021	8,924	8.60	122.00	*****	8.90	124.50
FY 2022	8,970	8.40	120.00	*****	8.80	123.50

Six-year Graduation & Persistence Rate, Fall .		
Student Group	Cohort	Rate
For Students Needing Dev Ed		
Institution	.	.
For Students NOT Needing Dev Ed		
Institution	.	.

\*Peer Group data is average for peer group.

Funding						
Source	FY 2017 Amount	Pct of Total	FY 2021 Amount	Pct of Total	FY 2022 Amount	Pct of Total
Appropriated Funds	\$718,893,465	28.9%	\$779,759,446	25.9%	\$873,218,615	26.7%
Federal Funds	\$494,102,222	19.9%	\$599,352,881	19.9%	\$760,988,870	23.3%
Tuition & Fees	\$429,347,278	17.3%	\$487,004,378	16.2%	\$518,121,981	15.9%
<b>Total Revenue</b>	<b>\$2,483,929,408</b>	<b>100.0%</b>	<b>\$3,008,502,932</b>	<b>100.0%</b>	<b>\$3,267,581,447</b>	<b>100.0%</b>

# Online Resume for Prospective Students, Parents and the Public

## THE UNIVERSITY OF TEXAS AT AUSTIN

Location: Austin, Central Region

Research Accountability Peer Group: Texas A&M Univ

Out-Of-State Peers: Ohio State University-Main Campus, University Of California-Berkeley, University Of Illinois At Urbana-Champaign, University Of Michigan-Ann Arbor, University Of Minnesota-Twin Cities

Degrees Offered: Bachelor's, Master's, Doctoral, Professional

[Institutional Resumes](#)

[Accountability System](#)

[Definitions](#)

[Institution Home Page](#)

Enrollment		
Race/Ethnicity	Fall 2022	
	Number	Percent
White	18,069	34.6%
Hispanic	13,287	25.5%
African American	2,776	5.3%
Asian	11,482	22.0%
International	4,291	8.2%
Other & Unknown	2,284	4.4%
<b>Total</b>	<b>52,189</b>	<b>100.0%</b>
<b>TX First Time Transfers</b>	<b>Number</b>	<b>% of UG</b>
Two-Year Institutions	383	.9%
Other Institutions	1,026	2.5%

Baccalaureate Success			
Graduation Rate of First-time, Full-time Degree-seeking Students			
Measure	Entering		Rate
	Fall		
4-year Rate Total	2018		73.7%
Same Institution			72.8%
Other Institutions			.9%
5-year Rate Total	2017		87.0%
Same Institution			85.1%
Other Institutions			1.9%
6-year Rate Total	2016		90.6%
Same Institution			87.8%
Other Institutions			2.8%
<a href="#">Grad Rates by Ethnicity</a>			

1-Year Persistence, Fall 2021	
Total	94.7%
Same	93.1%
Other	1.6%
2-Year Persistence, Fall 2020	
Total	91.7%
Same	89.4%
Other	2.3%

Avg Number SCH for Bachelor's Degree		
FY 2022 Average		
Sem	SCH	
All	8.40	120.00

Degrees Awarded	
Type	FY 2022
Bachelor's	10,370
Master's	2,973
Doctoral	871
Professional	404
<b>Total</b>	<b>14,618</b>

[Degrees by Ethnicity](#)

First-time Licensure or Certification Examination Pass Rate	
FY 2022	
Field	Rate
Law	94.1%
Pharmacy	91.6%
Nursing	91.1%
Engineering	86.8%

\*Data for FY 2021

Admissions		
Middle 50% of Test Scores, for First-Time Undergraduates, Fall 2022		
Test Section	ACT	SAT
Composite	<a href="https://nces.ed.gov/">https://nces.ed.gov/</a>	
Math		
English		
Critical Reading		

Application for First-time Undergraduate Admission Fall 2022			
Race/Ethnicity	Applicants	Accepted	Enrolled
White	17,059	30.9%	49.5%
African American	3,841	30.9%	47.1%
Hispanic	14,907	39.8%	46.0%
Asian	13,609	35.6%	52.8%
International	4,550	16.2%	28.8%
Other	3,037	29.5%	48.0%
<b>Total</b>	<b>57,003</b>	<b>33.1%</b>	<b>48.2%</b>

Costs																			
Average Annual Academic Costs for Resident Undergraduate Student Taking 30 SCH					<table><tr><th colspan="2">Annual Costs for Resident Undergraduate Student Taking 30 SCH, FY 2023</th></tr><tr><th>Type of Cost</th><th>Average Amount</th></tr><tr><td>Total Academic Cost</td><td>\$10,858</td></tr><tr><td>On-campus Room &amp; Board</td><td></td></tr><tr><td>Books &amp; Supplies</td><td></td></tr><tr><td>Off-Campus Transportation &amp; Personal Expenses</td><td></td></tr><tr><td>Total Cost</td><td>\$10,858</td></tr></table>	Annual Costs for Resident Undergraduate Student Taking 30 SCH, FY 2023		Type of Cost	Average Amount	Total Academic Cost	\$10,858	On-campus Room & Board		Books & Supplies		Off-Campus Transportation & Personal Expenses		Total Cost	\$10,858
Annual Costs for Resident Undergraduate Student Taking 30 SCH, FY 2023																			
Type of Cost	Average Amount																		
Total Academic Cost	\$10,858																		
On-campus Room & Board																			
Books & Supplies																			
Off-Campus Transportation & Personal Expenses																			
Total Cost	\$10,858																		
Fiscal Year	Institution Average	Percent Increase	Peer Group Average	Percent Increase															
2018	\$10,092	.0%	\$9,882	.0%															
2019	\$10,398	2.9%	\$10,316	4.2%															
2020	\$10,314	-.8%	\$10,562	2.3%															
2021	\$10,582	2.5%	\$11,404	7.4%															
2022	\$10,858	2.5%	\$11,642	2.0%															
2023	\$10,858	.0%	\$11,642	.0%															

[Rates of Tuition per SCH](#)

[Mandatory Fees](#)

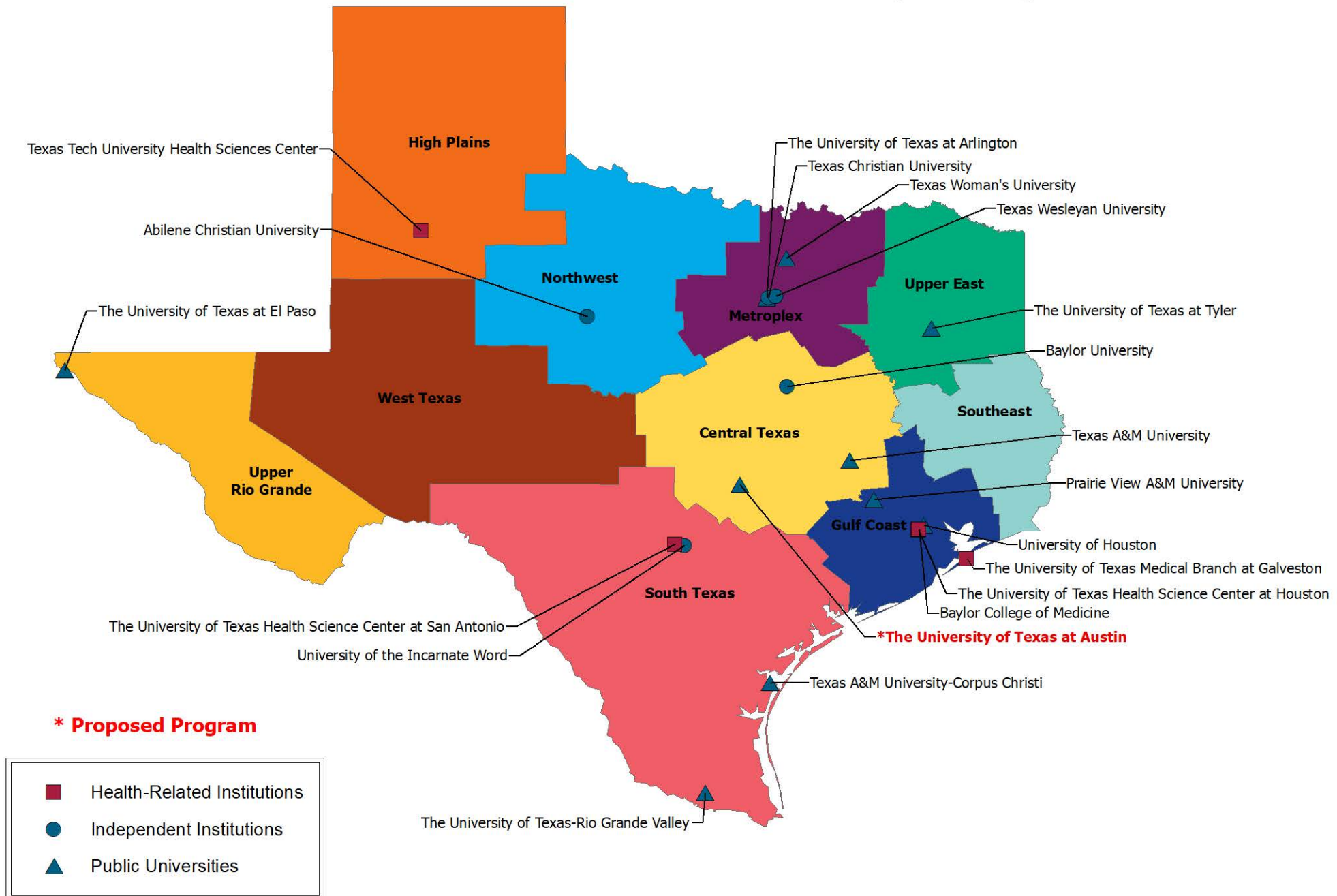
Instruction		
Measure of Excellence	Fall 2022	
Undergraduate Classes with < 20 Students		%
Undergraduate Classes with > 50 Students		%
% of Teaching Faculty Tenured/Tenure-track *	65.5%	
Student/Faculty Ratio *	19:1	

Financial Aid		
Enrolled in FY 2021		
Type of Aid	% of UGs Receiving	Average Amount
Grants or Scholarships	0%	\$0
Federal (Pell) Grants	0%	\$0
Federal Student Loans	0%	\$0

Funding		
Source	FY 2022 Amount	Pct of Total
Appropriated Funds	\$873,218,615	26.7%
Federal Funds	\$760,988,870	23.3%
Tuition & Fees	\$518,121,981	15.9%
<b>Total Revenue</b>	<b>\$3,267,581,447</b>	<b>100.0%</b>

\* Fall 2021 Data

## Proposal for a Doctor of Nursing Practice (DNP) degree with a major in Nursing Practice.



## AGENDA ITEM X-N (5)

Consideration and possible action to approve the request from The University of Texas at Tyler for a Master of Science (MS) degree with a major in Speech-Language Pathology

RECOMMENDATION: Approval, beginning fall 2024

### Background Information:

The University of Texas at Tyler (UT-Tyler) is seeking approval to offer a Master of Science in Speech-Language Pathology. The proposed program would require 54 semester credit hours and would begin in fall 2024. The proposed program would be offered in person to students in Tyler.

The job outlook for speech-language pathologists is promising. The Bureau of Labor Statistics and the Texas Workforce Commission expect the field will experience above-average job growth through 2030. A healthy job market and median salary of \$83,240 make speech-language pathology an appealing career option, so much so that degree programs across the nation are at capacity. For the academic year 2020, speech-language pathology master's programs received 56,148 applications and enrolled just 20,499 students.

Speech-language pathology programs are accredited by the Council on Academic Accreditation in Audiology and Speech Language Pathology (CAA). There are currently 19 institutions in Texas offering a CAA-accredited master's degree in speech-language pathology. In 2021, these programs combined produced 810 graduates, far fewer graduates than needed to fill the projected 1,605 annual job vacancies in the state.

The institution has started the process of seeking accreditation for its speech-language pathology degree program from the CAA.

**The University of Texas at Tyler** (Accountability Peer Group: **Master's University**)

<i>Completion Measures</i>		<i>Institution</i>	<i>State</i>	
<i>Graduate</i>	Master's 5-Year Graduation Rate	72.2%	76.3%	
	Doctoral 10-Year Graduation Rate	80%	63.7%	
<i>Status of Recently Approved Doctoral Programs</i>	The institution has met its projected enrollments for all new doctoral program(s) approved in the last five years:		<u>Yes</u>	No N/A
	Recently Approved Doctoral Programs:			
	The institution has met its resource commitments for new doctoral program(s) approved in the last five years:		<u>Yes</u>	No N/A

**Proposed Program:**

This face-to-face program would require 54 semester credit hours of instruction beginning in fall 2024. The program would prepare graduates to sit for licensure as speech-language pathologists. The job market for speech-language pathologists is expected to grow over the next decade and existing programs across the nation are at capacity.

The institution estimates that five-year costs would total \$4,011,895.

### **Existing Programs:**

There are five public and two independent universities offering master's programs in speech-language pathology in Texas.

#### **Public Universities:**

Lamar University  
Stephen F. Austin State University  
Texas Woman's University  
The University of Texas Health Science Center at San Antonio

#### **Independent Colleges and Universities:**

Abilene Christian University  
Texas Christian University

There are no existing programs within a 60-minute drive of the proposed program. The Stephen F. Austin State University program is located approximately 70 miles from the proposed program and enrolled its first class in 1995.

In 2022, there were a total of 405 declared majors at the public universities.

<b><i>Start-Up Projections:</i></b>	<b><i>Yr. 1</i></b>	<b><i>Yr. 2</i></b>	<b><i>Yr. 3</i></b>	<b><i>Yr. 4</i></b>	<b><i>Yr. 5</i></b>
<i>Students Enrolled</i>	16	34	38	42	47
<i>Graduates</i>	0	15	17	19	21
<i>Avg. Financial Assistance</i>	0	0	0	0	0
<i>Students Assisted</i>	0	0	0	0	0
<i>Core Faculty (FTE)</i>	2	3	4	4	4
<i>Total Costs</i>	\$938,900	\$749,416	\$760,744	\$774,849	\$787,986
<i>Total Funding</i>	\$169,240	\$731,460	\$783,433	\$1,439,052	\$1,506,880
<i>% From Formula Funding</i>	0	0	46%	67%	64%

FIVE-YEAR COSTS	
Personnel	
Faculty	\$ 792,646
Faculty (Reallocated)	\$ 0
Program Administration (New)	\$ 0
Program Administration (Reallocated)	\$ 0
Graduate Assistants (New)	\$ 50,000
Graduate Assistants (Reallocated)	\$ 0
Clerical/Staff (New)	\$ 208,162
Clerical/Staff (Reallocated)	\$ 0
Other (clinical supervisors and fringe benefits)	\$ 2,364,137
Student Support	\$ 0
Supplies and Materials	\$ 110,000
Library and IT Resources	\$ 20,500
Equipment and Facilities	\$ 355,000
Accreditation	\$ 20,200
Other (marketing, travel, recruiting)	\$ 91,250
<b>Total</b>	<b>\$ 4,011,895</b>

<b>FIVE-YEAR FUNDING</b>	
<b>Formula Funding (Years 3-5)</b>	\$ 2,664,660
<b>Other State Funding</b>	\$ 0
<b>Reallocation of Existing Resources</b>	\$ 0
<b>Federal Funding (In-Hand Only)</b>	\$ 45,000
<b>Tuition and Fees</b>	\$ 1,900,405
<b>Other</b>	\$ 20,000
<b>Total</b>	<b>\$ \$4,630,065</b>

### Major Commitments:

The institution will seek accreditation for its speech-language pathology degree program from the Council on Academic Accreditation in Audiology and Speech Language Pathology (CAA).

Elizabeth Mayer, Assistant Commissioner for Academic and Health Affairs, will present this item and be available to answer questions.



# Online Resume for Legislators and Other Policymakers

## THE UNIVERSITY OF TEXAS AT TYLER

Location: Tyler, Upper East Region

Master's Accountability Peer Group: Angelo State Univ, Midwestern State Univ, Sul Ross Rio Grande, Sul Ross State Univ, Texas A&M - Central Texas, Texas A&M - Galveston, Texas A&M - San Antonio, Texas A&M - Texarkana, UNT Dallas, UT Brownsville, UT Permian Basin, Univ of H - Clear Lake, Univ of H - Downtown, Univ of H - Victoria

Out-Of-State Peers: Eastern Washington University, Nicholls State University, The University Of West Florida, University Of Illinois At Springfield, Western New Mexico University

Degrees Offered: Bachelor's, Master's, Doctoral

[Institutional Resumes](#)

[Accountability System](#)

[Definitions](#)

[Institution Home Page](#)

Enrollment						
Race/Ethnicity	Fall 2017		Fall 2021		Fall 2022	
	Number	Percent	Number	Percent	Number	Percent
White	5,808	58.5%	4,896	53.1%	4,695	52.4%
Hispanic	1,815	18.3%	2,158	23.4%	2,157	24.1%
African American	1,152	11.6%	1,133	12.3%	1,102	12.3%
Asian	382	3.8%	436	4.7%	412	4.6%
International	300	3.0%	253	2.7%	253	2.8%
Other & Unknown	477	4.8%	342	3.7%	349	3.9%
<b>Total</b>	<b>9,934</b>	<b>100.0%</b>	<b>9,218</b>	<b>100.0%</b>	<b>8,968</b>	<b>100.0%</b>
TX First Time Transfers	Number		Number		Number	
	% of UG		% of UG		% of UG	
Two-Year Institutions	996	13.4%	899	12.5%	829	11.9%
Other Institutions	162	2.2%	130	1.8%	153	2.2%

Costs				
Average Annual Total Academic Costs for Resident Undergraduate Student Taking 30 SCH				
Fiscal Year	Texas Rates			
	Institution Average	Percent Increase	Peer Group Average	Percent Increase
2018	\$7,822	.0%	\$7,259	.0%
2019	\$8,292	6.0%	\$7,702	6.1%
2020	\$8,742	5.4%	\$7,911	2.7%
2021	\$9,146	4.6%	\$8,159	3.1%
2022	\$9,596	4.9%	\$8,390	2.8%
2023	\$9,855	2.7%	\$8,539	1.8%

Financial Aid						
Fiscal Year	Institution		Peer Group		OOS Peer Group	
	Percent	Avg Amt	Percent	Avg Amt	Percent	Avg Amt
<b>Federal Student Loans</b>						
2020	0%	\$0	0%	\$0	0%	\$0
2021	0%	\$0	0%	\$0	0%	\$0
<b>Federal, State, Institutional or Other Grants Known by Institutions</b>						
2020	0%	\$0	0%	\$0	0%	\$0
2021	0%	\$0	0%	\$0	0%	\$0
<b>Federal (Pell) Grants</b>						
2020	0%	\$0	0%	\$0	0%	\$0
2021	0%	\$0	0%	\$0	0%	\$0

Student Success						
One-Year Persistence of First-time, Full-time, Degree Seeking Undergraduates				Graduation Rates		
		Enter Fall 2016	Enter Fall 2020	Enter Fall 2021	Cohort	Peer Group Rate
Cohort		815	1,025	1,113	Fall 2013 4-year	24.2%
Total		83.7%	79.9%	80.4%	Fall 2017 4-year	27.4%
Same		62.2%	61.6%	60.6%	Fall 2018 4-year	29.3%
Other		21.5%	18.3%	19.9%	Fall 2012 5-year	37.4%
Two-Year Persistence of First-time, Full-time, Degree Seeking Undergraduates						
		Enter Fall 2015	Enter Fall 2019	Enter Fall 2020	Fall 2011 6-year	45.7%
Institution Persistence					Fall 2015 6-year	52.6%
Cohort		766	815	1,019	Fall 2016 6-year	48.8%
Total		77.3%	74.1%	70.7%	<b>National Comparison (IPEDS Definition)</b>	
Same		48.2%	54.8%	49.6%		
Other		29.1%	19.3%	21.1%	Cohort	OOS Peers Rate
Peer Group Persistence					Fall 2012 4-year	23.0%
Cohort		535	526	495	Fall 2011 5-year	37.6%
Total		72.9%	66.5%	64.8%	Fall 2010 6-year	42.6%
Same		50.5%	49.8%	47.1%		
Other		22.4%	16.7%	17.8%		

Average Number of Fall & Spring Semesters and SCH Attempted for Bachelor's Degree						
Year	Institution			Peer Group Average		
	Grads	Sem	SCH	Grads	Sem	SCH
FY 2018	1,036	10.60	138.00	525	11.81	139.57
FY 2021	1,166	9.60	132.00	573	10.62	134.92
FY 2022	1,180	9.60	131.00	582	10.47	133.28

Six-year Graduation & Persistence Rate, Fall .		
Student Group	Cohort	Rate
For Students Needing Dev Ed		
Institution	.	.
For Students NOT Needing Dev Ed		
Institution	.	.

\*Peer Group data is average for peer group.

Funding						
Source	FY 2017 Amount	Pct of Total	FY 2021 Amount	Pct of Total	FY 2022 Amount	Pct of Total
Appropriated Funds	\$47,944,760	38.3%	\$52,855,515	35.0%	\$57,068,420	34.6%
Federal Funds	\$15,071,505	12.1%	\$23,208,570	15.4%	\$36,690,239	22.2%
Tuition & Fees	\$43,796,384	35.0%	\$52,273,469	34.6%	\$52,572,766	31.8%
<b>Total Revenue</b>	<b>\$125,040,553</b>	<b>100.0%</b>	<b>\$151,030,010</b>	<b>100.0%</b>	<b>\$165,088,808</b>	<b>100.0%</b>

# Online Resume for Prospective Students, Parents and the Public

## THE UNIVERSITY OF TEXAS AT TYLER

Location: Tyler, Upper East Region

Master's Accountability Peer Group: Angelo State Univ, Midwestern State Univ, Sul Ross Rio Grande, Sul Ross State Univ, Texas A&M - Central Texas, Texas A&M - Galveston, Texas A&M - San Antonio, Texas A&M - Texarkana, UNT Dallas, UT Brownsville, UT Permian Basin, Univ of H - Clear Lake, Univ of H - Downtown, Univ of H - Victoria

Out-Of-State Peers: Eastern Washington University, Nicholls State University, The University Of West Florida, University Of Illinois At Springfield, Western New Mexico University

Degrees Offered: Bachelor's, Master's, Doctoral

[Institutional Resumes](#)

[Accountability System](#)

[Definitions](#)

[Institution Home Page](#)

Enrollment		
Race/Ethnicity	Fall 2022	
	Number	Percent
White	4,695	52.4%
Hispanic	2,157	24.1%
African American	1,102	12.3%
Asian	412	4.6%
International	253	2.8%
Other & Unknown	349	3.9%
<b>Total</b>	<b>8,968</b>	<b>100.0%</b>
TX First Time Transfers		
Number	% of UG	
Two-Year Institutions	829	11.9%
Other Institutions	153	2.2%

Baccalaureate Success				
Graduation Rate of First-time, Full-time Degree-seeking Students				
Measure		Entering Fall	Rate	
4-year Rate Total		2018	50.7%	
Same Institution			43.4%	
Other Institutions			7.3%	
5-year Rate Total		2017	62.6%	
Same Institution			44.8%	
Other Institutions			17.7%	
6-year Rate Total		2016	60.7%	
Same Institution			44.3%	
Other Institutions			16.4%	

[Grad Rates by Ethnicity](#)

1-Year Persistence, Fall 2021		
Total	80.4%	
Same	60.6%	
Other	19.9%	

2-Year Persistence, Fall 2020		
Total	70.7%	
Same	49.6%	
Other	21.1%	

Avg Number SCH for Bachelor's Degree		
FY 2022 Average		
Sem	SCH	
All	9.60	131.00

Degrees Awarded	
Type	FY 2022
Bachelor's	1,906
Master's	856
Doctoral	22
Professional	68
<b>Total</b>	<b>2,852</b>

[Degrees by Ethnicity](#)

First-time Licensure or Certification Examination Pass Rate	
FY 2022	
Field	Rate
Law	%
Pharmacy	%
Nursing	83.9%
Engineering	38.9%

\*Data for FY 2021

Admissions		
Middle 50% of Test Scores, for First-Time Undergraduates, Fall 2022		
Test Section	ACT	SAT
Composite	<a href="https://nces.ed.gov/">https://nces.ed.gov/</a>	
Math		
English		
Critical Reading		

Application for First-time Undergraduate Admission Fall 2022			
Race/Ethnicity	Applicants	Accepted	Enrolled
White	1,283	96.6%	43.7%
African American	600	91.3%	29.6%
Hispanic	1,305	92.0%	25.9%
Asian	173	97.7%	34.3%
International	33	97.0%	34.4%
Other	99	90.9%	40.0%
<b>Total</b>	<b>3,493</b>	<b>93.9%</b>	<b>34.2%</b>

Costs																			
Average Annual Academic Costs for Resident Undergraduate Student Taking 30 SCH					<table><tr><th colspan="2">Annual Costs for Resident Undergraduate Student Taking 30 SCH, FY 2023</th></tr><tr><th>Type of Cost</th><th>Average Amount</th></tr><tr><td>Total Academic Cost</td><td>\$9,855</td></tr><tr><td>On-campus Room &amp; Board</td><td></td></tr><tr><td>Books &amp; Supplies</td><td></td></tr><tr><td>Off-Campus Transportation &amp; Personal Expenses</td><td></td></tr><tr><td>Total Cost</td><td>\$9,855</td></tr></table>	Annual Costs for Resident Undergraduate Student Taking 30 SCH, FY 2023		Type of Cost	Average Amount	Total Academic Cost	\$9,855	On-campus Room & Board		Books & Supplies		Off-Campus Transportation & Personal Expenses		Total Cost	\$9,855
Annual Costs for Resident Undergraduate Student Taking 30 SCH, FY 2023																			
Type of Cost	Average Amount																		
Total Academic Cost	\$9,855																		
On-campus Room & Board																			
Books & Supplies																			
Off-Campus Transportation & Personal Expenses																			
Total Cost	\$9,855																		
Fiscal Year	Institution Average	Percent Increase	Peer Group Average	Percent Increase															
2018	\$7,822	.0%	\$7,219	.0%															
2019	\$8,292	5.7%	\$7,660	5.8%															
2020	\$8,742	5.1%	\$7,852	2.4%															
2021	\$9,146	4.4%	\$8,089	2.9%															
2022	\$9,596	4.7%	\$8,304	2.6%															
2023	\$9,855	2.6%	\$8,446	1.7%															

[Rates of Tuition per SCH](#)

[Mandatory Fees](#)

Instruction		
Measure of Excellence	Fall 2022	
Undergraduate Classes with < 20 Students	%	
Undergraduate Classes with > 50 Students	%	
% of Teaching Faculty Tenured/Tenure-track *	46.3%	
Student/Faculty Ratio *	22:1	

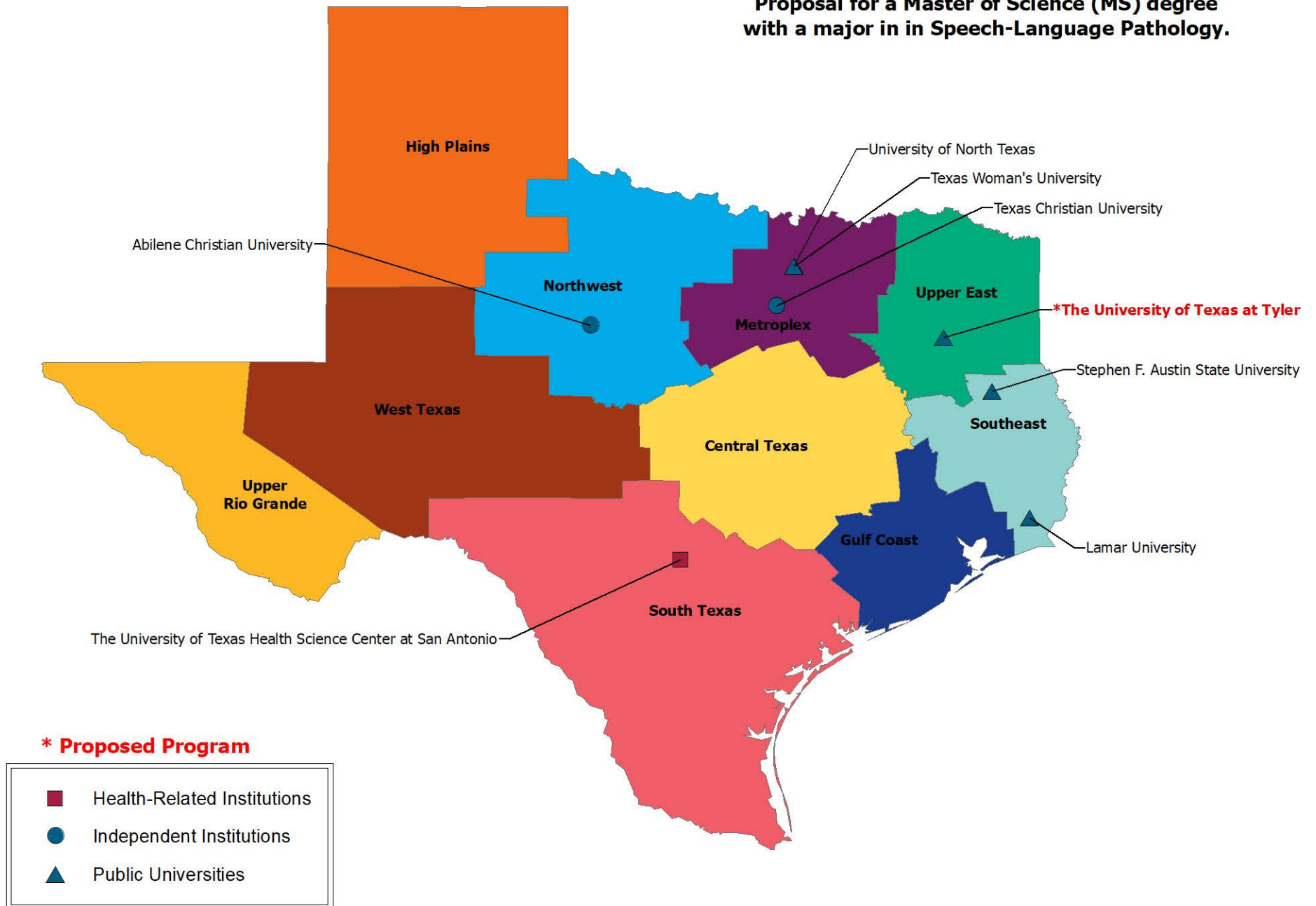
Financial Aid		
Enrolled in FY 2021		
Type of Aid	% of UGs Receiving	Average Amount
Grants or Scholarships	0%	\$0
Federal (Pell) Grants	0%	\$0
Federal Student Loans	0%	\$0

Funding		
Source	FY 2022 Amount	Pct of Total
Appropriated Funds	\$57,068,420	34.6%
Federal Funds	\$36,690,239	22.2%
Tuition & Fees	\$52,572,766	31.8%
<b>Total Revenue</b>	<b>\$165,088,808</b>	<b>100.0%</b>

\* Fall 2021 Data



**Proposal for a Master of Science (MS) degree  
with a major in in Speech-Language Pathology.**



## AGENDA ITEM X-N (6)

Consideration and possible action to approve the request from The University of Texas Health Science Center at Houston for a Master of Science in Anesthesia degree with a major in Anesthesia

RECOMMENDATION: Approval, beginning fall 2023

### Background information:

The University of Texas Health Science Center at Houston (UTHSC-Houston) is proposing a Master of Science in Anesthesia (MSA) degree program in Anesthesia. The program requires 99 semester credit hours (SCHs), the minimum required by the Commission on Accreditation of Allied Health Education Programs (CAAHEP) for accreditation, designed to be completed in 24-28 months. The program includes 51 SCHs of required courses, 47 SCHs of clinical experiences, and 1 SCH of electives. There would be a minimum of 2,000 hours of clinical training in a variety of environments, including participation in at least 650 anesthesia applications.

The proposed program would be the first MSA program at a public institution in Texas. There are existing master's programs at the Houston campus of Case Western Reserve University (CWRU) and at Texas Wesleyan University. The traditional track to becoming a Certified Anesthesiologist Assistant (CAA) is to enter into a Doctor of Nurse Practice (DNP) program and complete two years of specialized coursework in Nurse Anesthetist. These DNP programs are currently offered at Baylor College of Medicine, Texas Christian University, UTHSC-Houston, and Texas Wesleyan University. MSA programs, such as the one proposed by UTHSC-Houston, are a relatively new option for students to pursue another path to the degree without becoming a registered nurse and enrolling in a full DNP program.

Job market demand is difficult to assess, as projections differ from the actual number of job postings. Most indications are that current MSA and DNP Nurse Anesthetist programs combined are meeting or exceeding job demand for CAAs. However, the UTHSC-Houston DNP in Nurse Anesthetist and the CWRU MSA program in Anesthesia, both in Houston, each report 100% job placement of their graduates over the last five years. CAAs are currently allowed to practice in 20 states, including Texas, but not including nearby Louisiana.

The program would seek accreditation from CAAHEP. In accordance with the institution's proposed hiring schedule, UTHSC-Houston will hire three core faculty members by the fifth year of the program. The institution will provide documentation of the hires through submission of a letter of intent, curricula vitae, and lists of courses to be taught.

**The University of Texas Health Science Center at Houston** (*Accountability Peer Group: Health-Related Institutions*)

<i>Completion Measures</i>		<i>Institution</i>	<i>State</i>
<i>Graduate</i>	Master's 5-Year Graduation Rate	75.9%	80.1%
	Doctoral 10-Year Graduation Rate	73.7%	70.7%
<i>Status of Recently Approved Doctoral Programs</i>	The institution has met its projected enrollments for all new doctoral program(s) approved in the last five years: <u>Yes</u> No N/A		
	Recently Approved Doctoral Programs: <ul style="list-style-type: none"> <li>Health Informatics (DHI, 2020) enrollments met</li> </ul>		
	The institution has met its resource commitments for new doctoral program(s) approved in the last five years: <u>Yes</u> No N/A		

**Proposed Program:**

The proposed MSA program requires 99 SCHs, including 47 SCHs of clinical experiences in a variety of environments, with participation in at least 650 anesthesia applications. The curriculum is designed to align with CAAHEP accreditation standards. A unique feature of the proposed program is a clinical rotation in an intensive care unit.

The proposed program is designed to produce Anesthesiologist Assistants, or anesthetists. An anesthetist can be either a Certified Registered Nurse Anesthetist (CRNA) or a Certified Anesthesiologist Assistant (CAA). Both a CRNA or a CAA must complete two to three years of training in anesthesiology; both must be supervised by an anesthesiologist, and both must have the same licensing and certification.

The institution estimates that five-year costs would total \$10,388,856.

**Existing Programs:**

There are no public and two independent universities offering MS or MSA programs in Anesthesia in Texas.

**Independent Colleges and Universities:**

Case Western Reserve University, Houston Campus  
Texas Christian University

The CWRU program operates a Houston site near the Memorial Hermann-Texas Medical Center campus. The program contracts with UTHSC-Houston faculty (and others in the Memorial Hermann-Texas Medical Center), and it has access to the UTHSC-Houston library and the UTHSC-Houston anesthesia clinic. Students from the Case Western Reserve program currently complete clinical rotations in the UTHSC-Houston's Department of Anesthesiology. The CWRU program would continue if the

proposed program is approved, but it would no longer have access to UTHSC-Houston facilities or clinical sites for its interns.

In 2021, there were a total of 260 declared majors in Texas in MS, MSA, and DNP programs leading to licensure as a CAA, and 137 of these were from the MS or MSA programs at Texas Wesleyan University and CWRU.

<b><i>Start-Up Projections:</i></b>	<b><i>Yr. 1</i></b>	<b><i>Yr. 2</i></b>	<b><i>Yr. 3</i></b>	<b><i>Yr. 4</i></b>	<b><i>Yr. 5</i></b>
<i>Students Enrolled</i>	28	30	32	34	36
<i>Graduates</i>	0	0	25	27	29
<i>Avg. Financial Assistance</i>	\$0	\$0	\$0	\$0	\$0
<i>Students Assisted</i>	0	0	0	0	0
<i>Core Faculty (FTE)</i>	2	2	2	2	3.5
<i>Total Costs</i>	\$2,476,243	\$1,661,921	\$1,772,908	\$2,061,381	\$2,342,964
<i>Total Funding</i>	\$429,418	\$1,732,366	\$3,663,002	\$4,018,695	\$4,391,678
<i>% From Formula Funding</i>	0	0	14.3%	13.9%	14%

Estimated Five-Year Costs	
Personnel	
Faculty	\$ 6,313,144
Faculty (Reallocated)	\$ 0
Program Administration (New)	\$ 653,147
Program Administration (Reallocated)	\$ 0
Graduate Assistants (New)	\$ 0
Graduate Assistants (Reallocated)	\$ 0
Clerical/Staff (New)	\$ 231,316
Clerical/Staff (Reallocated)	\$ 0
Other	\$ 0
Student Support	\$ 0
Supplies and Materials	\$ 877,178
Library and IT Resources	\$ 239,181
Equipment	\$ 1,293,500
Facilities	\$ 781,390
Other	\$ 0
<b>Total</b>	<b>\$ 10,388,856</b>

Estimated Five-Year Funding	
Formula Funding (Years 3-5)	\$ 1,672,714
Other State Funding	\$ 0
Reallocation of Existing Resources	\$ 0
Federal Funding (In-Hand Only)	\$ 0
Tuition and Fees	\$ 12,562,445
Other	\$ 0
<b>Total</b>	<b>\$ 14,235,159</b>

### Major Commitments:

In accordance with the institution's proposed hiring schedule, UTHSC-Houston will hire three core faculty members by the fifth year of the program. The institution will provide documentation of the hires through submission of a letter of intent, curricula vitae, and lists of courses to be taught. The institution will submit reports in Years 1, 3, and 5 confirming institutional commitments and assessing the progress of program implementation. The institution will seek accreditation from CAAHEP upon graduation of the first student.

Elizabeth Mayer, Assistant Commissioner for Academic Quality and Workforce, will present this item and be available to answer questions.

## Online Resume for Legislators and Other Policymakers

### UT HEALTH SCIENCE CENTER-HOUSTON

Location: Houston, Gulf Coast Region

Health Related Institution Accountability Peer Group: Texas A&M System HSC, Texas Tech Univ HSC, Texas Tech Univ HSC - El Paso, UNT HSC, UT Austin Dell Medical School, UT HSC San Antonio, UT HSC Tyler, UT M. D. Anderson Cancer Center, UT Southwestern Medical Center, UTMB Galveston, UTRGV - Medical School

Out-Of-State Peers:

Degrees Offered: Associate's, Bachelor's, Master's, Doctoral, Professional

[Institutional Resumes](#)

[Accountability System](#)

[Definitions](#)

[Institution Home Page](#)

Enrollment			
Category	Fall 2017	Fall 2021	Fall 2022
Medical School Students	967	962	972
Total Enrollment	5,242	5,758	5,319
Physicians Certified in Residency	1,014	1,111	0

Costs				
Average Annual Total Academic Costs for Resident Full-time Student				
Undergraduate Student			Graduate Student	
Year	Institution	Peer Group	Institution	Peer Group
FY 2018	\$9,791	\$4,925	\$7,062	\$6,540
FY 2022	\$8,182	\$7,360	\$12,518	\$7,144

Student Success									
Nursing and Allied Health Degrees Awarded						National Data: Nursing or Allied Health Degrees Awarded			
FY 2017		FY 2021		FY 2022		FY 2016		FY 2020	
Type	Peer Institution	Peer Group	Institution	Peer Group	Institution	Institution	Out-of-state Peers Ave.	Institution	Out-of-state Peers Ave.
Bachelor's	438	329	467	327	422	316			
Master's	206	144	336	189	314	190			
Doctoral	51	12	51	23	78	38			
Professional	0	33	0	31	0	31			

Research Expenditures	
Year	Amount
FY 2017	\$232,468,158
FY 2021	\$285,829,018
FY 2022	\$309,595,732

Percent of Medical School Students Practicing Primary Care in Texas after Graduation		
Year	Institution	Peer Group
FY 2017	22.00%	25.85%
FY 2021	20.50%	21.52%
FY 2022	20.00%	23.46%

Pass Rate of Medical School Students on Part 1 or Part 2 of Any Examination for a Medical License		
Year	Institution	Peer Group
FY 2017	98.00%	96.00%
FY 2021	99.63%	97.77%
FY 2022	99.00%	97.28%

Funding			
Total Appropriated Funds Including Faculty and Staff Health and Retirement		Total Amount of Money from Any Source Available in FY	
Year	Amount	Year	Amount
FY 2018	\$233,613,776	FY 2018	\$1,214,818,393
FY 2021	\$261,007,180	FY 2021	\$1,550,655,188
FY 2022	\$260,301,322	FY 2022	\$1,644,167,712

## Online Resume for Prospective Students, Parents and the Public

### UT HEALTH SCIENCE CENTER-HOUSTON

Location: Houston, Gulf Coast Region

Health Related Institution Accountability Peer Group: Texas A&M System HSC, Texas Tech Univ HSC, Texas Tech Univ HSC - El Paso, UNT HSC, UT Austin Dell Medical School, UT HSC San Antonio, UT HSC Tyler, UT M. D. Anderson Cancer Center, UT Southwestern Medical Center, UTMB Galveston, UTRGV - Medical School

Out-Of-State Peers:

Degrees Offered: Associate's, Bachelor's, Master's, Doctoral, Professional

[Institutional Resumes](#)

[Accountability System](#)

[Definitions](#)

[Institution Home Page](#)

### Enrollment

Fall 2022

Race/Ethnicity	Total Students		Medical Students		Physicians Certified in Residency*	
	Number	% of Total	Number	% of Total	Number	% of Total
White	1,618	30.4%	427	43.9%	0	.0%
Hispanic	1,003	18.9%	146	15.0%	0	.0%
African American	613	11.5%	79	8.1%	0	.0%
Asian/Pacific Isl.	1,068	20.1%	260	26.7%	0	.0%
International	691	13.0%	0	.0%	0	.0%
Other & Unknown	326	6.1%	60	6.2%	0	.0%
<b>Total</b>	<b>5,319</b>	<b>100.0%</b>	<b>972</b>	<b>100.0%</b>	<b>0</b>	<b>100.0%</b>

\* Data for FY 2023

### Student Success

Pass Rate of Medical School Students on Part 1 or Part 2 of Any Examination for a Medical License		
Year	Institution	Peer Group
FY 2022	99.00%	97.28%

Percent of Medical School Students Practicing Primary Care in Texas after Graduation		
Year	Institution	Peer Group
FY 2022	20.00%	23.46%

Nursing and Allied Health Degrees, FY 2022		
Year	Institution	Peer Group
Bachelor's	422	316
Master's	314	190
Doctoral	78	38
Professional	0	31

### First-time Licensure or Certification Examination Pass Rate

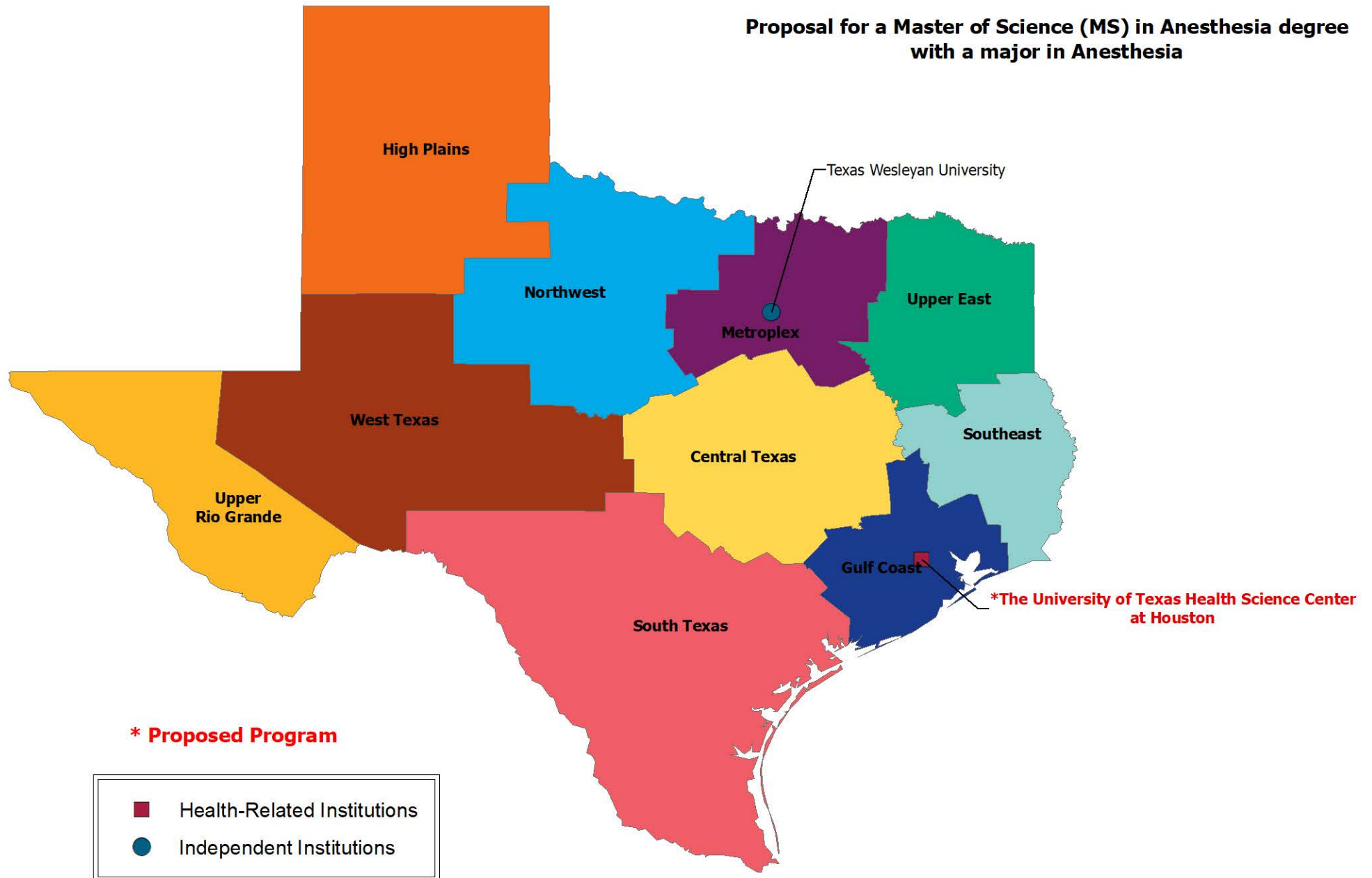
FY 2022

Field	Institution	Peer Group
Dental	91.2%	94.4%
Allied Health	94.3%	93.4%
Nursing	97.0%	93.0%
Pharmacy	N/A	79.4%
Medical	99.0%	97.3%

### Research Expenditures

Year	Amount
FY 2022	\$309,595,732

## Proposal for a Master of Science (MS) in Anesthesia degree with a major in Anesthesia





## AGENDA ITEM X-N (7)

### Consideration and possible action to approve the request from The University of Texas Medical Branch at Galveston for a Doctor of Clinical Nutrition (DCN) degree with a major in Clinical Nutrition

RECOMMENDATION: Approval, beginning fall 2023

#### Background information:

The University of Texas Medical Branch at Galveston (UTMB) is seeking approval for a Doctor of Clinical Nutrition (DCN) degree program in Clinical Nutrition. The proposed program would require 48 semester credit hours (SCHs) beyond a master's degree. The proposed program would be offered 100% online to accommodate working students, who are expected to remain employed while they are enrolled. As a professional program, no student assistance is offered, the program is self-supported by tuition, and no formula funding is requested. The program requires 30 SCHs in core courses, 6 SCHs in electives, and 12 SCHs for a Doctoral Project. The Doctoral Project would involve direct clinical research, supervised by faculty mentors.

Registered dietitians can establish private practices, but there are several other venues where they are also needed: hospitals, clinics, physicians' offices, nursing homes, restaurant headquarters, food production industries, public health agencies, and the military. Graduates may also find employment as educators, researchers, consultants, public servants, administrators, or managers. Projections show 5,600 average annual openings nationwide and 106 average annual openings in Texas, although many of these jobs could presumably be held by master's degree graduates. However, the projections do not necessarily include all the relevant leadership and public health positions for which a DCN graduate would be well suited.

The DCN is distinct from the PhD degree in Nutrition Sciences. Whereas the PhD is an academic research-based degree, the DCN aims to prepare students for advanced clinical skills and leadership in public health settings. There are four existing PhD programs in Nutrition in Texas, all at public universities. The PhD programs produced 20 graduates in 2021. The proposed program would be the first DCN program in Texas.

In accordance with the institution's proposed hiring schedule, UTMB will hire two new tenure-track faculty members in the first year of the program, and three additional faculty in the second year.

There is no national accrediting body for DCN programs.

### The University of Texas Medical Branch

<i>Completion Measures</i>	<i>Institution</i>	<i>State</i>
<i>Graduate</i>	Master's 5-Year Graduation Rate	88%
	Doctoral 10-Year Graduation Rate	79%
<i>Status of Recently Approved Doctoral Programs</i>	The institution has met its projected enrollments for all new doctoral program(s) approved in the last five years: <u>Yes</u> No N/A  Recently Approved Doctoral Programs: <ul style="list-style-type: none"> <li>Occupational Therapy (OTD, 2017)</li> </ul> The institution has met its resource commitments for new doctoral program(s) approved in the last five years: <u>Yes</u> No N/A	

### Proposed Program:

The proposed program would require 48 SCHs. Applicants would be required to be Registered Dietary Nutritionists with a master's degree. The program would be offered completely online, except for a clinical residency, starting in fall 2023. There are no plans to accept transfer credits from other programs. The program would require a Doctoral Project, which would be based on both scholarship and the student's professional experience in the residency. Students would be expected to share their results publicly at a regional or national conference or in a peer-reviewed publication.

The institution estimates that five-year costs would total \$1,112,549.

### Existing Programs:

There are no other doctoral programs in Clinical Nutrition in Texas.

<i>Start-Up Projections:</i>	<i>Yr. 1</i>	<i>Yr. 2</i>	<i>Yr. 3</i>	<i>Yr. 4</i>	<i>Yr. 5</i>
<i>Students Enrolled</i>	10	19	37	55	73
<i>Graduates</i>	0	0	9	18	36
<i>Avg. Financial Assistance</i>	\$0	\$0	\$0	\$0	\$0
<i>Students Assisted</i>	0	0	0	0	0
<i>Core Faculty (FTE)</i>	7	10	10	10	10
<i>Total Costs</i>	\$138,465	\$203,657	\$256,809	\$256,809	\$256,809
<i>Total Funding</i>	\$4,500	\$80,500	\$232,500	\$382,500	\$460,500
<i>% From Formula Funding</i>	0%	0%	0%	0%	0%

**Costs and Funding:**

As a professional program for advanced licensed practitioners, students (or their employers) are expected to pay full tuition without institutional financial assistance, and the program is not requesting state formula funding.

Estimated Five-Year Costs		Estimated Five-Year Funding	
Personnel		Formula Funding (Years 3-5)	\$ 0
Faculty	\$ 139,791	Other State Funding	\$
Faculty (Reallocated)	\$ 0	Reallocation of Existing Resources	\$ 0
Program Administration (New)	\$ 715,867	Federal Funding (In-Hand Only)	\$ 0
Program Administration (Reallocated)	\$ 0	Tuition and Fees	\$ 1,140,000
Graduate Assistants (New)	\$ 0	Other	\$ 22,500
Graduate Assistants (Reallocated)	\$ 0		
Clerical/Staff (New)	\$ 0		
Clerical/Staff (Reallocated)	\$ 0		
Other	\$ 0		
Student Support	\$ 0		
Supplies and Materials	\$ 0		
Library and IT Resources	\$ 5,900		
Equipment	\$ 0		
Facilities	\$ 0		
Other	\$ 250,991		
<b>Total</b>	<b>\$ 1,112,549</b>	<b>Total</b>	<b>\$ 1,162,500</b>

**Major Commitments:**

In accordance with the institution's proposed hiring schedule, UTMB will hire two core faculty members to start in 2023-24 and three to start in 2024-25. The institution will submit reports in Years 1, 3, and 5 confirming institutional commitments and assessing the progress of program implementation.

Elizabeth Mayer, Assistant Commissioner for Academic Quality and Workforce, will present this item and be available to answer questions.

## Online Resume for Prospective Students, Parents and the Public

### UT MEDICAL BRANCH-GALVESTON

Location: Galveston, Gulf Coast Region

Health Related Institution Accountability Peer Group: Texas A&M System HSC, Texas Tech Univ HSC, Texas Tech Univ HSC - El Paso, UNT HSC, UT Austin Dell Medical School, UT HSC Houston, UT HSC San Antonio, UT HSC Tyler, UT M. D. Anderson Cancer Center, UT Southwestern Medical Center, UTRGV - Medical School

Out-Of-State Peers: Georgia Health Sciences University, Louisiana State University Health Sciences Center-, Medical University Of South Carolina, University Of California-San Francisco, University Of Oklahoma Health Science Center

Degrees Offered: Bachelor's, Master's, Doctoral, Professional

[Institutional Resumes](#)

[Accountability System](#)

[Definitions](#)

[Institution Home Page](#)

### Enrollment

Fall 2022

Race/Ethnicity	Total Students		Medical Students		Physicians Certified in Residency*	
	Number	% of Total	Number	% of Total	Number	% of Total
White	1,319	40.1%	280	29.9%	0	.0%
Hispanic	703	21.4%	217	23.2%	0	.0%
African American	338	10.3%	88	9.4%	0	.0%
Asian/Pacific Isl.	706	21.5%	264	28.2%	0	.0%
International	49	1.5%	0	.0%	0	.0%
Other & Unknown	176	5.3%	86	9.2%	0	.0%
<b>Total</b>	<b>3,291</b>	<b>100.0%</b>	<b>935</b>	<b>100.0%</b>	<b>0</b>	<b>100.0%</b>

\* Data for FY 2023

### Student Success

Pass Rate of Medical School Students on Part 1 or Part 2 of Any Examination for a Medical License		
Year	Institution	Peer Group
FY 2022	95.20%	97.28%

Percent of Medical School Students Practicing Primary Care in Texas after Graduation		
Year	Institution	Peer Group
FY 2022	26.20%	23.46%

Nursing and Allied Health Degrees, FY 2022		
Year	Institution	Peer Group
Bachelor's	413	316
Master's	300	190
Doctoral	102	38
Professional	89	31

### First-time Licensure or Certification Examination Pass Rate

FY 2022

Field	Institution	Peer Group
Dental	N/A	94.4%
Allied Health	94.0%	93.4%
Nursing	98.4%	93.0%
Pharmacy	N/A	79.4%
Medical	95.2%	97.3%

### Research Expenditures

Year	Amount
FY 2022	\$171,977,460

## Online Resume for Legislators and Other Policymakers

### UT MEDICAL BRANCH-GALVESTON

Location: Galveston, Gulf Coast Region

Health Related Institution Accountability Peer Group: Texas A&M System HSC, Texas Tech Univ HSC, Texas Tech Univ HSC - El Paso, UNT HSC, UT Austin Dell Medical School, UT HSC Houston, UT HSC San Antonio, UT HSC Tyler, UT M. D. Anderson Cancer Center, UT Southwestern Medical Center, UTRGV - Medical School

Out-Of-State Peers: Georgia Health Sciences University, Louisiana State University Health Sciences Center-, Medical University Of South Carolina, University Of California-San Francisco, University Of Oklahoma Health Science Center

Degrees Offered: Bachelor's, Master's, Doctoral, Professional

[Institutional Resumes](#)

[Accountability System](#)

[Definitions](#)

[Institution Home Page](#)

Enrollment			
Category	Fall 2017	Fall 2021	Fall 2022
Medical School Students	945	931	935
Total Enrollment	3,302	3,377	3,291
Physicians Certified in Residency	575	630	0

Costs				
Average Annual Total Academic Costs for Resident Full-time Student				
Undergraduate Student			Graduate Student	
Year	Institution	Peer Group	Institution	Peer Group
FY 2018	\$7,132	\$4,925	\$4,592	\$6,540
FY 2022	\$9,880	\$7,360	\$12,873	\$7,144

Student Success									
Nursing and Allied Health Degrees Awarded						National Data: Nursing or Allied Health Degrees Awarded			
FY 2017		FY 2021		FY 2022		FY 2016		FY 2020	
Type	Peer Institution	Peer Group	Institution	Peer Group	Institution	Institution	Out-of-state Peers Ave.	Institution	Out-of-state Peers Ave.
Bachelor's	448	329	431	327	413	316			
Master's	315	144	355	189	300	190			
Doctoral	20	12	51	23	102	38			
Professional	96	33	77	31	89	31			

Research Expenditures	
Year	Amount
FY 2017	\$149,786,313
FY 2021	\$161,572,993
FY 2022	\$171,977,460

Percent of Medical School Students Practicing Primary Care in Texas after Graduation		
Year	Institution	Peer Group
FY 2017	20.00%	25.85%
FY 2021	15.90%	21.52%
FY 2022	26.20%	23.46%

Pass Rate of Medical School Students on Part 1 or Part 2 of Any Examination for a Medical License		
Year	Institution	Peer Group
FY 2017	98.00%	96.00%
FY 2021	99.00%	97.77%
FY 2022	95.20%	97.28%

Funding			
Total Appropriated Funds Including Faculty and Staff Health and Retirement		Total Amount of Money from Any Source Available in FY	
Year	Amount	Year	Amount
FY 2018	\$380,383,100	FY 2018	\$814,795,307
FY 2021	\$333,025,528	FY 2021	\$867,054,902
FY 2022	\$392,636,564	FY 2022	\$947,374,184

**Proposal for a Doctor of Clinical Nutrition (DCN) degree  
with a major in Clinical Nutrition**



## AGENDA ITEM X-N (8)

Consideration and possible action to approve the request from The University of Texas Rio Grande Valley for a Doctor of Philosophy (PhD) degree with a major in Materials Science and Engineering

RECOMMENDATION: Approval, beginning fall 2023

Background information:

The University of Texas Rio Grande Valley (UT-RGV) is seeking approval for a Doctor of Philosophy (PhD) degree program in Materials Science and Engineering. The proposed program would require 54 semester credit hours (SCHs) beyond a master's degree or 75 SCHs beyond a bachelor's degree. The program would be offered face-to-face on the UT-RGV campuses, primarily in Edinburg, where most materials science and engineering labs are located, starting in fall 2023. There would be 17 SCHs of core courses and 6 SCHs of research methods courses for all students, plus a variable number of electives (9-21 SCHs) and a variable number of dissertation research hours (22-31 SCHs).

The job market for materials science and engineering graduates is strong: the Bureau of Labor Statistics projects an average of 1,920 new job openings each year. These 1,920 new jobs each year are slightly below the 2,209 MS and PhD degrees awarded in 2021, but close enough to assume that replacement and academic positions would make up the difference. Statewide, the Texas Workforce Commission projects an average of 77 new jobs each year through 2030. This is more than the 69 PhDs awarded in Texas in 2021, but less than the 133 Texas PhD and MS students combined. The number of average job openings is likely to be much higher than 77, because this figure does not include academic and replacement positions. An Indeed.com search found 242 job postings in Texas for materials engineers on a single day in 2021.

There are nine existing doctoral programs in materials engineering in Texas, eight of them at public universities. The programs produced 69 graduates in 2021. The program would be the first in Texas to emphasize nanofibers, giving graduates an advantage in multiple industries and academic contexts. The proposed program would build upon the materials science track in UT-RGV's existing MS program in mechanical engineering, and it would be the first doctoral program in UT-RGV's College of Engineering and Computer Science.

In accordance with the institution's proposed hiring schedule, UT-RGV will hire one new tenure-track faculty member to start in Year 2. There is no national accrediting body for materials science and engineering programs.

**The University of Texas Rio Grande Valley** (Accountability Peer Group: *Doctoral University*)

<i>Completion Measures</i>		<i>Institution</i>	<i>State</i>
<i>Graduate</i>	Master's 5-Year Graduation Rate	76%	78%
	Doctoral 10-Year Graduation Rate	N/A	66%
<i>Status of Recently Approved Doctoral Programs</i>	The institution has met its projected enrollments for all new doctoral program(s) approved in the last five years: <u>Yes</u> No N/A		
	Recently Approved Doctoral Programs: <ul style="list-style-type: none"> <li>• Clinical Psychology (PhD, 2019) enrollments met</li> <li>• Occupational Therapy (PhD, 2022) enrollments met</li> <li>• Mathematics and Statistics with Interdisciplinary Applications (PhD, 2022) enrollments met</li> <li>• Physics (PhD, 2023) enrollments met</li> </ul>		
	The institution has met its resource commitments for new doctoral program(s) approved in the last five years: <u>Yes</u> No N/A		

**Proposed Program:**

The proposed program would require 54 semester credit hours beyond a master's degree or 75 SCHs beyond a bachelor's degree. The program would be offered face-to-face on the UT-RGV campuses, primarily in Edinburg, where most materials science and engineering labs are located, starting in fall 2023. There are no plans to have formal concentrations or tracks within the program, but strategic selection of electives could create emphases in nano-mechanics, theoretical and applied polymer science, physical surface chemistry, computational materials science, nano and biomedical materials, advanced aerospace materials, and thin films surface engineering. The program would require a dissertation with a public defense.

The institution estimates that five-year costs would total \$10,005,937.

**Existing Programs:**

There are eight public universities and one independent university offering doctoral programs in Materials Science and Engineering in Texas.

**Public Universities:**

Texas A&M University  
 Texas State University  
 The University of Texas at Arlington  
 The University of Texas at Austin  
 The University of Texas at Dallas  
 The University of Texas at El Paso  
 University of Houston  
 University of North Texas



**Independent Colleges and Universities:**

Rice University

There are no existing programs within a 60-minute drive of the proposed program.

In 2021, there were a total of 69 declared majors at the public universities.

<b><i>Start-Up Projections:</i></b>	<b><i>Yr. 1</i></b>	<b><i>Yr. 2</i></b>	<b><i>Yr. 3</i></b>	<b><i>Yr. 4</i></b>	<b><i>Yr. 5</i></b>
<i>Students Enrolled</i>	10	20	35	35	35
<i>Graduates</i>	0	0	4	9	9
<i>Avg. Financial Assistance</i>	\$38,033	\$38,033	\$38,033	\$38,033	\$38,033
<i>Students Assisted</i>	10	20	35	35	35
<i>Core Faculty (FTE)</i>	4	4	4	4	4
<i>Total Costs</i>	\$2,021,517	\$1,601,902	\$1,995,290	\$2,207,697	\$2,179,530
<i>Total Funding</i>	\$2,021,517	\$1,601,903	\$1,995,290	\$2,207,697	\$2,179,530
<i>% From Formula Funding</i>	0	0	19%	17%	30%

**Costs and Funding:**

Average financial assistance is \$28,800 per student per year, plus \$9,233 to cover tuition and fees.

Estimated Five-Year Costs		Estimated Five-Year Funding		
Personnel		Formula Funding (Years 3-5)	\$	1,408,139
Faculty	\$ 857,960	Other State Funding	\$	
Faculty (Reallocated)	\$ 1,621,497	Reallocation of Existing Resources	\$	5,380,377
Program Administration (New)	\$ 0	Federal Funding (In-Hand Only)	\$	
Program Administration (Reallocated)	\$ 30,000	Tuition and Fees	\$	905,383
Graduate Assistants (New)	\$ 2,056,320	Other	\$	2,312,038
Graduate Assistants (Reallocated)	\$ 1,784,160			
Clerical/Staff (New)	\$ 257,216			
Clerical/Staff (Reallocated)	\$ 0			
Other	\$ 0			
Student Support	\$ 1,198,555			
Supplies and Materials	\$ 75,000			
Library and IT Resources	\$ 10,000			
Equipment	\$ 1,850,000			
Facilities	\$ 0			
Other	\$ 265,229			
<b>Total</b>	<b>\$ 10,005,937</b>	<b>Total</b>	<b>\$</b>	<b>10,005,937</b>

**Major Commitments:**

In accordance with the institution's proposed hiring schedule, UT-RGV will hire one core faculty member to start in fall 2024. The institution will expend the \$1,850,000 equipment budget during the first five years, including the purchase of a transmission electron microscope. The institution will submit reports in Years 1, 3, and 5 confirming institutional commitments and assessing the progress of program implementation.

Elizabeth Mayer, Assistant Commissioner for Academic Quality and Workforce, will present this item and be available to answer questions.

# Online Resume for Legislators and Other Policymakers

## THE UNIVERSITY OF TEXAS RIO GRANDE VALLEY

Location: Edinburg, South Texas Region

Out-Of-State Peers: East Carolina University, East Tennessee State University, Florida Atlantic University-Boca Raton, New Mexico State University, University Of North Carolina At Greensboro

Degrees Offered: Bachelor's, Master's, Doctoral

[Institutional Resumes](#)

[Accountability System](#)

[Definitions](#)

[Institution Home Page](#)

Enrollment						
Race/Ethnicity	Fall 2017		Fall 2021		Fall 2022	
	Number	Percent	Number	Percent	Number	Percent
White	857	3.1%	1,018	3.2%	936	3.0%
Hispanic	24,777	89.4%	28,912	91.2%	28,589	91.3%
African American	200	.7%	271	.9%	251	.8%
Asian	366	1.3%	422	1.3%	398	1.3%
International	787	2.8%	789	2.5%	822	2.6%
Other & Unknown	721	2.6%	306	1.0%	321	1.0%
<b>Total</b>	<b>27,708</b>	<b>100.0%</b>	<b>31,718</b>	<b>100.0%</b>	<b>31,317</b>	<b>100.0%</b>
TX First Time Transfers	Number	% of UG	Number	% of UG	Number	% of UG
Two-Year Institutions	1,119	4.6%	965	3.7%	886	3.4%
Other Institutions	584	2.4%	504	1.9%	577	2.2%

Costs				
Average Annual Total Academic Costs for Resident Undergraduate Student Taking 30 SCH				
Fiscal Year	Texas Rates			
	Institution Average	Percent Increase	Peer Group Average	Percent Increase
2018	\$7,587	.0%	\$0	.0%
2019	\$7,813	3.0%	\$0	.0%
2020	\$8,132	4.1%	\$0	.0%
2021	\$8,917	9.7%	\$0	.0%
2022	\$9,541	7.0%	\$0	.0%
2023	\$9,541	.0%	\$0	.0%

Financial Aid						
Fiscal Year	Institution		Peer Group		OOS Peer Group	
	Percent	Avg Amt	Percent	Avg Amt	Percent	Avg Amt
<b>Federal Student Loans</b>						
2020	0%	\$0	0%	\$0	0%	\$0
2021	0%	\$0	0%	\$0	0%	\$0
<b>Federal, State, Institutional or Other Grants Known by Institutions</b>						
2020	0%	\$0	0%	\$0	0%	\$0
2021	0%	\$0	0%	\$0	0%	\$0
<b>Federal (Pell) Grants</b>						
2020	0%	\$0	0%	\$0	0%	\$0
2021	0%	\$0	0%	\$0	0%	\$0

Student Success			
One-Year Persistence of First-time, Full-time, Degree Seeking Undergraduates			
	Enter Fall 2016	Enter Fall 2020	Enter Fall 2021
<b>Cohort</b>	3,616	4,851	4,239
<b>Total</b>	85.8%	78.6%	81.0%
<b>Same</b>	78.8%	71.7%	75.6%
<b>Other</b>	6.9%	6.9%	5.4%
Two-Year Persistence of First-time, Full-time, Degree Seeking Undergraduates			
	Enter Fall 2015	Enter Fall 2019	Enter Fall 2020
Institution Persistence			
<b>Cohort</b>	3,759	4,394	4,762
<b>Total</b>	78.3%	76.9%	71.4%
<b>Same</b>	68.5%	69.0%	61.0%
<b>Other</b>	9.8%	7.9%	10.5%

National Comparison (IPEDS Definition)		
Cohort	Institution Rate	OOS Peers Rate
Fall 2012 4-year	19.0%	21.5%
Fall 2011 5-year	35.0%	40.0%
Fall 2010 6-year	41.0%	47.3%

Six-year Graduation & Persistence Rate, Fall .		
Student Group	Cohort	Rate
For Students Needing Dev Ed		
Institution	.	.
For Students NOT Needing Dev Ed		
Institution	.	.

\*Peer Group data is average for peer group.

Funding						
Source	FY 2017 Amount	Pct of Total	FY 2021 Amount	Pct of Total	FY 2022 Amount	Pct of Total
Appropriated Funds	\$163,777,214	42.0%	\$152,832,944	25.4%	\$179,468,972	33.1%
Federal Funds	\$106,936,640	27.4%	\$246,799,186	41.1%	\$208,762,937	38.5%
Tuition & Fees	\$94,370,627	24.2%	\$127,994,340	21.3%	\$113,822,317	21.0%
<b>Total Revenue</b>	<b>\$389,743,992</b>	<b>100.0%</b>	<b>\$600,598,938</b>	<b>100.0%</b>	<b>\$542,248,171</b>	<b>100.0%</b>

# Online Resume for Prospective Students, Parents and the Public

## THE UNIVERSITY OF TEXAS RIO GRANDE VALLEY

Location: Edinburg, South Texas Region

Out-Of-State Peers: East Carolina University, East Tennessee State University, Florida Atlantic University-Boca Raton, New Mexico State University, University Of North Carolina At Greensboro

Degrees Offered: Bachelor's, Master's, Doctoral

[Institutional Resumes](#)

[Accountability System](#)

[Definitions](#)

[Institution Home Page](#)

Enrollment		
Race/Ethnicity	Fall 2022 Number	Percent
White	936	3.0%
Hispanic	28,589	91.3%
African American	251	.8%
Asian	398	1.3%
International	822	2.6%
Other & Unknown	321	1.0%
<b>Total</b>	<b>31,317</b>	<b>100.0%</b>
<b>TX First Time Transfers</b>	<b>Number</b>	<b>% of UG</b>
Two-Year Institutions	886	3.4%
Other Institutions	577	2.2%

Baccalaureate Success		
Graduation Rate of First-time, Full-time Degree-seeking Students		
Entering		
Measure	Fall	Rate
4-year Rate Total	2018	32.7%
Same Institution		31.1%
Other Institutions		1.6%
5-year Rate Total	2017	46.4%
Same Institution		43.1%
Other Institutions		3.3%
6-year Rate Total	2016	57.0%
Same Institution		52.5%
Other Institutions		4.5%
<a href="#">Grad Rates by Ethnicity</a>		

1-Year Persistence, Fall 2021	
Total	81.0%
Same	75.6%
Other	5.4%
2-Year Persistence, Fall 2020	
Total	71.4%
Same	61.0%
Other	10.5%

Avg Number SCH for Bachelor's Degree		
FY 2022 Average		
	Sem	SCH
All	9.20	133.00

Degrees Awarded	
Type	FY 2022
Bachelor's	4,756
Master's	2,056
Doctoral	43
Professional	0
<b>Total</b>	<b>6,855</b>

[Degrees by Ethnicity](#)

First-time Licensure or Certification Examination Pass Rate	
Field	FY 2022 Rate
Law	%
Pharmacy	%
Nursing	92.1%
Engineering	40.0%

\*Data for FY 2021

Admissions		
Middle 50% of Test Scores, for First-Time Undergraduates, Fall 2022		
Test Section	ACT	SAT
Composite		
Math	<a href="https://nces.ed.gov/">https://nces.ed.gov/</a>	
English		
Critical Reading		

Application for First-time Undergraduate Admission Fall 2022			
Race/Ethnicity	Applicants	Accepted	Enrolled
White	281	89.3%	34.3%
African American	203	83.7%	21.8%
Hispanic	12,814	87.6%	48.7%
Asian	141	92.9%	39.7%
International	80	100.0%	96.3%
Other	225	86.7%	26.7%
<b>Total</b>	<b>13,744</b>	<b>87.7%</b>	<b>47.8%</b>

Instruction	
Measure of Excellence	Fall 2022
Undergraduate Classes with < 20 Students	%
Undergraduate Classes with > 50 Students	%
% of Teaching Faculty Tenured/Tenure-track *	39.4%
Student/Faculty Ratio *	26:1

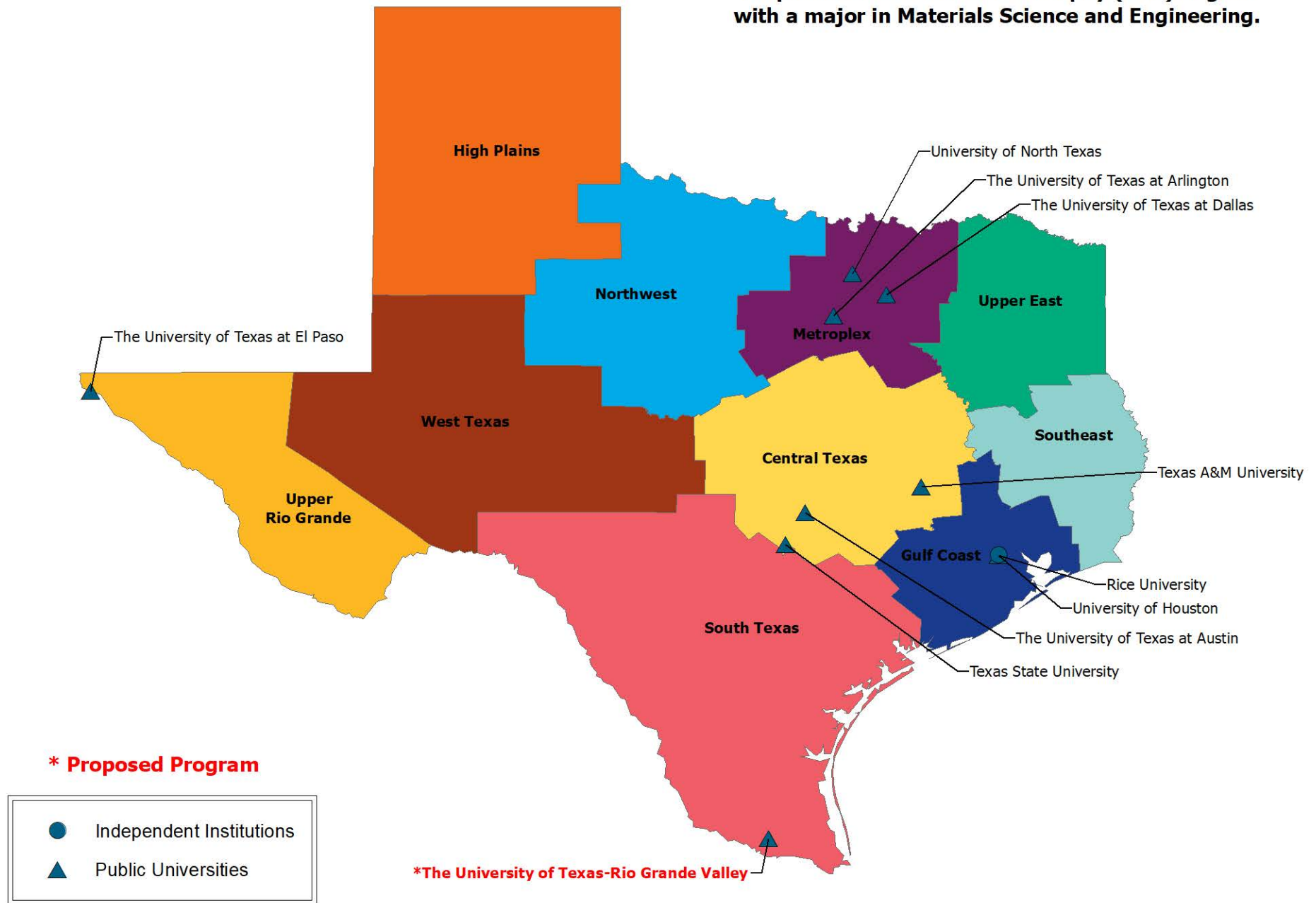
\* Fall 2021 Data

Costs	
Annual Costs for Resident Undergraduate Student Taking 30 SCH, FY 2023	
Type of Cost	Average Amount
Total Academic Cost	\$9,541
On-campus Room & Board	
Books & Supplies	
Off-Campus Transportation & Personal Expenses	
<b>Total Cost</b>	<b>\$9,541</b>
<a href="#">Rates of Tuition per SCH</a>	
<a href="#">Mandatory Fees</a>	

Financial Aid		
Enrolled in FY 2021		
Type of Aid	% of UGs Receiving	Average Amount
Grants or Scholarships	0%	\$0
Federal (Pell) Grants	0%	\$0
Federal Student Loans	0%	\$0

Funding		
Source	FY 2022 Amount	Pct of Total
Appropriated Funds	\$179,468,972	33.1%
Federal Funds	\$208,762,937	38.5%
Tuition & Fees	\$113,822,317	21.0%
<b>Total Revenue</b>	<b>\$542,248,171</b>	<b>100.0%</b>

**Proposal for a Doctor of Philosophy (PhD) degree  
with a major in Materials Science and Engineering.**



## AGENDA ITEM X-N (9)

Consideration and possible action to approve the request from the University of North Texas for a Doctor of Philosophy (PhD) degree with a major in Human Performance and Movement Science

RECOMMENDATION: Approval, beginning fall 2023

### **Background Information:**

University of North Texas (UNT) is seeking approval to offer a Doctor of Philosophy (PhD) degree program in Human Performance and Movement Science. The proposed program would require 54 semester credit hours (SCHs) beyond a master's degree and 90 SCHs beyond a bachelor's degree and would begin in fall 2023. The proposed program would be offered in person to students in Denton.

Workforce opportunities for graduates of the proposed program include postsecondary teaching and exercise physiology positions. Job market growth is anticipated at both national and state levels. The Bureau of Labor Statistics (BLS) projects above average growth for exercise physiologists with an anticipated 9% increase from 2021 to 2031. In Texas, workforce projections are also above average with an anticipated 24% increase in available jobs through 2030. The overall job outlook for postsecondary educators is positive. The BLS and Texas Workforce Commission predict an increased need for exercise physiology faculty over the next 10 years.

In Texas, there are seven doctoral programs in related fields including: exercise physiology and exercise science and kinesiology. These programs produced 24 doctoral graduates in 2021. There are differences between exercise physiology programs and exercise science and kinesiology programs. Exercise physiology is rooted in scientific and academic study, while kinesiology and exercise science include more application and practice-based components. There are only two doctoral programs in exercise physiology in Texas. These programs are new and have yet to produce graduates.

**University of North Texas** (Accountability Peer Group: *Emerging Research*)

<b>Completion Measures</b>		<b>Institution</b>	<b>State</b>
<b>Graduate</b>	Master's 5-Year Graduation Rate	77.6%	76.3%
	Doctoral 10-Year Graduation Rate	61.7%	63.7%
<b>Status of Recently Approved Doctoral Programs</b>	The institution has met its projected enrollments for all new doctoral program(s) approved in the last five years: Yes <u>No</u> N/A		
	Recently Approved Doctoral Programs: <ul style="list-style-type: none"> <li>• Biomedical Engineering (PhD, 2021) enrollments met</li> <li>• Business Administration (DBA, 2022)</li> </ul>		
	The institution has met its resource commitments for new doctoral program(s) approved in the last five years: <u>Yes</u> No N/A		

**Proposed Program:**

This face-to-face program would require 54 semester credit hours beyond a master's degree and 90 SCHs beyond a bachelor's degree beginning fall 2023. The program would include training in physiology, health disparities, research methodology, and statistics that will culminate in a publishable dissertation.

The institution estimates that five-year costs would total \$2,595,130.

**Existing Programs:**

There is one public and one independent university offering doctoral programs in exercise physiology in Texas.

**Public Universities:**

Texas Tech University

**Independent Colleges and Universities:**

Baylor University

There are no existing programs within a 60-minute drive of the proposed program. The Baylor University program is located approximately 122 miles from the proposed program.

In 2022, there were a total of 16 declared majors at the public universities.

<b><i>Start-Up Projections:</i></b>	<b><i>Yr. 1</i></b>	<b><i>Yr. 2</i></b>	<b><i>Yr. 3</i></b>	<b><i>Yr. 4</i></b>	<b><i>Yr. 5</i></b>
<i>Students Enrolled</i>	6	12	18	20	20
<i>Graduates</i>	0	0	6	6	6
<i>Avg. Financial Assistance</i>	\$16,818	\$20,411	\$21,347	\$21,800	\$21,800
<i>Students Assisted</i>	11	17	23	25	25
<i>Core Faculty (FTE)</i>	8.15	8.15	8.15	8.15	8.15
<i>Total Costs</i>	\$237,226	\$404,226	\$557,226	\$695,226	\$701,226
<i>Total Funding</i>	\$264,878	\$464,530	\$1,020,058	\$1,131,705	\$1,135,705
<i>% From Formula Funding</i>	0	0	36%	36%	36%

<b>FIVE-YEAR COSTS</b>	
Personnel	
Faculty	\$ 150,000
Faculty (Reallocated)	\$ 84,000
Program Administration (New)	\$ 0
Program Administration (Reallocated)	\$ 97,800
Graduate Assistants (New)	\$ 0
Graduate Assistants (Reallocated)	\$ 2,088,000
Clerical/Staff (New)	\$ 0
Clerical/Staff (Reallocated)	\$ 78,330
Other	\$ 0
Student Support	\$ 25,000
Supplies and Materials	\$ 72,000
Library and IT Resources	\$ 0
Equipment	\$ 0
Facilities	\$ 0
Other	\$ 0
<b>Total</b>	<b>\$ 2,595,130</b>

<b>FIVE-YEAR FUNDING</b>	
Formula Funding (Years 3-5)	\$ 1,191,819
Other State Funding	\$ 0
Reallocation of Existing Resources	\$ 2,348,130
Federal Funding (In-Hand Only)	\$ 0
Tuition and Fees	\$ 476,927
Other	\$ 0
<b>Total</b>	<b>\$ 4,016,876</b>

### Major Commitments:

The institution will submit reports in Years 1, 3, and 5 confirming institutional commitments and assessing the progress of program implementation.

Elizabeth Mayer, Assistant Commissioner for Academic and Health Affairs, will present this item and be available to answer questions.



# Online Resume for Legislators and Other Policymakers

## UNIVERSITY OF NORTH TEXAS

Location: Denton, Metroplex Region

Emerging Research Accountability Peer Group: Texas State Univ, Texas Tech Univ, UT Arlington, UT Dallas, UT El Paso, UT San Antonio, Univ of Houston

Out-Of-State Peers: Florida International University, Georgia State University, University Of Central Florida, University Of New Mexico-Main Campus, University Of Oklahoma-Norman Campus

Degrees Offered: Bachelor's, Master's, Doctoral, Professional

[Institutional Resumes](#)

[Accountability System](#)

[Definitions](#)

[Institution Home Page](#)

Enrollment						
Race/Ethnicity	Fall 2017		Fall 2021		Fall 2022	
	Number	Percent	Number	Percent	Number	Percent
White	17,958	47.2%	16,748	39.7%	15,713	35.4%
Hispanic	8,778	23.1%	10,401	24.7%	10,698	24.1%
African American	5,425	14.2%	6,288	14.9%	6,450	14.5%
Asian	2,266	6.0%	3,066	7.3%	3,154	7.1%
International	2,315	6.1%	4,304	10.2%	6,867	15.5%
Other & Unknown	1,339	3.5%	1,361	3.2%	1,467	3.3%
<b>Total</b>	<b>38,081</b>	<b>100.0%</b>	<b>42,168</b>	<b>100.0%</b>	<b>44,349</b>	<b>100.0%</b>
TX First Time Transfers	Number	% of UG	Number	% of UG	Number	% of UG
	2,903	9.2%	2,833	8.7%	2,496	7.6%
Two-Year Institutions	594	1.9%	553	1.7%	532	1.6%
Other Institutions						

Costs				
Average Annual Total Academic Costs for Resident Undergraduate Student Taking 30 SCH				
Fiscal Year	Texas Rates			
	Institution Average	Percent Increase	Peer Group Average	Percent Increase
2018	\$11,296	.0%	\$10,443	.0%
2019	\$11,514	1.9%	\$10,712	2.6%
2020	\$11,712	1.7%	\$11,011	2.8%
2021	\$11,994	2.4%	\$11,455	4.0%
2022	\$11,994	.0%	\$11,762	2.7%
2023	\$11,994	.0%	\$11,793	.3%

Financial Aid						
Fiscal Year	Institution		Peer Group		OOS Peer Group	
	Percent	Avg Amt	Percent	Avg Amt	Percent	Avg Amt
Federal Student Loans						
2020	0%	\$0	0%	\$0	0%	\$0
2021	0%	\$0	0%	\$0	0%	\$0
Federal, State, Institutional or Other Grants Known by Institutions						
2020	0%	\$0	0%	\$0	0%	\$0
2021	0%	\$0	0%	\$0	0%	\$0
Federal (Pell) Grants						
2020	0%	\$0	0%	\$0	0%	\$0
2021	0%	\$0	0%	\$0	0%	\$0

Student Success							
One-Year Persistence of First-time, Full-time, Degree Seeking Undergraduates				Graduation Rates			
Enter Fall 2016		Enter Fall 2020	Enter Fall 2021	Cohort	Institution Rate	Peer Group Rate	
Cohort	4,454	4,897	5,152	Fall 2013 4-year	36.7%	34.4%	
Total	86.5%	83.9%	82.6%	Fall 2017 4-year	44.5%	43.2%	
Same	76.4%	76.8%	75.4%	Fall 2018 4-year	45.1%	42.9%	
Other	10.1%	7.2%	7.1%	Fall 2012 5-year	52.8%	54.6%	
Two-Year Persistence of First-time, Full-time, Degree Seeking Undergraduates				Fall 2016 5-year	58.4%	60.5%	
Enter Fall 2015		Enter Fall 2019	Enter Fall 2020	Fall 2017 5-year	58.6%	60.7%	
Institution Persistence				Fall 2011 6-year	59.3%	60.8%	
Cohort	4,311	5,263	4,857	Fall 2015 6-year	64.4%	66.7%	
Total	79.8%	78.6%	76.3%	Fall 2016 6-year	63.1%	66.6%	
Same	67.9%	70.4%	66.6%	National Comparison (IPEDS Definition)			
Other	11.9%	8.2%	9.7%	Cohort	Institution Rate	OOS Peers Rate	
Peer Group Persistence				Fall 2012 4-year	28.0%	28.8%	
Cohort	4,012	4,707	4,460	Fall 2011 5-year	46.0%	50.8%	
Total	82.5%	81.6%	79.9%	Fall 2010 6-year	52.0%	58.0%	
Same	67.8%	70.6%	68.6%				
Other	14.7%	10.9%	11.2%				

Average Number of Fall & Spring Semesters and SCH Attempted for Bachelor's Degree						
Year	Institution			Peer Group Average		
	Grads	Sem	SCH	Grads	Sem	SCH
FY 2018	4,991	10.40	136.00	4,194	10.62	138.12
FY 2021	5,504	9.60	131.00	4,850	9.82	134.25
FY 2022	5,505	9.40	129.00	4,700	9.62	132.25

Six-year Graduation & Persistence Rate, Fall .		
Student Group	Cohort	Rate
For Students Needing Dev Ed		
Institution	.	.
For Students NOT Needing Dev Ed		
Institution	.	.

\*Peer Group data is average for peer group.

Funding						
Source	FY 2017 Amount	Pct of Total	FY 2021 Amount	Pct of Total	FY 2022 Amount	Pct of Total
Appropriated Funds	\$199,213,392	32.1%	\$203,993,076	26.5%	\$216,785,267	26.5%
Federal Funds	\$72,034,949	11.6%	\$165,506,817	21.5%	\$158,360,493	19.4%
Tuition & Fees	\$293,378,184	47.3%	\$346,350,615	45.1%	\$374,016,362	45.8%
<b>Total Revenue</b>	<b>\$619,997,714</b>	<b>100.0%</b>	<b>\$768,791,230</b>	<b>100.0%</b>	<b>\$816,728,219</b>	<b>100.0%</b>

# Online Resume for Prospective Students, Parents and the Public

## UNIVERSITY OF NORTH TEXAS

Location: Denton, Metroplex Region

Emerging Research Accountability Peer Group: Texas State Univ, Texas Tech Univ, UT Arlington, UT Dallas, UT El Paso, UT San Antonio, Univ of Houston

Out-Of-State Peers: Florida International University, Georgia State University, University Of Central Florida, University Of New Mexico-Main Campus, University Of Oklahoma-Norman Campus

Degrees Offered: Bachelor's, Master's, Doctoral, Professional

[Institutional Resumes](#)

[Accountability System](#)

[Definitions](#)

[Institution Home Page](#)

Enrollment		
Race/Ethnicity	Fall 2022	
	Number	Percent
White	15,713	35.4%
Hispanic	10,698	24.1%
African American	6,450	14.5%
Asian	3,154	7.1%
International	6,867	15.5%
Other & Unknown	1,467	3.3%
<b>Total</b>	<b>44,349</b>	<b>100.0%</b>
<b>TX First Time Transfers</b>	<b>Number</b>	<b>% of UG</b>
Two-Year Institutions	2,496	7.6%
Other Institutions	532	1.6%

Baccalaureate Success			
Graduation Rate of First-time, Full-time Degree-seeking Students			
Measure	Entering		Rate
	Fall		
4-year Rate Total	2018		45.1%
Same Institution			42.8%
Other Institutions			2.3%
5-year Rate Total	2017		58.6%
Same Institution			55.0%
Other Institutions			3.6%
6-year Rate Total	2016		63.1%
Same Institution			57.3%
Other Institutions			5.8%

[Grad Rates by Ethnicity](#)

1-Year Persistence, Fall 2021	
Total	82.6%
Same	75.4%
Other	7.1%

2-Year Persistence, Fall 2020	
Total	76.3%
Same	66.6%
Other	9.7%

Avg Number SCH for Bachelor's Degree	
FY 2022 Average	
Sem	SCH
All	9.40 129.00

Degrees Awarded	
Type	FY 2022
Bachelor's	7,679
Master's	2,789
Doctoral	294
Professional	11
<b>Total</b>	<b>10,773</b>

[Degrees by Ethnicity](#)

First-time Licensure or Certification Examination Pass Rate	
FY 2022	
Field	Rate
Law	%
Pharmacy	%
Nursing	%
Engineering	50.0%

\*Data for FY 2021

Admissions		
Middle 50% of Test Scores, for First-Time Undergraduates, Fall 2022		
Test Section	ACT	SAT
Composite		
Math	<a href="https://nces.ed.gov/">https://nces.ed.gov/</a>	
English		
Critical Reading		

Application for First-time Undergraduate Admission			
Fall 2022			
Race/Ethnicity	Applicants	Accepted	Enrolled
White	7,538	85.6%	32.1%
African American	6,018	74.5%	30.3%
Hispanic	12,215	76.6%	22.5%
Asian	2,998	88.7%	17.2%
International	2,595	62.4%	11.2%
Other	1,286	78.1%	26.3%
<b>Total</b>	<b>32,650</b>	<b>78.4%</b>	<b>25.2%</b>

Costs																			
Average Annual Academic Costs for Resident Undergraduate Student Taking 30 SCH					<table><tr><th colspan="2">Annual Costs for Resident Undergraduate Student Taking 30 SCH, FY 2023</th></tr><tr><th>Type of Cost</th><th>Average Amount</th></tr><tr><td>Total Academic Cost</td><td>\$11,994</td></tr><tr><td>On-campus Room &amp; Board</td><td></td></tr><tr><td>Books &amp; Supplies</td><td></td></tr><tr><td>Off-Campus Transportation &amp; Personal Expenses</td><td></td></tr><tr><td>Total Cost</td><td>\$11,994</td></tr></table>	Annual Costs for Resident Undergraduate Student Taking 30 SCH, FY 2023		Type of Cost	Average Amount	Total Academic Cost	\$11,994	On-campus Room & Board		Books & Supplies		Off-Campus Transportation & Personal Expenses		Total Cost	\$11,994
Annual Costs for Resident Undergraduate Student Taking 30 SCH, FY 2023																			
Type of Cost	Average Amount																		
Total Academic Cost	\$11,994																		
On-campus Room & Board																			
Books & Supplies																			
Off-Campus Transportation & Personal Expenses																			
Total Cost	\$11,994																		
Fiscal Year	Institution Average	Percent Increase	Peer Group Average	Percent Increase															
2018	\$11,296	.0%	\$10,321	.0%															
2019	\$11,514	1.9%	\$10,597	2.6%															
2020	\$11,712	1.7%	\$10,911	2.9%															
2021	\$11,994	2.4%	\$11,379	4.1%															
2022	\$11,994	.0%	\$11,729	3.0%															
2023	\$11,994	.0%	\$11,764	.3%															

[Rates of Tuition per SCH](#)

[Mandatory Fees](#)

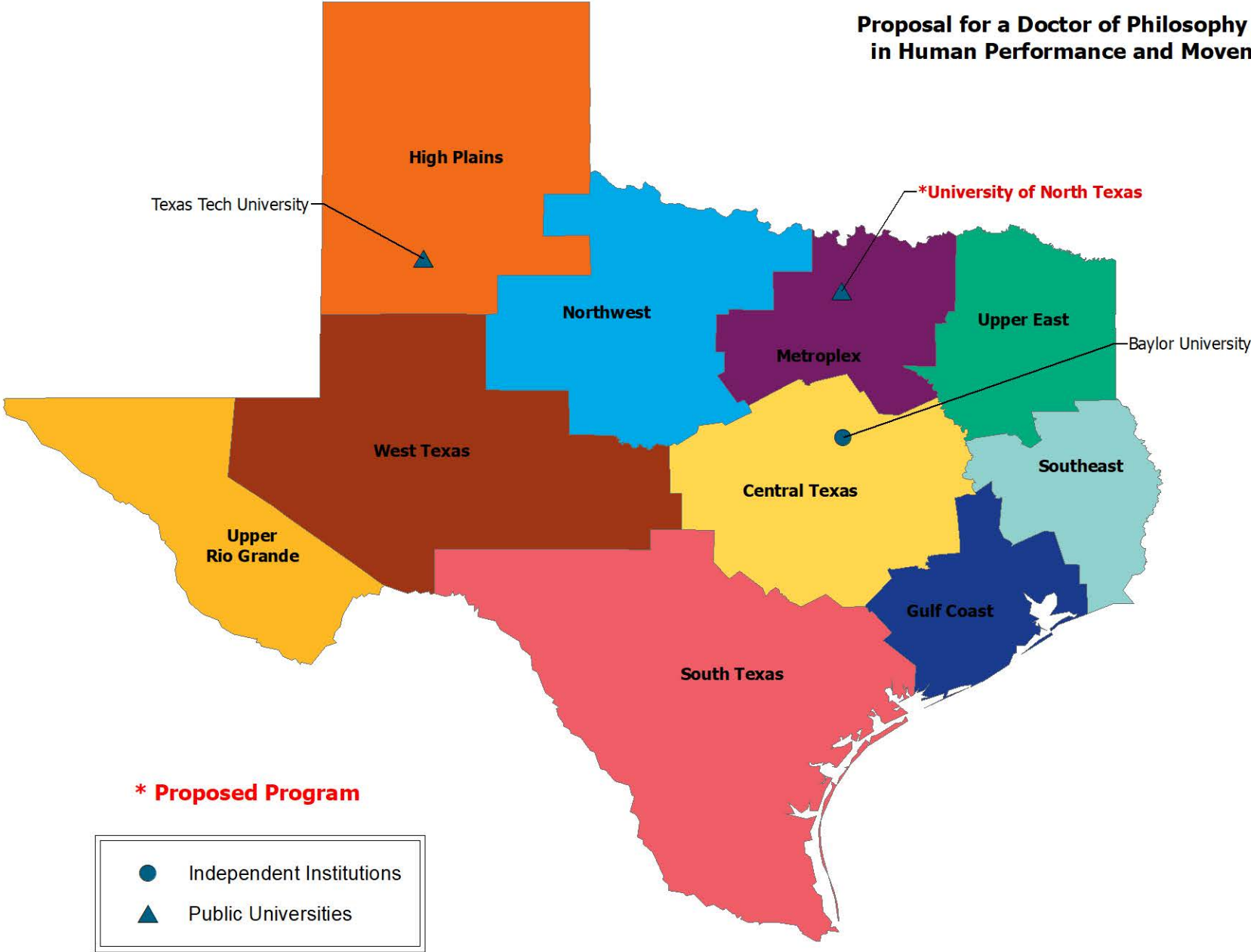
Instruction		
Measure of Excellence	Fall 2022	
Undergraduate Classes with < 20 Students		%
Undergraduate Classes with > 50 Students		%
% of Teaching Faculty Tenured/Tenure-track *	46.3%	
Student/Faculty Ratio *	26:1	

Financial Aid		
Enrolled in FY 2021		
Type of Aid	% of UGs Receiving	Average Amount
Grants or Scholarships	0%	\$0
Federal (Pell) Grants	0%	\$0
Federal Student Loans	0%	\$0

Funding		
Source	FY 2022 Amount	Pct of Total
Appropriated Funds	\$216,785,267	26.5%
Federal Funds	\$158,360,493	19.4%
Tuition & Fees	\$374,016,362	45.8%
<b>Total Revenue</b>	<b>\$816,728,219</b>	<b>100.0%</b>

\* Fall 2021 Data

**Proposal for a Doctor of Philosophy (PhD) degree  
in Human Performance and Movement Science**



## AGENDA ITEM XI-A

### Committee chair's overview

Ms. Emma Schwartz, Chair of the Agency Operations Committee, will provide the Board an overview of the items on the agenda.

## AGENDA ITEM XI-B

### Report on grants and contracts

RECOMMENDATION: No action required

#### Background Information:

Texas Administrative Code, Title 19, Rule 1.16(j), establishes that any contract for the purchase of goods or services that exceeds \$1 million may be entered into only if the contract is approved and signed by the Commissioner of Higher Education, to whom the board of the Texas Higher Education Coordinating Board (Board), by virtue of this rule, delegates such approval and signature authority. In addition to the Board receiving a quarterly report on “Contracts Executed by the Agency in Accordance with Board Rule 1.16,” agency staff also provides the Board a quarterly report highlighting and listing all grants and contracts exceeding \$1 million.

Linda Natal, Director of Procurement, is available to answer questions.



**Contracts Executed by the Agency in Accordance with Board Rule 1.16**

**March 1, 2023 – June 6, 2023**

Contracts Executed by the Agency in Accordance with Board Rule 1.16

Division Unit	Contract #	Performing Agent	Description	Active Date	Total \$
029 Open Education Resource Admin	28988	Erika M Warnick	No-Cost Extension Amendment	4/12/2023	0.00
029 Open Education Resource Admin	29289	Laredo Community College	Open Educational Resources Grant	5/31/2023	25,000.00
029 Open Education Resource Admin	29292	Odessa College	Open Educational Resources Grant	5/31/2023	25,000.00
029 Open Education Resource Admin	29294	Texas Tech University Health Sciences Center	Open Educational Resources Grant	5/25/2023	25,000.00
029 Open Education Resource Admin	29295	The University of Texas at San Antonio	Open Educational Resources Grant	5/22/2023	25,000.00
029 Open Education Resource Admin	29293	San Jacinto College District	Open Educational Resources Grant	5/22/2023	18,658.00
029 Open Education Resource Admin	29291	North Central Texas Community College District	Open Educational Resources Grant	5/24/2023	14,000.00
029 Open Education Resource Admin	29290	Midwestern State University	Open Educational Resources Grant	5/25/2023	12,300.00
029 Open Education Resource Admin	29297	Austin Community College	Open Educational Resources Grant	5/24/2023	10,000.00
029 Open Education Resource Admin	29299	Central Texas College	Open Educational Resources Grant	5/22/2023	5,000.00
029 Open Education Resource Admin	29301	The University of Texas at Tyler	Open Educational Resources Grant	5/25/2023	5,000.00
029 Open Education Resource Admin	29302	West Texas A&M University	Open Educational Resources Grant	5/22/2023	5,000.00
029 Open Education Resource Admin	29389	Tarrant County College District	Open Educational Resources Grant	5/24/2023	5,000.00
029 Open Education Resource Admin	29390	Lee College	Open Educational Resources Grant	5/24/2023	5,000.00
0387 Bonds	28555	Office of Attorney General (Bond Review)	Attorney General Filing Fees	5/26/2023	19,000.00
0387 Bonds	29118	United States Treasury	Bond Series 2013A	5/17/2023	6,000,000.00
070 Academic and Health Affairs	28522	John Peter Smith Hospital	Family Medicine Residency Program Grant	3/27/2023	341,023.00
070 Academic and Health Affairs	28541	University of Texas Rio Grande Valley	Family Medicine Residency Program Grant	3/6/2023	284,186.00
070 Academic and Health Affairs	28523	Memorial Hermann Hospital System	Family Medicine Residency Program Grant	3/1/2023	198,930.00
070 Academic and Health Affairs	28540	The University of Texas Health Science Center at San Antonio	Family Medicine Residency Program Grant	3/1/2023	198,930.00
070 Academic and Health Affairs	28542	The University of Texas Southwestern Medical Center	Family Medicine Residency Program Grant	3/6/2023	194,194.00
070 Academic and Health Affairs	28520	CHCA West Houston LP DBA West Houston Medical Center	Family Medicine Residency Program Grant	3/1/2023	127,884.00
070 Academic and Health Affairs	28524	Houston Methodist Hospital	Family Medicine Residency Program Grant	3/20/2023	113,674.00
070 Academic and Health Affairs	28534	Texoma Medical Center	Family Medicine Residency Program Grant	3/1/2023	113,674.00
070 Academic and Health Affairs	28535	The University of Texas at Austin	Family Medicine Residency Program Grant	4/3/2023	99,465.00
070 Academic and Health Affairs	28525	Methodist Health System	Family Medicine Residency Program Grant	3/28/2023	85,256.00
070 Academic and Health Affairs	28898	The University of Texas Health Science Center at Houston	No-Cost Amendment	3/20/2023	0.00
070 Academic and Health Affairs	28900	The University of Texas Southwestern Medical Center	No-Cost Amendment	3/20/2023	0.00
070 Academic and Health Affairs	28901	The University of Texas at Austin	No-Cost Amendment	3/20/2023	0.00
070 Academic and Health Affairs	28902	Baylor College of Medicine	No-Cost Amendment	3/30/2023	0.00
070 Academic and Health Affairs	28903	John Peter Smith Hospital	No-Cost Amendment	3/27/2023	0.00
070 Academic and Health Affairs	28904	Scott & White Memorial Hospital	No-Cost Amendment	3/20/2023	0.00
070 Academic and Health Affairs	28906	The University of Texas at Austin	No-Cost Amendment	3/20/2023	0.00
070 Academic and Health Affairs	28907	The University of Texas Health Science Center at Houston	No-Cost Amendment	3/20/2023	0.00
070 Academic and Health Affairs	28908	The University of Texas Health Science Center at San Antonio	No-Cost Amendment	3/20/2023	0.00
070 Academic and Health Affairs	28909	The University of Texas Southwestern Medical Center	No-Cost Amendment	3/20/2023	0.00
070 Academic and Health Affairs	28960	Baptist Hospitals of Southeast Texas	No-Cost Amendment	3/24/2023	0.00
070 Academic and Health Affairs	28914	University of North Texas Health Science Center at Fort Worth	No-Cost Extension Amendment	6/5/2023	0.00
070 Academic and Health Affairs	29081	Baylor University	No-Cost Extension Amendment	4/26/2023	0.00
071 SLDS ERC Upgrades 84.372A	29090	Workquest Temps	Temporary Personnel	4/25/2023	88,670.40
071 SLDS ERC Upgrades 84.372A	29091	Workquest Temps	Temporary Personnel	4/25/2023	48,040.59
083D Data Infrastructure	28936	Daman Consulting Incorporated	No-Cost Amendment	5/25/2023	0.00
131 Nursing Innovation	28729	Texas Southmost College	Nursing Innovation Grant Program	3/8/2023	408,695.66
131 Nursing Innovation	28727	Tarleton State University	Nursing Innovation Grant Program	3/8/2023	391,012.00
131 Nursing Innovation	28740	The University of Texas Health Science Center at Houston	Nursing Innovation Grant Program	3/1/2023	275,096.00
131 Nursing Innovation	28728	Texas Woman's University	Nursing Innovation Grant Program	3/10/2023	266,199.00
131 Nursing Innovation	28726	Texas A&M University-Commerce	Nursing Innovation Grant Program	3/1/2023	219,841.00
131 Nursing Innovation	28719	Kilgore College	Nursing Innovation Grant Program	4/25/2023	55,200.00
136 SSI CCA	29124	Temple University (Service)	No-Cost Amendment	5/5/2023	0.00
136 SSI CCA	28578	Alamo Community College District (Northeast Lakeview College)	Student Success Acceleration Program Implementation Grant	3/21/2023	180,000.00
136 SSI CCA	28015	Institute for Higher Education Policy	Technical Support Assistance for Equity Focused Action Planning	3/15/2023	749,000.00
138 GEERII Admin/Staffing	29428	Optimum Consultancy Service LLC	Temporary Personnel Amendment	6/2/2023	4,129.94
139 Apply Texas	29350	Deloitte Consulting LLP	Web Application Development Amendment	5/19/2023	295,000.00
140 GEER II Advise TX	28637	National College Advising Corps	Develop and Launch New Hybrid Advising Model	5/5/2023	350,000.00
141 GEER II Apply TX	29395	Deloitte Consulting LLP	ApplyTexas Amendment	5/16/2023	315,000.00
141 GEER II Apply TX	29022	OnData, Inc.	Professional Services for Data De-Identification	3/15/2023	30,000.00
143 Transfer Grants	29059	University of Texas Rio Grande Valley (Service)	Student Aid Award Amendment	5/3/2023	75,185.00
143 Transfer Grants	29058	The University of Texas at Arlington (Service)	Student Aid Award Amendment	5/3/2023	45,000.00
143 Transfer Grants	29057	University of North Texas (Service)	Student Aid Award Amendment	5/15/2023	40,000.00
143 Transfer Grants	29061	The University of Texas at El Paso (Service)	Student Aid Award Amendment	5/17/2023	25,200.00
143 Transfer Grants	29056	University of Houston- Downtown (Service)	Student Aid Award Amendment	5/3/2023	20,000.00
143 Transfer Grants	29060	The University of Texas at San Antonio (Service)	Student Aid Award Amendment	5/16/2023	16,392.00
143 Transfer Grants	29038	Workquest Temps	Temporary Personnel Amendment	3/30/2023	129,618.83

Contracts Executed by the Agency in Accordance with Board Rule 1.16

Division Unit	Contract #	Performing Agent	Description	Active Date	Total \$
143 Transfer Grants	29132	Workquest Temps	Temporary Personnel Amendment	4/26/2023	47,207.93
145 GEER II DMI Edu & Wkfr	29129	Workquest Temps	Temporary Personnel Amendment	5/4/2023	48,830.40
145 GEER II DMI Edu & Wkfr	29009	Workquest Temps	Temporary Personnel Amendment	3/17/2023	581.88
145 GEER II DMI Edu & Wkfr	28952	Workquest Temps	Temporary Personnel Amendment	3/6/2023	406.92
147 My TX Future	28989	Deloitte Consulting LLP	Develop My Texas Future	4/3/2023	3,094,372.00
147 My TX Future	28736	Strada Collaborative Inc d/b/a Roadtrip Nation	No-Cost Amendment	3/1/2023	0.00
156 GEERII Shared Services	28947	Quottly Inc	Course Sharing Platform and Related Services	4/27/2023	525,000.00
156 GEERII Shared Services	29080	Amarillo College (Service)	Development of Course Sharing Processes and Protocols	5/18/2023	50,000.00
156 GEERII Shared Services	29084	Grayson College Service	Development of Course Sharing Processes and Protocols	5/24/2023	50,000.00
156 GEERII Shared Services	29096	Kilgore College (Service)	Development of Course Sharing Processes and Protocols	5/22/2023	50,000.00
156 GEERII Shared Services	29097	Lamar State College Orange Service	Development of Course Sharing Processes and Protocols	5/22/2023	50,000.00
156 GEERII Shared Services	29099	North Central Texas Community College District Service	Development of Course Sharing Processes and Protocols	5/18/2023	50,000.00
156 GEERII Shared Services	29100	San Jacinto College District Service	Development of Course Sharing Processes and Protocols	6/5/2023	50,000.00
156 GEERII Shared Services	29130	Temple College Service	Development of Course Sharing Processes and Protocols	6/2/2023	50,000.00
156 GEERII Shared Services	29039	Cvent Inc	Virtual Conference Platform	4/6/2023	61,833.00
159 GEERII Data Modernization/Cybersecurity	29107	Microsoft Corporation	Security Consulting Services Amendment	5/12/2023	749,860.00
159 GEERII Data Modernization/Cybersecurity	28987	Loblolly Consulting LLC	Temporary Personnel Amendment	3/2/2023	136,364.80
160 GEERII Community College Fin Implementation	29371	Workquest Temps	Temporary Personnel	5/11/2023	46,117.60
201 Academic Health and Affairs	28845	University of St Thomas	Professional Nursing Shortage Reduction Program Grant	3/8/2023	983,183.75
201 Academic Health and Affairs	28835	Del Mar College	Professional Nursing Shortage Reduction Program Grant	3/23/2023	797,044.28
201 Academic Health and Affairs	28857	Collin County Community College District	Professional Nursing Shortage Reduction Program Grant	3/20/2023	734,936.93
201 Academic Health and Affairs	28850	The University of Texas at Tyler	Professional Nursing Shortage Reduction Program Grant	3/8/2023	626,362.49
201 Academic Health and Affairs	28859	Austin Community College	Professional Nursing Shortage Reduction Program Grant	3/24/2023	600,371.01
201 Academic Health and Affairs	28830	University of Texas Rio Grande Valley	Professional Nursing Shortage Reduction Program Grant	3/23/2023	554,484.83
201 Academic Health and Affairs	28828	Texas Woman's University	Professional Nursing Shortage Reduction Program Grant	3/8/2023	456,936.57
201 Academic Health and Affairs	28823	Texas Lutheran University	Professional Nursing Shortage Reduction Program Grant	3/7/2023	446,668.33
201 Academic Health and Affairs	28848	Dallas College	Professional Nursing Shortage Reduction Program Grant	3/7/2023	424,400.20
201 Academic Health and Affairs	28811	Tarrant County College District	Professional Nursing Shortage Reduction Program Grant	3/27/2023	393,346.53
201 Academic Health and Affairs	28832	Covenant Health System	Professional Nursing Shortage Reduction Program Grant	3/20/2023	338,851.84
201 Academic Health and Affairs	28822	San Antonio College	Professional Nursing Shortage Reduction Program Grant	3/10/2023	279,483.06
201 Academic Health and Affairs	28827	The University of Texas at El Paso	Professional Nursing Shortage Reduction Program Grant	3/23/2023	274,675.35
201 Academic Health and Affairs	28814	Howard College	Professional Nursing Shortage Reduction Program Grant	3/9/2023	227,726.94
201 Academic Health and Affairs	28849	Alvin Community College	Professional Nursing Shortage Reduction Program Grant	3/7/2023	196,673.26
201 Academic Health and Affairs	28861	Cisco College	Professional Nursing Shortage Reduction Program Grant	3/20/2023	196,673.26
201 Academic Health and Affairs	28816	Trinity Valley Community College	Professional Nursing Shortage Reduction Program Grant	3/20/2023	175,970.81
201 Academic Health and Affairs	28824	Texas Tech University Health Sciences Center	Professional Nursing Shortage Reduction Program Grant	3/20/2023	156,590.62
201 Academic Health and Affairs	28851	Texas A&M University System Health Science Center	Professional Nursing Shortage Reduction Program Grant	3/10/2023	146,322.39
201 Academic Health and Affairs	28815	Weatherford College	Professional Nursing Shortage Reduction Program Grant	3/9/2023	144,917.14
201 Academic Health and Affairs	28831	Paris Junior College	Professional Nursing Shortage Reduction Program Grant	3/23/2023	144,917.14
201 Academic Health and Affairs	28843	University of the Incarnate Word	Professional Nursing Shortage Reduction Program Grant	3/20/2023	128,352.97
201 Academic Health and Affairs	28809	Texas Southmost College	Professional Nursing Shortage Reduction Program Grant	3/8/2023	113,863.47
201 Academic Health and Affairs	28817	University of Houston -Victoria	Professional Nursing Shortage Reduction Program Grant	3/20/2023	107,816.49
201 Academic Health and Affairs	28854	Texas State Technical College-Harlingen	Professional Nursing Shortage Reduction Program Grant	3/20/2023	107,816.49
201 Academic Health and Affairs	28847	Tarleton State University	Professional Nursing Shortage Reduction Program Grant	3/8/2023	89,847.08
201 Academic Health and Affairs	28846	Midland College	Professional Nursing Shortage Reduction Program Grant	3/20/2023	82,809.80
201 Academic Health and Affairs	28818	Midwestern State University	Professional Nursing Shortage Reduction Program Grant	3/7/2023	82,145.90
201 Academic Health and Affairs	28836	Panola College	Professional Nursing Shortage Reduction Program Grant	3/7/2023	72,458.57
201 Academic Health and Affairs	28853	Temple College	Professional Nursing Shortage Reduction Program Grant	3/8/2023	72,458.57
201 Academic Health and Affairs	28856	Blinn College	Professional Nursing Shortage Reduction Program Grant	3/8/2023	72,458.57
201 Academic Health and Affairs	28829	The University of Texas at Permian Basin	Professional Nursing Shortage Reduction Program Grant	3/8/2023	66,743.54
201 Academic Health and Affairs	28826	Amarillo College	Professional Nursing Shortage Reduction Program Grant	3/21/2023	62,107.35
201 Academic Health and Affairs	28858	Concordia University	Professional Nursing Shortage Reduction Program Grant	3/20/2023	61,609.43
201 Academic Health and Affairs	28833	Sam Houston State University	Professional Nursing Shortage Reduction Program Grant	3/7/2023	46,207.07
201 Academic Health and Affairs	28860	Texas A&M University-Texarkana	Professional Nursing Shortage Reduction Program Grant	3/21/2023	35,938.83
201 Academic Health and Affairs	28855	Texas A&M University-Commerce	Professional Nursing Shortage Reduction Program Grant	3/8/2023	30,804.71
201 Academic Health and Affairs	28813	Angelo State University	Professional Nursing Shortage Reduction Program Grant	3/7/2023	23,103.53
201 Academic Health and Affairs	28812	Hardin-Simmons University	Professional Nursing Shortage Reduction Program Grant	3/8/2023	20,536.48
201 Academic Health and Affairs	28834	Wayland Baptist University	Professional Nursing Shortage Reduction Program Grant	3/8/2023	12,835.30
201 Academic Health and Affairs	28825	Northeast Texas Community College	Professional Nursing Shortage Reduction Program Grant	3/7/2023	10,351.22
201 Academic Health and Affairs	28852	Lamar State College-Port Arthur	Professional Nursing Shortage Reduction Program Grant	3/8/2023	5,134.12
201 Academic Health and Affairs	28622	Baylor College of Medicine	Texas Child Mental Health Care Consortium Amendment	5/4/2023	5,378,012.00
201 Compliance Monitoring	29109	State Auditors Office	State's Single Audit	4/25/2023	90,000.00
201 Data Management and Research	29035	DataCamp Inc	DataCamp Subscription	3/31/2023	15,000.00



Division Unit	Contract #	Performing Agent	Description	Active Date	Total \$
201 Finance	29016	State Higher Education Executive Officers	State Higher Education Executive Officers Association Dues	3/20/2023	23,367.00
201 Information Solutions and Services	28915	Audimation Services Inc	Caseware IDEA Licenses and Training	3/30/2023	11,380.00
201 Information Solutions and Services	28935	Shi Government Solutions Inc	Deep Discovery Inspector Renewal	3/10/2023	55,579.20
201 Information Solutions and Services	29036	Carahsoft Technology Corp	GovDelivery Renewal	4/12/2023	34,113.95
201 Information Solutions and Services	29086	CDW Government Inc	HP ProBook Notebooks and HP Care Pack Hardware Support	5/2/2023	197,526.00
201 Information Solutions and Services	28991	KTX System LLC DBA Axserion USA	Support Service Amendment	3/24/2023	12,346.80
201 Workforce Education	28758	Workquest Temps	Temporary Personnel Amendment	3/10/2023	81,738.72
201 Workforce Education	28979	Optomi LLC	TXWORKS Internship Program Grant	4/27/2023	136,000.00
201 Workforce Education	29093	Arisma Group LLC dba Cendien	TXWORKS Internship Program Grant	5/17/2023	96,000.00
201 Workforce Education	29361	Cobalt Digital Marketing	TXWORKS Internship Program Grant	5/25/2023	57,600.00
201 Workforce Education	29340	BookSpring	TXWORKS Internship Program Grant	5/25/2023	43,520.00
201 Workforce Education	29309	Nagarro Inc	TXWORKS Internship Program Grant	6/5/2023	43,200.00
201 Workforce Education	29094	City of Pflugerville	TXWORKS Internship Program Grant	4/26/2023	23,040.00
201 Workforce Education	28984	Economic Mobility Systems Inc	TXWORKS Internship Program Grant	4/3/2023	5,800.00
201 Workforce Education	29355	Optomi LLC	TXWORKS Internship Program Grant Amendment	5/23/2023	0.00
317 Perkins-AQ&W Admin	28751	Alamo Colleges District	Perkins Basic Reallocation Amendment	5/11/2023	563,257.00
317 Perkins-AQ&W Admin	28794	South Texas College	Perkins Basic Reallocation Amendment	5/15/2023	553,053.00
317 Perkins-AQ&W Admin	28800	Texas State Technical College System	Perkins Basic Reallocation Amendment	5/15/2023	545,215.00
317 Perkins-AQ&W Admin	28767	Dallas College	Perkins Basic Reallocation Amendment	5/16/2023	351,612.00
317 Perkins-AQ&W Admin	28802	Tyler Junior College	Perkins Basic Reallocation Amendment	5/15/2023	345,359.00
317 Perkins-AQ&W Admin	28782	Lone Star College System	Perkins Basic Reallocation Amendment	5/17/2023	329,237.00
317 Perkins-AQ&W Admin	28792	San Jacinto College District	Perkins Basic Reallocation Amendment	5/15/2023	323,648.00
317 Perkins-AQ&W Admin	28755	Austin Community College	Perkins Basic Reallocation Amendment	5/11/2023	292,743.00
317 Perkins-AQ&W Admin	28753	Amarillo College	Perkins Basic Reallocation Amendment	5/11/2023	289,994.00
317 Perkins-AQ&W Admin	28766	Collin County Community College District	Perkins Basic Reallocation Amendment	5/15/2023	284,123.00
317 Perkins-AQ&W Admin	28796	Tarrant County College District	Perkins Basic Reallocation Amendment	5/15/2023	255,630.00
317 Perkins-AQ&W Admin	28769	El Paso County Community College District	Perkins Basic Reallocation Amendment	5/15/2023	213,156.00
317 Perkins-AQ&W Admin	28781	Lee College	Perkins Basic Reallocation Amendment	5/15/2023	194,249.00
317 Perkins-AQ&W Admin	28793	South Plains College	Perkins Basic Reallocation Amendment	5/15/2023	177,982.00
317 Perkins-AQ&W Admin	28761	Central Texas College	Perkins Basic Reallocation Amendment	5/11/2023	171,064.00
317 Perkins-AQ&W Admin	28777	Lamar Institute of Technology	Perkins Basic Reallocation Amendment	5/15/2023	163,772.00
317 Perkins-AQ&W Admin	28783	McLennan Community College	Perkins Basic Reallocation Amendment	5/15/2023	158,492.00
317 Perkins-AQ&W Admin	28768	Del Mar College	Perkins Basic Reallocation Amendment	6/5/2023	147,514.00
317 Perkins-AQ&W Admin	28772	Grayson College	Perkins Basic Reallocation Amendment	5/15/2023	143,900.00
317 Perkins-AQ&W Admin	28759	Blinn College	Perkins Basic Reallocation Amendment	5/22/2023	133,987.00
317 Perkins-AQ&W Admin	28776	Kilgore College	Perkins Basic Reallocation Amendment	5/15/2023	122,627.00
317 Perkins-AQ&W Admin	28788	Odessa College	Perkins Basic Reallocation Amendment	5/22/2023	119,049.00
317 Perkins-AQ&W Admin	28764	Coastal Bend College	Perkins Basic Reallocation Amendment	5/22/2023	115,280.00
317 Perkins-AQ&W Admin	28785	Navarro College	Perkins Basic Reallocation Amendment	5/15/2023	102,181.00
317 Perkins-AQ&W Admin	28798	Texarkana College	Perkins Basic Reallocation Amendment	5/31/2023	96,556.00
317 Perkins-AQ&W Admin	28779	Lamar State College-Port Arthur	Perkins Basic Reallocation Amendment	5/15/2023	96,046.00
317 Perkins-AQ&W Admin	28754	Angelina College	Perkins Basic Reallocation Amendment	5/11/2023	88,436.00
317 Perkins-AQ&W Admin	28801	Trinity Valley Community College	Perkins Basic Reallocation Amendment	5/15/2023	81,563.00
317 Perkins-AQ&W Admin	28789	Panola College	Perkins Basic Reallocation Amendment	5/15/2023	80,707.00
317 Perkins-AQ&W Admin	28790	Paris Junior College	Perkins Basic Reallocation Amendment	5/15/2023	76,511.00
317 Perkins-AQ&W Admin	28786	North Central Texas Community College District	Perkins Basic Reallocation Amendment	5/15/2023	75,282.00
317 Perkins-AQ&W Admin	28795	Southwest Texas Junior College	Perkins Basic Reallocation Amendment	5/15/2023	74,098.00
317 Perkins-AQ&W Admin	28778	Lamar State College-Orange	Perkins Basic Reallocation Amendment	5/15/2023	69,656.00
317 Perkins-AQ&W Admin	28805	Weatherford College	Perkins Basic Reallocation Amendment	5/15/2023	68,345.00
317 Perkins-AQ&W Admin	28799	Texas Southmost College	Perkins Basic Reallocation Amendment	5/15/2023	65,687.00
317 Perkins-AQ&W Admin	28803	Vernon College	Perkins Basic Reallocation Amendment	5/15/2023	61,791.00
317 Perkins-AQ&W Admin	28787	Northeast Texas Community College	Perkins Basic Reallocation Amendment	5/22/2023	56,930.00
317 Perkins-AQ&W Admin	28807	Wharton County Junior College	Perkins Basic Reallocation Amendment	5/15/2023	49,666.00
317 Perkins-AQ&W Admin	28804	Victoria College	Perkins Basic Reallocation Amendment	5/15/2023	49,302.00
317 Perkins-AQ&W Admin	28771	Galveston College	Perkins Basic Reallocation Amendment	5/15/2023	48,665.00
317 Perkins-AQ&W Admin	28765	College of the Mainland	Perkins Basic Reallocation Amendment	5/11/2023	45,351.00
317 Perkins-AQ&W Admin	28784	Midland College	Perkins Basic Reallocation Amendment	5/15/2023	43,958.00
317 Perkins-AQ&W Admin	28775	Howard College	Perkins Basic Reallocation Amendment	5/15/2023	43,813.00
317 Perkins-AQ&W Admin	28797	Temple College	Perkins Basic Reallocation Amendment	5/15/2023	43,358.00
317 Perkins-AQ&W Admin	28762	Cisco College	Perkins Basic Reallocation Amendment	5/31/2023	42,993.00
317 Perkins-AQ&W Admin	28752	Alvin Community College	Perkins Basic Reallocation Amendment	5/11/2023	37,368.00
317 Perkins-AQ&W Admin	28770	Frank Phillips College	Perkins Basic Reallocation Amendment	6/5/2023	36,103.00
317 Perkins-AQ&W Admin	28760	Brazosport College	Perkins Basic Reallocation Amendment	5/24/2023	35,884.00

Contracts Executed by the Agency in Accordance with Board Rule 1.16

Division Unit	Contract #	Performing Agent	Description	Active Date	Total \$
317 Perkins-AQ&W Admin	28773	Hill College	Perkins Basic Reallocation Amendment	5/15/2023	34,773.00
317 Perkins-AQ&W Admin	28791	Ranger College	Perkins Basic Reallocation Amendment	5/15/2023	26,654.00
317 Perkins-AQ&W Admin	28763	Clarendon College	Perkins Basic Reallocation Amendment	5/11/2023	24,979.00
317 Perkins-AQ&W Admin	28806	Western Texas College	Perkins Basic Reallocation Amendment	5/15/2023	9,522.00
317 Perkins-AQ&W Admin	29122	Workquest Temps	Temporary Personnel	4/20/2023	27,321.84
510 SFAP - Student Loan Admin	29102	GlobalScope Communications Corporation	Cloud Based Call Center Services Amendment	4/26/2023	12,000.00
510 SFAP - Student Loan Admin	29064	Satori Marketing LLC	Marketing Support	4/17/2023	50,000.00
C0001 Conf Fd-General	29153	Compass Group USA dba/AT&T Executive and Conference Center	2023 THECB Leadership Conference	4/28/2023	59,400.00
					<b>\$ 40,764,031.68</b>

Memorandum of Understanding (\$0 Contract Amount)

137 My TX Future	28862	South Plains College	Participation Agreement	5/31/2023	0.00
137 My TX Future	28926	Angelo State University	Participation Agreement	3/14/2023	0.00
137 My TX Future	28928	Texas Woman's University	Participation Agreement	3/7/2023	0.00
137 My TX Future	28930	Lamar State College Orange	Participation Agreement	3/7/2023	0.00
137 My TX Future	28931	University of Houston -Victoria	Participation Agreement	4/17/2023	0.00
137 My TX Future	28938	Tarleton State University	Participation Agreement	3/7/2023	0.00
137 My TX Future	28943	McLennan Community College	Participation Agreement	3/7/2023	0.00
137 My TX Future	28944	The University of Texas at Tyler	Participation Agreement	3/7/2023	0.00
137 My TX Future	28945	College of the Mainland	Participation Agreement	3/14/2023	0.00
137 My TX Future	28946	West Texas A&M University	Participation Agreement	3/7/2023	0.00
137 My TX Future	28948	Amarillo College	Participation Agreement	3/7/2023	0.00
137 My TX Future	28949	Midwestern State University	Participation Agreement	4/10/2023	0.00
137 My TX Future	28993	Frank Phillips College	Participation Agreement	4/10/2023	0.00
137 My TX Future	28994	Del Mar College	Participation Agreement	4/10/2023	0.00
137 My TX Future	28998	Blinn College	Participation Agreement	4/10/2023	0.00
137 My TX Future	29003	Wharton County Junior College	Participation Agreement	4/10/2023	0.00
137 My TX Future	29120	University of the Incarnate Word	Participation Agreement	5/19/2023	0.00
137 My TX Future	29123	Texas Lutheran University	Participation Agreement	5/19/2023	0.00



**Contracts Executed by the Agency Over \$1 Million**

**March 1, 2023 – June 6, 2023**

Contracts Executed by the Agency Over \$1 Million

Division Unit	Contract #	Performing Agent	Description	Active Date	Total \$
0387 Bonds	29118	United States Treasury	Bond Series 2013A	5/17/2023	6,000,000.00
147 My TX Future	28989	Deloitte Consulting LLP	Develop My Texas Future	4/3/2023	3,094,372.00
201 Academic Health and Affairs	28622	Baylor College of Medicine	Texas Child Mental Health Care Consortium Amendment	5/4/2023	5,378,012.00
					<b>\$ 14,472,384.00</b>

## AGENDA ITEM XI-C

### Consideration and possible action to adopt the agency's operating budget for Fiscal Years 2024 and 2025

RECOMMENDATION: Approval

#### Background Information:

The General Appropriations Act is approved after each legislative session. This act funds both years of the upcoming biennium. The agency develops an operating budget before the start of each biennium and submits the budget for Board approval. The budget that is being presented today is aligned with the Conference Committee version of the General Appropriations Act for the 2024-25 biennium as approved by the 88th Texas Legislature.

Anthony Infantini, Chief Financial Officer and Assistant Commissioner for Finance, will present this item and be available to answer questions.

## AGENDA ITEM XI-D

### Consideration and possible action to approve the Texas Department of Information Resources Interagency Contract budget for Data Center Services

RECOMMENDATION: Approval

#### Background Information:

Agencies are required to enter interagency contracts with the Department of Information Resources (DIR) each biennium to pay for costs related to the state's Data Center Services program.

Payments to DIR under the Data Center Services budget are governed by capital budget rider appropriations. The appropriations subject to this interagency contract are a combination of the base budget request as well as additional amounts appropriated from the exceptional item requests.

Based on the capital budget authority and the amounts appropriated to the Texas Higher Education Coordinating Board for the 2024-2025 biennium in both House Bill 1 and Senate Bill 30, an amount of \$18.5 million is requested to be approved.

Anthony Infantini, Chief Financial Officer and Assistant Commissioner for Finance, will present this item and be available to answer questions.

## AGENDA ITEM XI-E

### Consideration and possible action to adopt the Annual Internal Audit Plan for Fiscal Year 2024

RECOMMENDATION: Approval

#### Background Information:

For your consideration and approval, in accordance with the Texas Internal Auditing Act, the Internal Audit team has developed the Annual Internal Audit Plan for Fiscal Year 2024 using risk assessment techniques as required. The Annual Internal Audit Plan for Fiscal Year 2024 presents the individual audits to be performed in the upcoming fiscal year.

Specific risk factors were considered as they apply to the agency's significant operational activities. These risk factors included:

- financial significance;
- reputational significance and visibility;
- complexity, inherent risk, and the potential for abuse;
- prior audit and compliance monitoring results as an indicator of control effectiveness;
- audit recency – internal audit, compliance monitoring (as applicable), KPMG, SAO, and/or federal auditors; and
- changes in mission or key management.

A risk-ranked listing of significant operational activities became the basis for the audits proposed for consideration herein.

The Annual Internal Audit Plan for Fiscal Year 2024 is attached. Paul Maeyaert, Interim Assistant Commissioner, Internal Audit and Compliance, will present this item to the committee and is available to answer any questions.

# TEXAS HIGHER EDUCATION COORDINATING BOARD

## INTERNAL AUDIT & COMPLIANCE MONITORING

### Annual Internal Audit Plan for Fiscal Year (FY) 2024

The Texas Internal Auditing Act requires state agency internal auditors to conduct a program of auditing that includes an annual audit plan, is prepared using risk assessment techniques, and identifies the individual audits to be conducted during the year. The following proposed plan meets the requirements of the Texas Internal Auditing Act.

Specific risk factors were considered as they apply to the agency's significant operational activities. These risk factors included:

- financial significance;
- reputational significance and visibility;
- complexity, inherent risk, and the potential for abuse;
- prior audit and compliance monitoring results as an indicator of control effectiveness;
- audit recency – internal audit, compliance monitoring (as applicable), KPMG, SAO, and/or Federal auditors; and
- changes in mission or key management.

A risk-ranked listing of significant operational activities became the basis for the audits proposed for consideration herein.

Required and Risk-Based Audits	Prior Year Hours	Estimated FY24 Hours	%
1. Follow-Up of Prior Audits: <i>Assess the implementation status of previously reported recommendations by Internal Audit, including the CRAFT application, DMI, GEER, and the status of recommendations made by other external auditors, as necessary.</i>	160	160	5%
2. Carry Forward of Remaining 2023 Projects: <i>Carry forward of remaining work for FY 2023 projects.</i>	160	160	5%



Required and Risk-Based Audits, Continued	Prior Year Hours	Estimated FY24 Hours	%
3. Internal Audit Performance Measures and Quality Assurance: <i>Monitor performance measures for Internal Audit and perform ongoing quality assurance measures.</i>	200	200	6%
4. Self-Assessment of Work Quality, Internal Audit: <i>Perform a self-assessment of Internal Audit work quality, in accordance with the requirements of professional auditing standards.</i>	160	160	5%
5. Investigations: <i>Texas Government Code, Chapter 321.022, Coordination of Investigations, requires the coordination of investigations between the agency and the Texas State Auditor's Office. If the administrative head of an agency that is subject to audit by the state auditor has reasonable cause to believe that money received from the state by the agency or by a client/department of the agency may have been lost, misappropriated, or misused, or that other fraudulent or unlawful conduct has occurred in relation to the operation of the agency, the administrative head shall report the reason and basis for the belief to the state auditor. The state auditor may investigate the report or may monitor any investigation conducted by the agency.</i>	300	300	9%
6. Provide Assistance - External Audit of Agency Financial Statements: <i>Internal Audit provides 80 hours of audit support to reduce external audit fees and to increase the level of knowledge of external auditors' assessment of the agency's financial statements and associated risks.</i>	80	80	3%
7. Grant Funds Administration - Review and Advisory Services: <i>Review and advise management on the state of governance, risk, and controls within and around grant funds administration including a review of implementation of new or revised grants.</i>	450	450	14%

<b>Required and Risk-Based Audits, Continued</b>	<b>Prior Year Hours</b>	<b>Estimated FY24 Hours</b>	<b>%</b>
8. Information Security - Review and Advisory Services: <i>Review and advise management on the state of governance, risk, and controls within and around information security for selected initiatives, programs, or applications. Areas of significant change include the Data Modernization Initiative, the student loan system, and implementation of the CAPPS financial module.</i>	650	650	21%
9. Audit of Contract Management Administration: <i>Audit of agency contract administration process for compliance with laws, regulations, policies, and procedures. (Prior Year Hours were from Review of purchasing cards project)</i>	490	500	16%
10. Audit of Grant Research funding: <i>Audit of TRIP program with a focus on review of supporting documentation at two or more institutions. (Prior Year Hours were from Review of Building a Talent Strong Texas project)</i>	460	500	16%
<b>Total Hours - Required and Risk-Based Audits</b>	<b>3110</b>	<b>3160</b>	<b>100%</b>

## AGENDA ITEM XI-F

### Consideration and possible action to adopt the Annual State Compliance Monitoring Plan for Fiscal Year 2024

RECOMMENDATION: Approval

#### Background Information:

For your consideration and approval, in accordance with Texas Education Code (TEC) Section 61.035, Compliance Monitoring, the Compliance Monitoring team has developed the Annual State Compliance Monitoring Plan for Fiscal Year 2024. This risk-based plan presents the individual engagements to be performed.

Specific risk factors from TEC, Title 3, Subtitle B, Chapter 61, Section 61.035, Compliance Monitoring, were considered as they apply to the state compliance monitoring activities at institutions. These risk factors include:

- the amount of student financial assistance or grant funds allocated to the institution by the Board;
- whether the institution is required to obtain and submit an independent audit;
- the institution's system of internal controls;
- the length of time since the institution's last desk review or site visit;
- past misuse of funds or misreported data by the institution; and
- regarding data verification, whether the data reported to the Board by the institution is used for determining funding.

A risk-ranked listing of significant state compliance activities at institutions became the basis for the reviews proposed for consideration herein.

The Fiscal Year 2024 state compliance plan is attached. Paul Maeyaert, Interim Assistant Commissioner, Internal Audit and Compliance, will present this item and is available to answer questions.

# TEXAS HIGHER EDUCATION COORDINATING BOARD

## INTERNAL AUDIT & COMPLIANCE MONITORING

### Annual State Compliance Monitoring Plan for Fiscal Year 2024

Specific risk factors from Texas Education Code, Title 3, Subtitle B, Chapter 61, Section 61.035, Compliance Monitoring, were used to develop the risk-based Annual State Compliance Monitoring Plan for Fiscal Year (FY) 2024. These risk factors included:

- the amount of student financial assistance or grant funds allocated to the institution by the Board;
- whether the institution is required to obtain and submit an independent audit;
- the institution's system of internal controls;
- the length of time since the institution's last desk review or site visit;
- past misuse of funds or misreported data by the institution; and
- regarding data verification, whether the data reported to the Board by the institution is used for determining funding.

A risk-ranked listing of these factors became the basis for the projects proposed for consideration herein.

Projects	FY 23 Hours	FY 24 Hours	%
<b>1. Formula Funding at Institutions of Higher Education</b>	<b>1725</b>	<b>1325</b>	<b>20%</b>
Perform reviews of contact hours and other factors at public community/junior colleges and formula funding reviews at other public institutions of higher education. Formula funding for institutions of higher education totals approximately \$4.9 billion annually.			
<b>a. Public Universities</b> – three institutions based on risk assessment	750	550	
<u>Onsite Reviews</u>			
University of North Texas			
<u>Desk Reviews</u>			
The University of Texas Permian Basin			
University of Houston – Victoria			

<b>Projects, continued</b>	<b>FY23 Hours</b>	<b>FY24 Hours</b>	<b>%</b>
<b>1. Formula Funding, continued</b>			
<b>b. Public Community Colleges</b> – three institutions based on risk assessment	775	575	
<u>Onsite Reviews</u>			
Ranger College			
Collin County Community College			
<u>Desk Reviews</u>			
San Jacinto College			
<b>c. Public Health Related Institution</b> – one institution based on risk assessment	200	200	
<u>Onsite Reviews</u>			
The University of Texas Health Science Center at Houston			
<b>2. Financial Assistance Compliance at Institutions of Higher Education</b>	<b>2900</b>	<b>2300</b>	<b>35%</b>
Perform compliance reviews of student financial assistance or grant programs at public community/junior colleges or other public/private institutions of higher education. Financial assistance disbursed to colleges and universities in Texas totals approximately \$1 billion annually.			
<b>a. Public Universities</b> – three institutions based on risk assessment	400	575	
<u>Onsite Reviews</u>			
Stephen F. Austin University			
Midwestern State University			
<u>Desk Reviews</u>			
West Texas A&M University			
<b>b. Public Community/Junior Colleges</b> – four institutions based on risk assessment	575	775	
<u>Onsite Reviews</u>			
Dallas College			
Grayson County College			
Odessa College			
<u>Desk Reviews</u>			
Midland College			

<b>Projects, continued</b>	<b>FY23 Hours</b>	<b>FY24 Hours</b>	<b>%</b>
<b>2. Financial Assistance, continued</b>			
<b>c. Private Junior College</b> – one institution based on risk assessment <u>Onsite Reviews</u> Jacksonville College	0	200	
<b>d. Private Universities</b> – three institutions based on risk assessment <u>Onsite Reviews</u> Texas Lutheran University McMurry University <u>Desk Reviews</u> University of Dallas	1750	575	
<b>e. Public State College</b> – one institution based on risk assessment <u>Desk Reviews</u> Lamar State College – Orange	175	175	
<b>3. Completion of FY 23 Risk Based Reviews</b>	<b>500</b>	<b>750</b>	<b>12%</b>
a. Formula Funding at Institution of Higher Education - one institution			
b. Financial Assistance Compliance at Institutions of Higher Education - three institutions			
<b>4. Follow-Up Reviews</b>	<b>400</b>	<b>500</b>	<b>8%</b>
a. Formula Funding at Institutions of Higher Education – four institutions			
b. Financial Assistance Compliance at Institution of Higher Education - one institution			
<b>5. Sexual Misconduct State Reporting at Institutions of Higher     Education</b>	<b>1600</b>	<b>1600</b>	<b>25%</b>
<b>GRAND TOTAL ALL PROJECTS</b>	<b>7125</b>	<b>6475</b>	<b>100%</b>