

QUARTERLY BOARD MEETING

A G E N D A

**1200 East Anderson Lane, Room 1.170
Austin, Texas**

Live broadcast available at: highered.texas.gov

9:00 A.M., Thursday, July 28, 2022

Chair: Fred Farias III, O.D.

Vice Chair: Donna N. Williams

Secretary: S. Javaid Anwar

*Members: Richard L. Clemmer; Robert P. Gauntt; Emma W. Schwartz; R. Sam Torn; Welcome
Wilson, Jr.; Daniel O. Wong*

Student Representative: Georgia A. Blackwell (Ex-Officio)

*SCHEDULE OF QUARTERLY
COORDINATING BOARD MEETINGS*

October 27, 2022

To be confirmed:

January 26, 2023

April 27, 2023

July 27, 2023

October 26, 2023

TEXAS HIGHER EDUCATION COORDINATING BOARD**PREFERRED MAILING ADDRESS LIST**EMAIL: boardmember@highered.texas.gov

BOARD MEMBER	ADDRESS/PHONE/EMAIL	TERM ENDS
Fred Farias III, O.D. <i>Chair</i> MCALLEN	c/o Texas Higher Education Coordinating Board P. O. Box 12788, Austin, TX 78711 Phone: (512) 427-6101	08/31/25
Donna N. Williams <i>Vice-Chair</i> ARLINGTON	c/o Texas Higher Education Coordinating Board P. O. Box 12788, Austin, TX 78711 Phone: (512) 427-6101	08/31/23
S. Javaid Anwar <i>Secretary of the Board</i> MIDLAND	c/o Texas Higher Education Coordinating Board P. O. Box 12788, Austin, TX 78711 Phone: (512) 427-6101	08/31/21*
Richard L. Clemmer AUSTIN	c/o Texas Higher Education Coordinating Board P. O. Box 12788, Austin, TX 78711 Phone: (512) 427-6101	08/31/23
Robert P. Gauntt AUSTIN	c/o Texas Higher Education Coordinating Board P. O. Box 12788, Austin, TX 78711 Phone: (512) 427-6101	08/31/27
Emma W. Schwartz EL PASO	c/o Texas Higher Education Coordinating Board P. O. Box 12788, Austin, TX 78711 Phone: (512) 427-6101	08/31/25
R. Sam Torn HOUSTON	/o Texas Higher Education Coordinating Board P. O. Box 12788, Austin, TX 78711 Phone: (512) 427-6101	08/31/25
Welcome W. Wilson, Jr. HOUSTON	c/o Texas Higher Education Coordinating Board P. O. Box 12788, Austin, TX 78711 Phone: (512) 427-6101	08/31/23
Daniel O. Wong, Ph.D. HOUSTON	c/o Texas Higher Education Coordinating Board P. O. Box 12788, Austin, TX 78711 Phone: (512) 427-6101	08/31/27
Georgia A. Smith <i>Student Representative</i> Venus	c/o Texas Higher Education Coordinating Board P. O. Box 12788, Austin, TX 78711 Phone: (512) 427-6101	05/31/23

Dated 06/13/2022

*Members continue serving on the Board until the governor appoints their replacement

Standing Committee Membership
Effective June 13, 2022

Committee on Academic and Workforce Success

Donna N. Williams, Chair
R. Sam Torn, Vice Chair
Richard L. Clemmer
Fred Farias III
Emma W. Schwartz
Daniel O. Wong
Georgia A. Blackwell (Student Representative), Ex-Officio

Committee on Innovation, Data, and Educational Analytics

S. Javaid Anwar, Chair
Welcome W. Wilson, Jr., Vice Chair
Richard L. Clemmer
Fred Farias III
Robert P. Gauntt
R. Sam Torn
Daniel O. Wong
Georgia A. Blackwell (Student Representative), Ex-Officio

Agency Operations Committee

Emma W. Schwartz, Chair
Welcome W. Wilson, Jr., Vice Chair
S. Javaid Anwar
Fred Farias III
Robert P. Gauntt
Donna N. Williams
Georgia A. Blackwell (Student Representative), Ex-Officio

REGULAR QUARTERLY MEETING

A G E N D A

Public Testimony: The chair shall designate whether public testimony will be taken at the beginning of the meeting, at the time the related item is taken up by the board of the Texas Higher Education Coordinating Board (Board) after staff has presented the item, or any other time as determined by the chair. For procedures on testifying, please go to higher.ed.texas.gov/public-testimony.

- I. Opening remarks
- II. Introduction of new student representative to the board
- III. Commissioner's remarks
- IV. Public testimony
- V. Consideration and possible action to approve minutes from April 28, 2022, Quarterly Board Meeting
- VI. Consideration and possible action to approve the consent calendar
- VII. **Major Policy Discussion:** Tri-Agency Workforce Initiative, linking education and workforce to build a talent strong Texas
- VIII. **Matters relating to the full Board**
 - A. Consideration and possible action to approve a resolution of congratulations for Dr. Juliet García
 - B. Discussion and possible action to approve the quarterly committee and board meeting dates
 - C. Update on *Building a Talent Strong Texas*
 - D. Update on Texas Transfer Initiatives
 - E. Update on program review and approval rule revisions
 - F. Consideration and possible action to acknowledge gifts and donations to the Board
 - G. Consideration and possible action to approve a letter to the Legislative Budget Board and governor's office requesting to exceed the agency's Capital Budget Authority for Data Center Services

- H. Consideration and possible action to increase the total of the interagency contract with the Department of Information Resources for Data Center Services for an amount greater than \$5 million for technology services to support implementation of the Data Modernization Initiative and other federally-funded IT project implementation
- I. Consideration and possible action to adopt the recommendation to contract with a vendor for \$8 million to provide software for supporting and servicing the agency's student loan programs
- J. Consideration and possible action to adopt the recommendation relating to the agency's Legislative Appropriation Request for Fiscal Years 2024 and 2025

IX. Matters relating to the Committee on Innovation, Data, and Educational Analytics

A. Committee chair's overview

B. Consideration and possible action to approve the "60x30TX Progress Report"

C. Consideration and possible action to approve amending the staff augmentation and technology service contracts pursuant to Rule 1.16 and Government Code, Chapter 2155, with Daman Consulting Incorporated to increase funding, including exceeding \$5 million, and extending the contracts from September 30, 2022, to September 30, 2023, for:

- (1) contractors working directly on the Data Modernization Initiative project; and
- (2) backfill positions for the data modernization staff augmentation project

D. Consideration and possible action to approve amending the service contract pursuant to Government Code, Chapter 2155, with MDRC by extending the contract from June 30, 2022, to April 30, 2023, and adding additional funds to extend and enhance MDRC's ongoing randomized-controlled trial evaluation of the Texas Transfer Grants Pilot Program

E. Consideration and possible action to approve entering into Governor's Emergency Education Relief (GEER) funded inter-agency contracts totaling no more than \$30 million with various general academic teaching institutions to support the Toward Excellence, Access, and Success (TEXAS) Grant program

F. Consideration and possible action to approve the appointment of members to the Financial Aid Advisory Committee

X. Lunch

XI. Matters relating to the Committee on Academic and Workforce Success

A. Committee chair's overview

- B. Report on institutional requests related to new degree and certificate programs acted on by the commissioner or assistant commissioners since the last Board meeting
- C. Report to the Board on school closures and/or teach-outs pursuant to Board Rule 7.7(6)
- D. Consideration and possible action to adopt the recommendation relating to the January 2022 Annual Compliance Reports for institutions under a Certificate of Authorization (names beginning with “A” through “O”)
- E. Consideration and possible action to adopt the Certification Advisory Council’s recommendation related to a request from Saola, Inc., for its first Certificate of Authority to grant degrees in Texas
- F. Consideration and possible action to adopt the Family Practice Residency Advisory Committee’s recommendation relating to the distribution of funds trusted to the Coordinating Board to support Family Practice Residency Programs for Fiscal Year 2023
- G. Report on activities of the Family Practice Residency Advisory Committee, including the report on trusted funds distributed in Fiscal Year 2022
- H. Report on activities of the Learning Technology Advisory Committee
- I. Consideration and possible action to adopt the report on the effectiveness of the Open Educational Resources Grant Program (General Appropriations Act, SB 1, 87th Texas Legislature, Regular Session, Rider 49)
- J. Consideration and possible action to adopt the report on the Fiscal Year 2022 annual review of the Autism Grant Program
- K. Consideration and possible action to adopt the report relating to the feasibility of establishing a religious studies program at Texas Southern University implementing Texas Education Code § 61.06695
- L. Report on Total Research Expenditures
- M. Consideration and possible action to appoint a student representative to the Apply Texas Advisory Committee
- N. Consideration and possible action to appoint members to the following advisory committees:
 - (1) Learning Technology Advisory Committee
 - (2) Workforce Education Course Manual Advisory Committee
 - (3) Certification Advisory Council

- (4) Apply Texas Advisory Committee
- (5) Academic Course Guide Manual Committee
- (6) Texas Transfer Advisory Committee

O. Consideration and possible action to approve the following requests for new degree programs:

ANGELO STATE UNIVERSITY

- (1) Doctor of Social Work (DSW) in Social Work

STEPHEN F. AUSTIN STATE UNIVERSITY

- (2) Doctor of Social Work (DSW) in Social Work

TEXAS A&M UNIVERSITY

- (3) Bachelor of Science (BS) in Data Engineering

TEXAS A&M UNIVERSITY-CORPUS CHRISTI

- (4) Master of Science (MS) in Engineering

THE UNIVERSITY OF TEXAS AT ARLINGTON

- (5) Bachelor of Science (BS) in Resources and Energy Engineering

THE UNIVERSITY OF TEXAS AT EL PASO

- (6) Bachelor of Science (BS) in Computer Engineering

THE UNIVERSITY OF TEXAS RIO GRANDE VALLEY

- (7) Master of Science (MS) in Biomedical Engineering

THE UNIVERSITY OF TEXAS AT SAN ANTONIO

- (8) Master of Science (MS) in Aerospace Engineering

THE UNIVERSITY OF TEXAS AT TYLER

- (9) Bachelor of Science (BS) in Computer Engineering

P. Proposed rules:

Consideration and possible action to adopt new Board Rules Chapter 21, Subchapter D, Sections 21.50 through 21.55, concerning the Texas First Early High School Completion Program, and Chapter 22, Subchapter T, Sections 22.550 – 22.556 of Board rules, concerning the Texas First Scholarship Program

XII. Matters relating to the Agency Operations Committee

A. Committee chair's overview

B. Report on grants and contracts

C. Consideration and possible action to adopt the Annual Internal Audit Plan for Fiscal Year 2023

D. Consideration and possible action to adopt the Annual State Compliance Monitoring Plan for Fiscal Year 2023

XIII. Adjournment

Executive Session: The Board may convene in Executive Session at any point in this meeting, concerning any item listed in the agenda as authorized by the Open Meetings Act, Texas Government Code, including the following:

- Section 551.071, Consultation with Attorney, and 551.129, if such attorney consultation is via conference call
- Section 551.073, Deliberation regarding Prospective Gift
- Section 551.074, Personnel Matters
- Section 551.0821, Confidential Student Information

All final votes, actions, or decisions will be taken in open meeting.

Weapons Prohibited: Pursuant to Texas Penal Code , Section 46.03(a)(14), a person commits an offense if the person intentionally, knowingly, or recklessly possesses or goes with a firearm, location-restricted knife, club, or prohibited weapon listed in Texas Penal Code, Section 46.05 in the room or rooms where a meeting of a governmental entity is held, if the meeting is an open meeting subject to Texas Government Code, Chapter 551, and if the entity provided notice as required by that chapter.

AGENDA ITEM I

Opening remarks

RECOMMENDATION: No action required

Dr. Fred Farias will provide the opening remarks.

AGENDA ITEM II

Introduction of new student representative to the board

RECOMMENDATION: No action required

Background Information:

The chair will introduce the newly appointed student board member.

Georgia Blackwell of Venus, Texas, was appointed to the board of the Texas Higher Education Coordinating Board by Governor Greg Abbott in June 2022. She will serve as the board's student representative through May 31, 2023.

Blackwell is a current second-year dental student in the inaugural class of the Woody L. Hunt School of Dental Medicine at Texas Tech University Health Science Center-El Paso. She graduated from Oklahoma State University in 2021 with a Bachelor of Science in agriculture, majoring in biochemistry and molecular biology with a minor in business.

Blackwell grew up on a small cattle ranch, which instilled in her the value of hard work, determination, and helping others. She believes that dentistry can change lives and is excited to one day make a positive impact in a rural Texas community.

Blackwell has received multiple accolades throughout her educational career, including the Ferguson College of Agriculture Dean's Award of Excellence, the Alpha Omicron Pi Collegiate Woman of Leadership Award, and the OSU Honors College Degree. She was awarded the National Junior Angus Association Gold Award for her dedication to the betterment and advancement of the Angus cattle breed.

Currently, Blackwell serves as the TTUHSC-EP Student Government Association President, Academy of General Dentistry Treasurer, and American Student Dental Association Fundraising Chair. She is also a member of the Dental Outreach Committee, Texas Angus Association, and the El Paso Zoo Society.

Blackwell currently lives in El Paso, Texas, and enjoys playing sports, watching movies, and going to the El Paso Zoo in her free time. She plans to marry her best friend and fiancé, Tanyon Hejny, in December 2022.

AGENDA ITEM III

Commissioner's remarks

RECOMMENDATION: No action required

Background Information:

The Board will invite Dr. Harrison Keller, Commissioner of Higher Education, to comment on some of the important agenda items.

AGENDA ITEM IV

Public testimony

RECOMMENDATION: No action required

Background Information:

The presiding chair shall designate whether public testimony will be taken at the beginning of the meeting, at the time the related item is taken up by the Board after staff has presented the item, or any other time as determined by the presiding chair.

AGENDA ITEM V

Consideration and possible action to approve minutes from April 28, 2022, Quarterly Board Meeting

RECOMMENDATION: Approval

TEXAS HIGHER EDUCATION COORDINATING BOARD

DRAFT M I N U T E S

April 28, 2022

Regular Quarterly Meeting

The Texas Higher Education Coordinating Board convened at 9:03 a.m. on April 28, 2022, with the following members present: Fred Farias, presiding; Donna Williams; Javaid Anwar; Emma Schwartz; Sam Torn; Welcome Wilson; Daniel Wong; and Matthew Smith.

Richard Clemmer attended via Zoom. Robert Gauntt arrived at 10:45 a.m.

Members absent: None

AGENDA ITEM	ACTION
I. Call to order: opening remarks	Dr. Farias called the meeting of the Coordinating Board to order and called roll. A quorum was met for this board meeting.
II. Discussion and possible action to appoint secretary of the Board	On a motion by Ms. Williams, seconded by Ms. Schwartz, the Board appointed Mr. Anwar as secretary of the Board. The vote was unanimous.
III. Commissioner's remarks	No action required. Commissioner Keller provided remarks on some of the agenda items.
IV. Public testimony	No action required.
V. Approval of minutes January 27, 2022, Quarterly Board Meeting	On a motion by Mr. Anwar, seconded by Mr. Torn, the Board approved the minutes for the January Quarterly Board Meeting. The vote was unanimous.
VI. Approval of the consent calendar	On a motion by Ms. Williams, seconded by Mr. Anwar, the Board approved the non-rule consent calendar as amended. The vote was unanimous. Items approved on the consent calendar were: 9-B; 9-C; 9-D; 11-B; 11-E; 11-G; 11-H; 12-B; and 12-L.

AGENDA ITEM	ACTION
	<p>On a motion by Ms. Williams, seconded by Dr. Wong, the Board approved the rule consent calendar. The vote was unanimous.</p> <p>Items approved on the rule consent calendar were 9-F (1) and 11-M (1-4).</p>
<p>VII. Major Policy Discussion Initiatives to support direct-to-college enrollment of high-achieving high school graduates</p>	<p>No action required. Lori Fey, Deputy Commissioner for Data Analytics and Innovation; Jerel Booker, Assistant Commissioner for College Readiness and Success; Suzanne Morales-Vale, Senior Director for College Readiness and Success; and Matt Parson, Assistant Commissioner for Workforce Innovation presented this item and were available for questions.</p>
VIII. Matters relating to the full Board	
<p>A. Update on <i>Building a Talent Strong Texas</i></p>	<p>No action required. Melissa Henderson, Associate Commissioner for Strategic Partnerships, presented this item and was available for questions.</p>
<p>B. Consideration and possible action to accept gifts and donations to the Board</p>	<p>On a motion Ms. Schwartz, seconded by Ms. Williams, the Board approved the acceptance of gifts and donations to the Board. The vote was unanimous.</p> <p>Ms. Nichole Bunker-Henderson, General Counsel, presented this item and was available for questions.</p>
<p>C. Update on Texas Transfer Initiatives</p>	<p>No action required. Mr. Ray Martinez, Deputy Commissioner for Academic Affairs and Workforce Education, and Ms. Elizabeth Mayer, Assistant Commissioner for Academic and Health Affairs, presented this item and were available for questions.</p>
<p>D. Consideration and possible action to delegate to the commissioner authority to approve the award of all funds allocated under SB 8, 87th Texas Legislature, Third Called Session</p>	<p>On a motion Mr. Clemmer, seconded by Ms. Schwartz, the Board voted to delegate to the Commissioner of Higher Education authority to approve the award of all funds allocated</p>

AGENDA ITEM	ACTION
	<p>under SB 8, 87th Texas Legislature, Third Called Session. The vote was unanimous.</p> <p>Ken Martin, Chief Operating Officer and Chief Financial Officer, presented this item and was available for questions.</p>
<p>E. Consideration and possible action to approve an interagency contract with the Texas State University System totaling no more than \$3 million for improvement to Commercial Driver's License programs and to increase enrollment in the programs.</p>	<p>On a motion Ms. Williams, seconded by Dr. Wong, the Board approved an interagency contract with the Texas State University System totaling no more than \$3 million for improvement to Commercial Driver's License programs and to increase enrollment in the programs. The vote was unanimous.</p> <p>Mr. Matt Parson, Assistant Commissioner for Workforce Innovation, presented this item and was available for questions.</p>
<p>F. Consideration and possible action to approve entering into a GEER-funded service contract totaling \$2.5 million with Rice University to support the implementation of the Open Education Resources Nursing Essentials Project</p>	<p>On a motion Mr. Wilson, seconded by Mr. Anwar, the Board approved entering into a GEER-funded service contract totaling \$2.5 million with Rice University to support the implementation of the Open Education Resources Nursing Essentials Project. The vote was unanimous.</p> <p>Dr. Michelle Singh, Assistant Commissioner for Digital Learning, presented this item and was available for questions.</p> <p>At the request of Mr. Torn, the meeting adjourned at 10:45 a.m. and reconvened at 10:55 a.m.</p>
<p>IX. Matters Relating to the Committee on Innovation, Data, and Educational Analytics</p>	
<p>A. Committee chair's overview</p>	<p>No action required.</p>
<p>B. Consideration and possible action to approve the formula advisory committees' recommendation relating to funding formulas for use by the governor and the Legislative Budget Board in making appropriations</p>	<p>This item was approved on the consent calendar.</p>

AGENDA ITEM	ACTION
recommendations to the appropriate legislative committees	
C. Consideration and possible action to adopt the commissioner's recommendation relating to the annual report about the financial condition of the state's community college districts (SB 1, 87th Texas Legislature, Regular Session, Rider 12, III-226)	This item was approved on the consent calendar.
D. Consideration and possible action to appoint a student representative to the Financial Aid Advisory Committee	This item was approved on the consent calendar.
E. Consideration and possible action to approve amending the staff augmentation and technology service contracts pursuant to Government Code, Chapter 2155, with Daman Consulting Inc. from June 30, 2022, to September 30, 2022, for: (1) contractors working directly on the Data Modernization Initiative Project; (2) backfill positions for the Data Modernization Staff Augmentation Project	On a motion by Ms. Williams, seconded by Ms. Schwartz, the Board approved amending the staff augmentation and technology service contracts pursuant to Government Code, Chapter 2155, with Daman Consulting Inc. from June 30, 2022, to September 30, 2022, for: (1) contractors working directly on the Data Modernization Initiative Project; and (2) backfill positions for the Data Modernization Staff Augmentation Project. The vote was unanimous. Lori Fey, Deputy Commissioner for Data Analytics and Innovation, was available for questions.
F. Proposed Rules (1) Consideration and possible action to adopt proposed amendments to Chapter 22, Subchapter A, Sections 22.3, 22.6, and 22.11 of Board rules, concerning the Student Financial Aid Programs General Provisions	This item was approved on the consent calendar. A copy of the Board rules as adopted may be found in the agenda materials.
X. Lunch	The Board did not break for lunch.

AGENDA ITEM	ACTION
XI. Matters relating to the Committee on Academic and Workforce Success	
A. Committee chair's overview	No action required.
B. Consideration and possible action to adopt the report to the Board on school closures and/or teach-outs pursuant to Board Rule 7.7(6)	This item was approved on the consent calendar.
C. Consideration and possible action to adopt the report to the Legislature regarding Texas Education Code, Chapter 51, Subchapters E-2 and E-3	<p>On a motion by Dr. Farias, seconded by Mr. Clemmer, the Board adopted the report to the Legislature regarding Texas Education Code, Chapter 51, Subchapters E-2 and E-3. The vote was unanimous.</p> <p>Dr. Tina Jackson, Assistant Commissioner for Workforce Education, presented this item and was available for questions.</p>
D. Consideration and possible action to adopt the "Report on the Fiscal Year 2022 Annual Review of Low-Producing Programs"	<p>On a motion by Mr. Anwar, seconded by Mr. Torn, the Board adopted the "Report on the Fiscal Year 2022 Annual Review of Low-Producing Programs." The vote was unanimous.</p> <p>Elizabeth Mayer, Assistant Commissioner for Academic and Health Affairs, presented this item and was available for questions.</p>
E. Consideration and possible action to appoint student representatives to the: (1) Learning Technology Advisory Committee (2) Texas Transfer Advisory Committee	These items were approved on the consent calendar.
F. Consideration and possible action to approve the request pursuant to Government Code 2155 to amend the current contract with the College Board for delivery of a pre-assessment activity supporting the Texas Success initiative	<p>On a motion by Ms. Schwartz, seconded by Mr. Torn, the Board approved the request pursuant to Government Code 2155 to amend the current contract with the College Board for delivery of a pre-assessment activity supporting the Texas Success initiative. The vote was unanimous.</p>

AGENDA ITEM	ACTION
	<p>Jerel Booker, Assistant Commissioner for College Readiness and Success, presented this item and was available for questions.</p>
<p>G. Consideration and possible action to approve the request to extend the current interagency contract with The University of Texas at Austin for maintenance of the ApplyTexas System</p>	<p>This item was approved on the consent calendar.</p>
<p>H. Consideration and possible action to appoint members to the Advisory Council on Postsecondary Education for Persons with Intellectual and Developmental Disabilities.</p>	<p>This item was approved on the consent calendar.</p>
<p>I. Consideration and possible action to approve the solicitation of a contract for the ApplyTexas System.</p>	<p>On a motion by Mr. Wilson, seconded by Mr. Anwar, the Board approved the solicitation of a contract for the ApplyTexas System. The vote was unanimous.</p> <p>Jerel Booker, Assistant Commissioner for College Readiness and Success, presented this item and was available for questions.</p>
<p>J. Update on program approval rule revisions</p>	<p>No action required. Mr. Ray Martinez, Deputy Commissioner for Academic Affairs and Workforce Education, and Ms. Elizabeth Mayer, Assistant Commissioner for Academic and Health Affairs, presented this item and were available for questions.</p>
<p>K. Consideration and possible action of approving the following requests for new degree programs:</p> <p>THE UNIVERSITY OF TEXAS AT EL PASO (1) Doctor of Occupational Therapy (OTD)</p> <p>THE UNIVERSITY OF TEXAS AT TYLER (2) Master of Science (MS) in Cyber Security and Data Analytics</p>	<p>On a motion by Ms. Schwartz, seconded by Mr. Anwar, the Board approved the new degree program. The vote was unanimous.</p> <p>Elizabeth Mayer, Assistant Commissioner for Academic and Health Affairs, presented this item and was available for questions.</p> <p>On a motion by Dr. Farias, seconded by Mr. Wilson, the Board approved the new degree program. The vote was unanimous.</p> <p>Elizabeth Mayer, Assistant Commissioner</p>

AGENDA ITEM	ACTION
<p>STEPHEN F. AUSTIN STATE UNIVERSITY (3) Bachelor of Science (BS) in Electrical Engineering</p> <p>STEPHEN F. AUSTIN STATE UNIVERSITY (4) Bachelor of Science (BS) in Mechanical Engineering</p> <p>UNIVERSITY OF NORTH TEXAS (5) Doctor of Business (DBA) in Business Administration</p> <p>TEXAS TECH UNIVERSITY (6) Doctor of Philosophy (PhD) in One Health Sciences</p>	<p>for Academic and Health Affairs, presented this item and was available for questions.</p> <p>On a motion by Dr. Wong, seconded by Dr. Farias, the Board approved the new degree program. The vote was unanimous. Elizabeth Mayer, Assistant Commissioner for Academic and Health Affairs, presented this item and was available for questions.</p> <p>On a motion by Mr. Torn, seconded by Dr. Farias, the Board approved the new degree program. The vote was unanimous. Elizabeth Mayer, Assistant Commissioner for Academic and Health Affairs, presented this item and was available for questions.</p> <p>On a motion by Mr. Anwar, seconded by Ms. Schwartz, the Board approved the new degree program. The vote was unanimous. Elizabeth Mayer, Assistant Commissioner for Academic and Health Affairs, presented this item and was available for questions.</p> <p>On a motion by Mr. Clemmer, seconded by Mr. Anwar, the Board approved the new degree program. The vote was unanimous. Elizabeth Mayer, Assistant Commissioner for Academic and Health Affairs, presented this item and was available for questions.</p>
<p>L. Report on institutional requests related to new degree and certificate programs acted on by the commissioner or assistant commissioners since the last Board meeting</p>	<p>This item was approved on the consent calendar.</p>
<p>M. Proposed rules: (1) Consideration and possible action to adopt proposed amendments to Board Rules 6.107</p>	<p>This item was approved on the consent calendar. A copy of the Board rules as adopted may be found in the agenda materials.</p>

AGENDA ITEM	ACTION
<p>and 6.110, concerning planning grants for graduate medical education</p> <p>(2)) Consideration and possible action to adopt proposed amendments to Board Rules 6.122 and 6.125, concerning unfilled position grants for graduate medical education</p> <p>(3) Consideration and possible action to adopt proposed amendments to Texas Administrative Code, Board Rules 6.137 and 6.140, concerning grants for new and expanded programs for graduate medical education</p> <p>(4) Consideration and possible action to adopt proposed repeal of Board Rules 6.175 through 6.184, concerning resident physician expansion grant program</p> <p>(5) Consideration and possible action to adopt the proposed amendments to Board Rules 13.303, concerning total research expenditures</p>	<p>This item was approved on the consent calendar. A copy of the Board rules as adopted may be found in the agenda materials.</p> <p>This item was approved on the consent calendar. A copy of the Board rules as adopted may be found in the agenda materials.</p> <p>This item was approved on the consent calendar. A copy of the Board rules as adopted may be found in the agenda materials.</p> <p>On a motion by Dr. Wong, seconded by Mr. Gauntt, the Board adopted the proposed amendments to Board Rules 13.303, concerning total research expenditures. The vote was unanimous.</p> <p>Elizabeth Mayer, Assistant Commissioner for Academic and Health Affairs, presented this item and was available for questions. A copy of the Board rules as adopted may be found in the agenda materials.</p>
XII. Matters relating to the Agency Operations Committee	
A. Committee chair's overview	No action required.
B. Report on grants and contracts	This item was approved on the consent calendar.

AGENDA ITEM	ACTION
C. Consideration and possible action to approve entering a contract(s) up to \$1 million for procurement of office furniture and chairs	<p>On a motion by Mr. Clemmer, seconded by Ms. Williams, the Board approved entering a contract(s) up to \$1 million for procurement of office furniture and chairs. The vote was unanimous.</p> <p>Mr. Ken Martin, Chief Operating Officer and Chief Financial Officer, presented this item and was available for questions.</p>
D. Proposed Rules: (1) Consideration and possible action to adopt proposed repeal and replacement of Rule 1.16, concerning contracts, including grants, for materials and/or services	<p>On a motion by Dr. Farias, seconded by Mr. Anwar, the Board adopted the proposed repeal and replacement of Rule 1.16, concerning contracts, including grants, for materials and/or services. The vote was unanimous.</p> <p>Nichole Bunker-Henderson, General Counsel, presented this item and was available for questions.</p>
XIII. Adjournment	

With no further business, on a motion by Ms. Williams, seconded by Mr. Anwar, the meeting adjourned at approximately 12:03 p.m.

Respectfully Submitted,

S. Javaid Anwar
Secretary of the Board

AGENDA ITEM VI

Consideration and possible action to approve the consent calendar

RECOMMENDATION: Approval

Background Information:

To ensure that meetings are efficient, the Board has a calendar for items that are noncontroversial. Any item can be removed from the calendar by a Board member.

**TEXAS HIGHER EDUCATION COORDINATING BOARD
REGULAR QUARTERLY MEETING
DRAFT
CONSENT CALENDAR
July 2022**

VIII. Matters relating to the full Board

- F. Consideration and possible action to acknowledge gifts and donations to the Board

IX. Matters relating to the Committee on Innovation, Data, and Educational Analytics

- B. Consideration and possible action to approve the “60x30TX Progress Report”
- C. Consideration and possible action to approve amending the staff augmentation and technology service contracts pursuant to Rule 1.16 and Government Code, Chapter 2155, with Daman Consulting Incorporated to increase funding, including exceeding \$5 million, and extending the contracts from September 30, 2022, to September 30, 2023, for:
 - (1) contractors working directly on the Data Modernization Initiative project; and
 - (2) backfill positions for the data modernization staff augmentation project
- D. Consideration and possible action to approve amending the service contract pursuant to Government Code, Chapter 2155, with MDRC by extending the contract from June 30, 2022, to April 30, 2023, and adding additional funds to extend and enhance MDRC’s ongoing randomized-controlled trial evaluation of the Texas Transfer Grants Pilot Project
- E. Consideration and possible action to approve entering into Governor’s Emergency Education Relief (GEER) funded inter-agency contracts totaling no more than \$30 million with various general academic teaching institutions to support the Toward EXcellence, Access, and Success (TEXAS) Grant program
- F. Consideration and possible action to approve the appointment of members to the Financial Aid Advisory Committee

XI. Matters relating to the Committee on Academic and Workforce Success

- B. Report on institutional requests related to new degree and certificate programs acted on by the commissioner or assistant commissioners since the last Board meeting
- C. Report to the Board on school closures and/or teach-outs pursuant to Board Rule 7.7(6)
- D. Consideration and possible action to adopt the recommendation relating to the January 2022 Annual Compliance Reports for institutions under a Certificate of Authorization (names beginning with “A” through “O”)
- F. Consideration and possible action to adopt the Family Practice Residency Advisory Committee’s recommendation relating to the distribution of funds trustee to the Coordinating Board to support Family Practice Residency Programs for Fiscal Year 2023

- G. Report on activities of the Family Practice Residency Advisory Committee, including the report on trustee funds distributed in Fiscal Year 2022
- H. Report on activities of the Learning Technology Advisory Committee
- I. Consideration and possible action to adopt the report on the effectiveness of the Open Educational Resources Grant Program (General Appropriations Act, SB 1, 87th Texas Legislature, Regular Session, Rider 49)
- K. Consideration and possible action to adopt the report relating to the feasibility of establishing a religious studies program at Texas Southern University implementing Texas Education Code § 61.06695
- M. Consideration and possible action to appoint a student representative to the Apply Texas Advisory Committee
- N. Consideration and possible action to appoint members to the following advisory committees:
 - (1) Learning Technology Advisory Committee
 - (2) Workforce Education Course Manual Advisory Committee
 - (3) Certification Advisory Council
 - (4) Apply Texas Advisory Committee
 - (5) Academic Course Guide Manual Committee
 - (6) Texas Transfer Advisory Committee

XII. Matters relating to the Agency Operations Committee

- B. Report on grants and contracts

AGENDA ITEM VII

Major Policy Discussion: Tri-Agency Workforce Initiative, linking education and workforce to build a talent strong Texas

RECOMMENDATION: No action required

Background Information

Major Policy Discussions are topics of interest where staff, policy experts, and/or stakeholders provide Coordinating Board members with information on higher education policy matters or initiatives that have the potential to impact Texas statewide. The Major Policy Discussion for this meeting will focus on the Tri-Agency Workforce Initiative.

Governor Greg Abbott established the Tri-Agency Workforce Initiative in March 2016, when he tasked the commissioners of the Texas Education Agency (TEA), the Texas Higher Education Coordinating Board (THECB), and the Texas Workforce Commission (TWC) to work together on five initial charges centered on developing strong links between education and industry, with the goal of helping Texas grow in economic prosperity. In 2020, Governor Abbott issued new charges to the agencies that focused on alignment – the alignment of secondary and postsecondary education and training pathways, alignment of those pathways with state and regional workforce needs, and the alignment of interagency processes, operations, and infrastructure. These charges lead to the initiative's November 2020 report, "Linking Education and Workforce: Spurring Economic Growth Across Texas."

The commissioners will provide an overview of their progress to address these charges, as well as the implementation of House Bill 3767, 87th Legislature, Regular Session, which codified the governor's initiative. They will also discuss how the initiative has improved the alignment of work between the agencies.

Dr. Harrison Keller, Commissioner of Higher Education, Mike Morath, Commissioner of Public Education, and Bryan Daniel, Chairman of the Texas Workforce Commission, will provide this overview and be available for questions.

AGENDA ITEM VIII-A

Consideration and possible action to approve a resolution of congratulations for Dr. Juliet Garcia

RECOMMENDATION: Approval

Background Information:

The Board will consider a resolution of congratulations for Dr. Juliet Garcia.

AGENDA ITEM VIII-B

Discussion and possible action to approve the quarterly committee and board meeting
Dates

RECOMMENDATION: Approval

Background Information:

The Board will discuss the dates for the quarterly committee and board meetings, which are generally scheduled for the fourth week of every January, April, July, and October.

The proposed meeting dates for 2023 are:

Wednesday, January 25: Board Committee Meetings
Thursday, January 26: Quarterly Board Meeting

Wednesday, April 26: Board Committee Meetings
Thursday, April 27: Quarterly Board Meeting

Wednesday, July 26: Board Committee Meetings
Thursday, July 27: Quarterly Board Meeting

Wednesday, October 25: Board Committee Meetings
Thursday, October 26: Quarterly Board Meeting

AGENDA ITEM VIII-C

Update on *Building a Talent Strong Texas*

RECOMMENDATION: No action required

Background Information:

Staff will give an update on the *Building a Talent Strong Texas* plan.

Higher education institutions and, most importantly, their graduates will play critical roles in driving an equitable economic recovery for Texans, their communities, and the state. The Texas Higher Education Coordinating Board, in close partnership with institutions, other state agencies, and communities across the state, has launched a refreshed strategic plan to effectively meet the needs of the state's workforce, its economy, and individual Texans. This plan, *Building a Talent Strong Texas*, began to be rolled out in March and staff continue to work closely with partners to develop tools and resources to support institutions in understanding and meeting the new goals.

Melissa Henderson, Associate Commissioner for Strategic Partnerships, will provide this update and be available for questions.

AGENDA ITEM VIII-D

Update on Texas Transfer Initiatives

RECOMMENDATION: No action required

Background Information:

Substantially improving transfer, particularly for students attending community colleges who plan to transfer to a public four-year university, remains a priority for the Texas Higher Education Coordinating Board.

At the Texas Transfer Advisory Committee (TTAC) meeting held on November 10, 2021, the committee recommended that the revised Criminal Justice and Business Administration Fields of Study be forwarded to the Commissioner for approval. These revised Fields of Study were reviewed and approved by the Commissioner and are now in effect.

The subcommittees for sociology, political science, and social work met earlier this year and provided recommendations that were reviewed and approved by the TTAC at their meeting on April 13, 2022. These recommendations will go out for public comment in August and if no substantive issues are raised, agency staff will collect the directed electives from the universities for these disciplines.

The subcommittee for psychology met in May and developed recommendations that will be reviewed by the TTAC during their fall meeting. TTAC also established subcommittees that will meet in the fall to develop recommendations for revised Fields of Study for: Biology, Education, Nursing, Exercise Science.

In addition to the work for developing the revised Fields of Study by the subcommittees, agency staff is actively developing materials to share information on the Texas Transfer Framework. The Communications Division is developing a brand and promotional campaign for the transfer initiative which will be known as *Texas Direct*. Texas Direct will be used to promote the Texas Transfer Framework, the Direct Transfer Degree, and TTAC.

To distribute information widely on the framework, the Texas OnCourse team is developing modules that will be shared with counselors, advisors, and other educators across the state, which will be instrumental for more stakeholders including students and families being made aware of this transfer initiative to improve student success.

The work on transfer by the agency is significant and is being completed by a multitude of individuals across divisions. This effort would also not be possible without the partnership of faculty who participate on the subcommittees, which at this point has included over 200 individuals.

Ray Martinez, Deputy Commissioner for Academic Affairs and Workforce Education, and Elizabeth Mayer, Assistant Commissioner for Academic and Health Affairs, will be available for questions.

AGENDA ITEM VIII-E

Update on program review and approval rule revisions

RECOMMENDATION: No action required

Background Information:

The obligation and opportunity to approve new educational programs (certificates and degrees) is one of the most significant duties undertaken by the Coordinating Board. The boundaries and processes for program approval are currently governed by statute, rule, policies, and forms. The rules governing program approval are located in multiple chapters of the Texas Administrative Code (TAC).

The goals of the rule revision are to:

- Better align degree and certificate approval processes to the agency's refreshed Strategic Plan.
- Bringing the agency rules and procedures in line with statute.
- Minimizing institutions' regulatory burden and supporting innovation.
- Prioritizing the board meetings on the most meaningful program approval questions.
- Achieving the policy objective of having a comprehensive catalog of all credentials offered in the state; and
- Improving administrability of program review and approval with policies/process that are feasible, efficient, and flexible.

The THECB engaged a workgroup of ten representatives from public four- and two-year institutions, as well as the health-related institutions to get input on the proposed rules. Workgroup members met beginning in March to discuss the existing opportunities and challenges that currently exist in the program review and approval process.

After significant review of the existing statute, rules, and processes, the proposed rules were drafted and include stakeholder feedback. The proposed rules were posted for public comment in the Texas Register in mid-July and the agency is in the process of receiving comments, which will continue for 30 days from the date of posting. After the comment period ends, the agency will review the comments and amend the rules as appropriate based upon the feedback provided by the public.

Ray Martinez, Deputy Commissioner for Academic Affairs and Workforce Education, and Elizabeth Mayer, Assistant Commissioner for Academic and Health Affairs, will present this item and be available for questions.

AGENDA ITEM VIII-F

Consideration and possible action to acknowledge gifts and donations to the Board

RECOMMENDATION: Approval

Background Information:

The Board will consider the acceptance of gifts and donations to the Board.

Nichole Bunker-Henderson, General Counsel, will present this item and be available to answer questions.

Agenda Item VII-F

The following gifts and donations have been provided to the agency since the April 2022 Quarterly Board Meeting. This Board must vote to accept these gifts or donations.

Date Received	Gift or Donation	Funding Source	Donor	Estimated Value
04.07.22	WPA Intelligence	Educate Texas, Bill and Melinda Gates Foundation	Texas Higher Education Foundation	\$78,000.00
04.19.22	Jobs for the Future	Bill and Melinda Gates Foundation	Texas Higher Education Foundation	\$100,000.00
04.19.22	McCarthy Print, Inc.	Texas Higher Education Foundation	Texas Higher Education Foundation	\$3,141.00
05.11.22	Alvarez and Marsal Corporate	Bill and Melinda Gates Foundation	Texas Higher Education Foundation	\$1,096,848.00
05.18.22	Christopher Martinez	Texas Higher Education Foundation	Texas Higher Education Foundation	\$4,500.00
06.06.22	New West Communications	Bill and Melinda Gates Foundation	Texas Higher Education Foundation	\$30,000.00
06.08.22	TradeMark Media Corp. d/b/a Mighty Citizen	Bill and Melinda Gates Foundation	Texas Higher Education Foundation	\$20,000.00
07.05.22	Vidlet	Bill and Melinda Gates Foundation	Texas Higher Education Foundation	\$227,000.00
07.07.22	WPA Intelligence	Educate Texas, Bill and Melinda Gates Foundation	Texas Higher Education Foundation	\$56,000.00
07.08.22	TradeMark Media Corp. d/b/a Mighty Citizen	Bill and Melinda Gates Foundation	Texas Higher Education Foundation	\$52,145.00

AGENDA ITEM VIII-G

Consideration and possible action to approve a letter to the Legislative Budget Board and governor's office requesting to exceed the agency's Capital Budget Authority for Data Center Services

RECOMMENDATION: Approval

Background Information:

The agency utilizes the Data Center Services (DCS) from the Department of Information Resources (DIR) to provide annual support for the network and other IT-related services. The General Appropriations Act (GAA) lists distinct capital-related line-item appropriations within the agency's bill pattern. DIR services is one of these line-item capital appropriations.

The GAA allows for an increase in a capital appropriation line-item up to 25%. Exceeding this amount requires the Board to approve the submission of a letter to the Legislative Budget Board and governor's office requesting to exceed this amount.

The agency is requesting Board approval to send the request to exceed the 25% capital appropriation to fund various IT-related services that would support the Data Modernization Initiative and other initiatives that are supported with Governor's Emergency Education Relief (GEER) funds. The vendors are contracted directly with DIR, and the funds used to pay for these services are from Governor's Emergency Education Relief Fund awards.

Ken Martin, Associate Commissioner, Chief Operating Officer and Chief Financial Officer, will present this item and be available for questions.

AGENDA ITEM VIII-H

Consideration and possible action to increase the total of the interagency contract with the Department of Information Resources for Data Center Services for an amount greater than \$5 million for technology services to support implementation of the Data Modernization Initiative and other federally funded IT project implementation

RECOMMENDATION: Approval

Background Information:

The agency has received awards from the governor's office for a combined total of \$363 million of Governor's Emergency Education Relief (GEER) funding. These funds are supporting approximately 45 separate initiatives. Many of these initiatives require IT technical support that is beyond the capacity of the agency's ISS division.

The agency utilizes mandatory services from the Data Center Services (DCS) from the Department of Information Resources (DIR) to provide annual support for the network and other IT-related services. DIR also contracts directly with various vendors for IT-related services, and state agencies may use these services through the DIR's Shared Technology Services program.

The agency is requesting approval to increase its interagency contract with DIR for an amount greater than \$5 million to provide IT-related services for the Data Modernization and other GEER-funded initiatives using DIR's Shared Technology Services program.

Ken Martin, Associate Commissioner, Chief Operating Officer and Chief Financial Officer, will present this item and be available for questions.

AGENDA ITEM VIII-I

Consideration and possible action to adopt the recommendation to contract with a vendor for \$8 million to provide software for supporting and servicing the agency's student loan programs.

RECOMMENDATION: Approval

Background Information:

The Texas Higher Education Coordinating Board (THECB) is requesting approval to contract with a selected vendor for student loan software that would support current and future student loan programs. During its January 2021 quarterly meeting, the Board approved the issuance of a Request for Offers for new student loan software up to \$8 million.

The division established an evaluation committee to review all vendor proposals, and it selected a final vendor based on the most favorable functionality and pricing.

The THECB student loan programs require specialized loan software. There are very few vendors developing and supporting student loan servicing software.

- The software supports loan origination, servicing, and litigation functions for all student loan programs.
- The current contract expires at the end of June 2023.
- The estimated cost is \$8.0 million over an eight-year period. This cost includes implementation and ancillary costs.
- The largest loan programs using this software are: College Access Loan (CAL), B-On-Time (BOT), and the Texas Armed Services Scholarship Program (TASSP).
- The THECB issues approximately \$150 million of loans and related bonds annually.
- The THECB currently services over \$1.6 billion of student loans.
- The THECB sells tax-exempt private activity bonds to support the CAL program loan funding needs. The Texas Armed Services Scholarship Program is funded with general revenue.
- The THECB is required to maintain compliance with various state statutes, Securities Exchange Commission rules, and Internal Revenue Service regulations.
- The bonds are general obligation bonds that are backed by the state with a AAA credit rating based on April Moody's and Standard and Poor's ratings.

Student Loan History (all loans)

Fiscal Year	Outstanding Balance
2014	\$1.21 billion
2015	\$1.29 billion
2016	\$1.38 billion
2017	\$1.47 billion
2018	\$1.61 billion
2019	\$1.67 billion

Ken Martin, Associate Commissioner, Chief Operating Officer/CFO, will present this item to the Board and is available to answer any questions.

AGENDA ITEM VIII-J

Consideration and possible action to adopt the recommendation relating to the agency's Legislative Appropriation Request for Fiscal Years 2024 and 2025

RECOMMENDATION: Approval

Background Information:

State funding for the Texas Higher Education Coordinating Board is appropriated to the agency through the biennial General Appropriations Act (GAA). The GAA is approved by the Texas Legislature and signed by the governor. Before the start of a legislative session, each state agency is required to develop a Legislative Appropriations Request (LAR). The LAR provides information to the governor and Legislature about the agency's funding needs and priorities.

The LAR starts with base-level funding and the agency may request additional funding through the agency requests. The LAR base being presented today is aligned with the GAA of the 87th Legislature, and was approved by the Legislative Budget Board.

Key points:

- This LAR is for Fiscal Years 2024 and 2025 and delineates the method of funding and expense by strategy.
- This LAR includes additional funding requests, referred to as exceptional item requests.
- The Fiscal Year 2024-2025 LAR has been reviewed and approved by the agency's commissioner and chief financial officer.

Sarah Keyton, Associate Commissioner for Administration, and Ken Martin, Associate Commissioner, Chief Operating Officer, and Chief Financial Officer, will present this item and be available for questions.

AGENDAITEMIX-A

Committee chair's overview

Mr. S. Javaid Anwar, chair of the Committee on Innovation, Data, and Educational Analytics, will provide the Board an overview of the items on the agenda.

AGENDA ITEM IX-B

Consideration and possible action to approve the “60x30TX Progress Report”

RECOMMENDATION: Approval

Background Information:

Biennially, as required by Texas Education Code, Section 61.051 (a-3), the Texas Higher Education Coordinating Board (THECB) must prepare a report that assesses the state's progress in meeting the goals established in the state's long-range higher education strategic plan. To monitor progress toward the goals and keep a timely focus on areas that may need additional attention, the agency prepares the “60x30TX Progress Report” on an annual basis for presentation to the Board. The 2020 report was presented to the Legislature in November 2020.

This year's progress report represents a final update on the 60x30TX plan. The 60x30TX plan was recently refreshed by a jointly led effort of the THECB and the Texas Higher Education Foundation. The THECB adopted the new plan in January 2022, and it is now known as *Building a Talent Strong Texas*. Beginning in 2023, annual progress reports will be aligned with the metrics and targets associated with that plan.

The seventh progress report on 60x30TX includes progress to date on the goals and targets in the plan since the 2015 baseline year, with an emphasis on changes observed in the most recent year of data available (Fiscal Year 2021 for most plan metrics).

Ms. Lori Fey, Deputy Commissioner for Data Analytics and Innovation, will be available to answer questions.

AGENDA ITEM IX-C

Consideration and possible action to approve amending the staff augmentation and technology service contracts pursuant to Rule 1.16 and Government Code, Chapter 2155, with Daman Consulting Incorporated to increase funding, including exceeding \$5 million, and extending the contracts from September 30, 2022, to September 30, 2023, for:

- (1) contractors working directly on the Data Modernization Initiative project; and
- (2) backfill positions for the data modernization staff augmentation project

RECOMMENDATION: Approval

Total Project Cost: Up to \$6,700,000

Source of Funds: Federal funds allocated through the Governor's Emergency Education Relief (GEER) Fund

Background Information:

At the April 2022 board meeting, the board of the Texas Higher Education Coordinating Board (THECB) approved amending existing contracts for contract staff augmentation to support the Data Modernization Initiative (DMI) and to provide backfill support to the Information Systems and Services (ISS) team. Contracts with the selected vendor – Daman Consulting – have been extended to allow additional work to be completed and to align the contract end date with the expenditure deadline for the associated GEER funds.

Staff is requesting to amend these contracts to support work to be completed between October 1, 2022, and September 30, 2023, the expenditure deadline for the final allocation of GEER funds. This amendment supports completion of DMI deliverables that are essential to full functionality of the new infrastructure and provides backfill support to keep agency systems operational.

THECB staff recommend approving the extension of these agreements to secure the technology resources necessary to move forward with implementing projects related to the Data Modernization Initiative.

Ms. Lori Fey, Deputy Commissioner for Data Analytics and Innovation, will present this item and be available to answer questions.

AGENDA ITEM IX-D

Consideration and possible action to approve amending the service contract pursuant to Government Code, Chapter 2155, with MDRC by extending the contract from June 30, 2022, to April 30, 2023, and adding additional funds to extend and enhance MDRC's ongoing randomized-controlled trial evaluation of the Texas Transfer Grants Pilot Program

RECOMMENDATION: Approval

Total Project Cost: Up to \$930,000

Source of Funds: Federal funds allocated through the Governor's Emergency Education Relief (GEER) Fund

Background Information:

At the July 2021 board meeting, the board of the Texas Higher Education Coordinating Board (THECB) delegated authority to Commissioner Harrison Keller to approve contracts under \$1 million that are funded with federal GEER grants. In December 2021, Commissioner Keller approved entering into a contract with MDRC to assist with the implementation of the GEER-funded Texas Transfer Grants Pilot Program and the evaluation of the program through a randomized-controlled trial.

THECB staff recommend extending the existing contract from the current end date of April 30, 2023, to April 30, 2024, and amending the amount by \$375,000 to allow additional evaluation for a second round of transfer grants to be offered in the spring 2023 semester. This extension and amendment align with the October 2023 deadline for expenditure of the GEER funds allocated to this effort.

Dr. Charles Contéro-Puls, Assistant Commissioner for Student Financial Aid Programs, will be available to answer questions.

AGENDA ITEM IX-E

Consideration and possible action to approve entering into Governor's Emergency Education Relief (GEER)-funded interagency contracts totaling no more than \$30 million with various general academic teaching institutions to support the Toward EXcellence, Access, and Success (TEXAS) Grant program

RECOMMENDATION: Approval

Total Project Cost: Up to \$30,000,000

Source of Funds: Federal funds allocated through the GEER Funds

Background Information:

Texas Higher Education Coordinating Board staff seek approval to use up to \$30 million of GEER funding to enter into interagency contracts with various general academic teaching institutions to expand the reach of the Toward EXcellence, Access, and Success (TEXAS) Grant program.

Dr. Charles Contéro-Puls, Assistant Commissioner for Student Financial Aid Programs, will be available to answer questions.

AGENDA ITEM IX-F

Consideration and possible action to approve the appointment of members to the Financial Aid Advisory Committee

RECOMMENDATION: Approval

Background Information:

In accordance with Texas Education Code, Section 61.0776, and Texas Government Code, Section 2110.0012, the Financial Aid Advisory Committee (FAAC) was created to make recommendations regarding the development, implementation, and evaluation of state financial aid programs for college students. To strengthen student access to higher education, the committee also advises the board of the Texas Higher Education Coordinating Board (THECB) regarding strategies for communicating financial aid information to students, parents, secondary school counselors, and others.

The FAAC consists of individuals representing public and private institutions of higher education, public school counselors, and other stakeholders. All members of the advisory committee have student financial aid, admissions, or enrollment background experience. The FAAC meets quarterly, and most members serve for a term of three years.

The appointments are needed to replace outgoing members whose terms have expired and to expand representation within certain institutional sectors and geographic regions. THECB agency staff and the FAAC chair, vice chair, and past chair reviewed the nominations submitted by institutional chancellors and presidents and other stakeholders. A list of the candidates recommended for appointment to the FAAC appears on the following page.

DeChà Reid, Senior Director for Student Financial Aid Programs, will be available to answer questions.

Recommended new Financial Aid Advisory Committee members:

Reginald Brazzle
Director, Scholarships & Financial Aid
Lamar University
(Term ending 2025)

Scott Lapinski
Director of Financial Aid
The University of Texas Permian Basin
(Term ending 2025)

Lynda McKendree
Dean of Scholarships and Financial Aid
University of St. Thomas
(Term ending 2025)

Gaby Leon
Director of Financial Aid
Alvin Community College
(Term ending 2025)

Lisa Schoenbrun
Coordinator, College Readiness
El Paso ISD
(Term ending 2025)

Thomas Ratliff
Director of Student Financial Services
Abilene Christian University
(Term ending 2023, to serve the remainder of unexpired term due to Steven Peterson vacating his position on the committee.)

Joseph Sanchez
Director of Financial Aid
University of North Texas Health Science Center
(Term ending 2023, to serve the remainder of unexpired term due to Dede Gonzales vacating her position on the committee to serve as the TASFAA Representative.)

Dede Gonzales President-Elect TASFAA
(Nominated for a one-year term as the TASFAA representative.)

AGENDA ITEM X

Lunch

AGENDA ITEM XI-A

Committee Chair's overview

Ms. Donna Williams, Chair of the Committee on Academic and Workforce Success, will provide the Board an overview of the items on the agenda.

AGENDA ITEM XI-B

Report on institutional requests acted on by the Commissioner or Assistant Commissioner since the last Board meeting

RECOMMENDATION: No action required

Background Information:

The Board authorized the Commissioner or the Assistant Commissioner of Academic and Health Affairs to act on institutional requests. Coordinating Board rule, Chapter 5, Section 5.50 (j) directs the Commissioner to provide a list to Board members of all institutional requests acted on by the Commissioner and Assistant Commissioner.

Requests for new degree and certificate programs were reviewed by staff to ensure they met the standards established by Coordinating Board rules, Sections 5.50, 9.93 (c), and 7.4 before receiving approval from the Commissioner or the Assistant Commissioner of Academic and Health Affairs. The standards address the institution's mission, overall program quality, student demand and job market needs, duplication with existing programs at other institutions, funding, and institutional effectiveness.

Since the last report to the Board, the Assistant Commissioner approved 40 new degree and certificate programs; approved nine institutional requests to phase out programs; issued four Certificates of Authorization (new, renewed, revised, or cancelled); and received 11 planning notifications. Detailed information is provided in the tables on the following pages.

Elizabeth Mayer, Assistant Commissioner for Academic and Health Affairs, will present this item and be available to answer questions.

**REPORT ON INSTITUTIONAL REQUESTS RELATED TO DEGREE AND CERTIFICATE PROGRAMS ACTED ON
BY THE COMMISSIONER OR ASSISTANT COMMISSIONERS SINCE THE LAST BOARD MEETING**

March 1, 2022 – May 31, 2022

NEW DEGREE AND CERTIFICATE PROGRAMS

Institution	Degree	Program	Date Approved
Community & Technical Colleges			
Alamo Community Colleges - Northeast Lakeview College	AAS	Advanced Manufacturing Technology	3/17/2022
Austin Community College	BAT	Manufacturing Engineering Technology	3/25/2022
Coastal Bend College	Continuing Education Certificate	Industrial Mechanics	3/3/2022
Galveston College	Continuing Education Certificate	Light Duty Automotive Technology	4/19/2022
Galveston College	Continuing Education Certificate	Medical Assistant	4/19/2022
Houston Community College	BAS	Healthcare Mgmt.	5/26/2022
Lamar Institute of Technology	AAS & Level 1 Certificate	Analyzer Technology	3/25/2022
Lamar Institute of Technology	AAS & Level 1 Certificate	Logistics & Supply Chain Management	5/6/2022
Lamar State College - Orange	AAS & Level 1 Certificate	Cosmetology Operator	3/3/2022
Lamar State College - Orange	AAS & Level 1 Certificate	Court Reporting	3/3/2022
Lamar State College - Orange	AAS	Dental Assisting	3/25/2022
Lamar State College - Orange	AAS & Level 1 Certificate	Logistics & Global Supply Chain Management	4/19/2022
Lamar State College - Orange	AAS & Level 1 Certificate	Massage Therapy	3/3/2022

Lamar State College - Orange	AAS & Level 1 Certificate	Mechanical, Manufacturing, & Maintenance	3/3/2022
Lamar State College - Orange	AAS	Pharmacy Technology	3/17/2022
Lamar State College - Orange	AAS	Welding	3/17/2022
Lamar State College - Port Arthur	Level 1 Certificate	Pharmacy Technology	4/19/2022
Lee College	Level 1 Certificate	Cloud Computing	5/6/2022
Lee College	AAS	Cybersecurity	5/6/2022
Lee College	AAS & Level 1 Certificate	Songahm Instructor	5/6/2022
Lone Star College - North Harris	AAS & Level 1 Certificate	Barbering	3/3/2022
McLennan Community College	AA	AA Health Professions	3/17/2022
TSTC System	AAS	Plumbing & Pipefitting Technology - Journeyman	5/6/2022
Weatherford College	AAS	Cardiovascular Sonography	3/17/2022
Universities & Health-Related			
Lamar University	BBA	Management Accounting and Analytics	3/28/2022
Lamar University	BS	Sport and Recreational Management	4/18/2022
Tarleton State University	BS	Legal Studies	3/3/2022
Tarleton State University	BS	Biotechnology	3/17/2022
Tarleton State University	MS	Agricultural Economics	3/1/2022
Texas A&M University-Commerce	BAAS	Technology Mgmt.	4/20/2022
Texas Woman's University	BA	Multicultural Women's and Gender Studies	3/16/2022
The University of Texas at Austin	BS	Statistics and Data Science	3/14/2022
The University of Texas at San Antonio	BA	African American Studies	3/7/2022
The University of Texas at San Antonio	BS	Health, Aging, and Society	5/24/2022
The University of Texas Medical Branch	MS	Biostatistics	5/13/2022
The University of Texas Permian Basin	MS	Finance	3/15/2022

The University of Texas Permian Basin	MS	Athletic Training	3/24/2022
The University of Texas Southwestern Medical Center	MGC	Genetic Counseling	3/1/2022
University of Houston	BA	Mexican American and Latino/a Applied Studies	5/18/2022
University of Houston-Victoria	MS	Professional Education reinstated program	3/22/2022

PHASE-OUT OF PROGRAMS

Institution	Degree	Program	Phase out Date
Community & Technical Colleges			
None			
Universities & Health-Related			
Sam Houston State University	BA	Dance	9/1/2022
Texas A&M University	BS	Spatial Sciences	5/31/2025
Texas A&M University	BS	Forestry	5/31/2025
Texas A&M University	BS	Renewable Natural Resources	5/31/2025
Texas A&M University	BS	Ecological Restoration	5/31/2025
Texas A&M University	MAGR	Ecosystem Science and Management	8/31/2025
The University of Texas at Austin	MS	Textiles and Apparel Technology	5/11/2022
The University of Texas at San Antonio	BA	American Studies	8/31/2028
The University of Texas Health Science Center-Houston	MSN	Nursing Education	5/6/2022

PLANNING NOTIFICATIONS

Institution	Authority Level	Program	Date Notified
Universities, Health-Related, & Community & Technical Colleges			
Odessa College	Bachelor's	Early Childhood Education and Teaching	3/22/2022
Tarleton State University	Bachelor's	Engineering, General	3/7/2022
Texas Southern University	Doctoral	Computational Science	3/7/2022
Texas Southern University	Doctoral	Religion/Religious Studies	3/7/2022
The University of Texas at El Paso	Bachelor's	Computer Engineering, General	3/29/2022
The University of Texas at El Paso	Doctoral	Physics, General	4/7/2022
The University of Texas at San Antonio	Master's	Aerospace, Aeronautical and Astronautical/Space Engineering, General	4/1/2022
The University of Texas at San Antonio	Master's	Science, Technology, Engineering, and Mathematics (STEM) Educational Methods	5/23/2022
The University of Texas at Tyler	Bachelor's	Computer Engineering, General	5/6/2022
The University of Texas at Tyler	Bachelor's	Construction Engineering	5/6/2022
The University of Texas at Tyler	Master's	Engineering/Industrial Management	5/6/2022

CERTIFICATES OF AUTHORIZATION

Non-Public and Out-of-State Institution	Authorization Type	Certificate of Authorization Issue Date
Texas Healthtech Institute	Authorized to grant associate degrees, conduct courses, grant credit towards degrees, and use certain protected academic terms in the State of Texas.	3/4/2022
Galen College of Nursing – Dallas	Provisional Authorization to grant associate, bachelor, and master's degrees, conduct courses, grant credit towards degrees, and use certain protected academic terms in the State of Texas.	5/23/2022
Galen College of Nursing – Houston	Provisional Authorization to grant associate, bachelor, and master's degrees, conduct courses, grant credit towards degrees, and use certain protected academic terms in the State of Texas.	5/23/2022
Texas Health School	Authorized to grant associate degrees, conduct courses, grant credit towards degrees, and use certain protected academic terms in the State of Texas.	5/23/2022

AGENDA ITEM XI-C

Report to the Board on school closures and/or teach-outs pursuant to Board Rule 7.7(6)

RECOMMENDATION: No action required

Background Information:

Pursuant to Coordinating Board Rules, Texas Administrative Code, Chapter 7, Subchapter A, Rule 7.7(6), Closure of an Institution, the Texas Higher Education Coordinating Board (THECB) must be notified in writing at least 90 days before a planned closure date or immediately if an institution closes unexpectedly. If an institution closes or intends to close before all currently enrolled students have completed all requirements for graduation, a teach-out plan is required. The teach-out plan is subject to Board approval. The Board has given the Assistant Commissioner of Workforce Education the authority to oversee this approval process.

Altierus Career Colleges

On April 14, 2022, The ECMC Group announced its decision to begin an orderly closure of Altierus Career College campuses, including the Houston campus, located at 9700 Bissonnet Street, Suite 1400, Houston, TX 77036. The Houston location is no longer enrolling students and estimates a teach-out date of January 7, 2024. The closure affects 43 active students in the Surgical Technology AS degree program. Altierus Career College filed an Institutional Teach-out Plan Approval Form with its accreditor, ACCSC, on April 12, 2022. A transfer plan with the College of Health Care Professions (CHCP) has also been developed, allowing surgical tech students to apply for transfer into the July 2022 CHCP cohort. Student records for current and all former Texas locations held by Altierus Career College are in the process of being transferred to THECB for inclusion in its closed school transcript repository.

Dr. Tina Jackson, Assistant Commissioner for Workforce Education, will present this item and be available to answer questions.

AGENDA ITEM XI-D

Consideration and possible action to adopt the recommendation relating to the January 2022 Annual Compliance Reports for institutions under a Certificate of Authorization (names beginning with “A” through “O”)

RECOMMENDATION: Approval

Background Information:

Starting in January 2014, under Texas Administrative Code, Chapter 7, Subchapter A, Rule 7.7 of Coordinating Board rules, institutions operating under a Certificate of Authorization are required to submit an annual compliance report to ensure continued compliance of institutions' operations in Texas. The compliance reports include documentation on accreditation status, degree programs being offered, publications, student complaint policies, and financial viability. This requirement was instituted after the U.S. Department of Education found another state's "licensure by accreditation" to be lacking in proper oversight of institutions operating in that state. Since the Certificate of Authorization is similarly based in part on accreditation by a recognized accreditor, proactive measures were taken to ensure Texas had enough review and oversight of institutions operating under a Certificate of Authorization. The annual compliance review report also provides a means for staff to confirm that information about an institution is current in the Texas Higher Education Coordinating Board's files and publications.

Institutions with names beginning with "A" through "O" were required to submit their reports by January 15, 2022. Institutions with names beginning with "P" through "Z" will be required to submit their reports by July 15, 2022. An institution receiving its first Certificate of Authorization less than six months before the report due date was not asked to submit an annual report because the information was deemed up to date. Following is a summary of the status of all institutions that were required to report in the January 2022 reporting cycle.

Dr. Tina Jackson, Assistant Commissioner for Workforce Education, will be available to answer questions.

July 2022 Report to Texas Higher Education Coordinating Board
Status of Institutions (A-O) under a Certificate of Authorization

Background:

Starting in January 2014, institutions operating under a Certificate of Authorization are required to submit an annual compliance report. Institutions with names beginning with “A” through “O” are required to submit their reports by January 15 each year. An institution receiving its first Certificate of Authorization less than six months before the report due date was not asked to submit an annual report because the information was deemed up to date.

Following are the statuses of all institutions under the January 15, 2022, reporting deadline:

Institutions in compliance with THECB rules, including annual compliance reporting, operating in Texas under current Certificates of Authorization

Institutions with a physical campus in Texas:

- | | |
|---|--|
| • American College of Acupuncture/Oriental Medicine - Houston | • Dallas Christian College |
| • American Intercontinental University - Houston | • Dallas Institute of Funeral Service |
| • Ana G. Mendez University | • Dallas International University |
| • AOMA Graduate School of Integrative Medicine | • DeVry University - Austin |
| • Arlington Baptist University | • DeVry University - Irving |
| • Asher College - Dallas | • DeVry University - San Antonio |
| • Aspen University - Austin | • ECPI University |
| • B.H. Carroll Theological Institute | • Embry-Riddle Aeronautical University - Fort Worth (Alliance) |
| • Bakke Graduate University | • Ferris State University - The Woodlands |
| • Baptist Health System School of Health Professions - San Antonio | • Florida Career College - Houston |
| • Baptist Hospitals of Southeast Texas School of Radiologic Technology - Beaumont | • Galen College of Nursing - Austin |
| • Baptist University of The Americas - San Antonio | • Galen College of Nursing - San Antonio |
| • Case Western Reserve University - Houston | • Houston International College Cardiotech Ultrasound School |

- Center For Advanced Legal Studies - Houston
- Chamberlain University - Houston
- Chamberlain University - Irving
- Chamberlain University - Pearland
- Chamberlain University - San Antonio
- College of Biomedical Equipment Technology
- Commonwealth Institute of Funeral Service - Houston
- Concorde Career College - Dallas
- Concorde Career College - Grand Prairie
- Cornell University - Dallas
- Cornell University - Houston
- Culinary Institute Lenotre - Houston
- Culinary Institute of America - San Antonio
- Interactive College of Technology - Houston Gessner (Southwest)
- Interactive College of Technology - Houston Greenspoint (North)
- Interactive College of Technology - Pasadena
- KD Conservatory College of Film and Dramatic Arts
- Lamson Institute
- Lipscomb University
- Mediatech Institute - Dallas
- Mediatech Institute - Houston
- MIAT College of Technology
- New England College - Dallas (Brookhaven)
- New England College - Eastfield College
- New England College - Richland College
- North American University

Out-of-state institutions authorized to provide field-based learning in Texas (clinicals, internships):

- A.T. Still University - School of Osteopathic Medicine
- California Southern University
- California State University - Northridge
- Devry University - Illinois
- National University
- Northcentral University
- Southeast New Mexico College

Institutions that have submitted annual compliance reporting but need to provide missing information before fully in compliance

Institutions with a physical campus in Texas:

- Columbia College - Fort Worth
- Columbia College - Mesquite - Dallas (Buckner)
- Columbia College - Mesquite (Motley)
- Lincoln College of Technology - Grand Prairie
- Messenger College - Bedford

Out-of-state institutions authorized to provide field-based learning in Texas (clinicals, internships):

None

Institutions operating in Texas under current Certificates of Authorization but have been requested to update THECB with any changes in status due to financial or accreditation concerns

Institutions with a physical campus in Texas:

- | | |
|---|---|
| • Altierus Career College - Houston Bissonnet | In teach-out status |
| • Arizona College of Nursing - Dallas | Pending student complaints outcome and currently in accreditation renewal process |
| • Auguste Escoffier School of Culinary Arts | Currently in accreditation renewal process |
| • Concorde Career College - San Antonio | Currently in accreditation renewal process |
| • Fortis College - Houston South | Currently in accreditation renewal process |
| • Fortis Institute - Houston | Currently in accreditation renewal process |
| • Hallmark University - San Antonio | Currently in accreditation renewal process |
| • Hallmark University, College of Aeronautics - San Antonio | Currently in accreditation renewal process |
| • Houston Graduate School of Theology | Currently in accreditation renewal process |

AGENDA ITEM XI-E

Consideration and possible action to adopt the Certification Advisory Council's recommendation related to a request from Saola, Inc., for its first Certificate of Authority to grant degrees in Texas

RECOMMENDATION: Approval

Background Information:

Saola, Inc. (Saola), Austin, Texas, seeks approval for a Certificate of Authority to grant a Bachelor of Business Administration via distance education. Certificates of Authority are granted for two-year periods. Institutions may be granted successive Certificates of Authority for a total of eight years. After eight years, absent sufficient cause, the institution must have obtained accreditation from an accrediting agency recognized by the Coordinating Board. The Certificate of Authority would be Saola's first Certificate of Authority, valid from July 2022 to July 2024.

A virtual site evaluation was conducted with Saola July 26-28, 2021. The site evaluation team consisted of Dr. Christina Robinson (team chair), Executive Director of Adult Education & Literacy, Houston Community College; Dr. J. Garry Smith, Clinical Associate Professor of Marketing, University of North Texas; and Carin Hutchins, Associate Vice Chancellor, Finance, San Jacinto College. Dr. Paul D. Shuler represented Coordinating Board staff.

The site evaluation team report noted that 15 of the required standards of operation were met. Eleven standards were not met.

The Coordinating Board's Certification Advisory Council (CAC) reviewed the evaluation team's report and Saola's response to the evaluation report at its October 28, 2021, (virtual) meeting. The CAC members had the opportunity to ask additional questions of both the Saola representatives and the site team chair. The CAC members voted unanimously to delay until further review. A letter was sent to Saola with CAC requested items for further review.

The CAC reviewed Saola's response to the CAC request for further review at its May 5, 2022, (virtual) meeting. The CAC members had the opportunity to ask additional questions of Saola representatives. The CAC members voted unanimously to recommend approval with the following conditions:

- No amendments to the initial Certificate of Authority will be allowed.
- Saola, Inc. may not start advertising or enrolling students until it receives a license or exemption from the Texas Workforce Commission.
- Saola, Inc. must submit written confirmation to Coordinating Board staff that program-level assessments are complete and have been reviewed by Saola Provost Clements.

- At the end of the first year of the initial Certificate of Authority, Saola must provide:
 - documentation of continued exemption or approval from TWC;
 - current audited financial statements, including a balance sheet, income statement, statement of changes in net worth, and statement of cash flow, updated since issuance of the initial Certificate of Authority;
 - documentation of continued validity of any required financial surety instrument;
 - current enrollment, retention, and graduation numbers for students in the approved degree program; and
 - an updated accreditation plan, including any progress toward THECB-recognized accreditation.

Coordinating Board rules state the commissioner shall make his recommendation regarding a Certificate of Authority application to the Board independent of the Certification Advisory Council's recommendation. The commissioner may make recommendations for additional conditions, restrictions, or reporting requirements for the time the institution is operating under a Certificate of Authority. On May 23, 2022, Commissioner Keller approved and concurred with the CAC's recommendation as stated.

Dr. Tina Jackson, Assistant Commissioner for Workforce Education, will present this item and be available to answer questions.

AGENDA ITEM XI-F

Consideration and possible action to adopt the Family Practice Residency Advisory Committee's recommendation relating to the distribution of funds trusted to the Coordinating Board to support Family Practice Residency Programs for Fiscal Year 2023

RECOMMENDATION: Approval

Background Information:

The Family Practice Residency Program (FPRP) was established in 1977. Since 1979, the Texas Legislature has appropriated funding to the program to increase the number of physicians selecting family practice as their medical specialty and to encourage those physicians to establish their practices in rural and underserved communities in Texas. The Texas Higher Education Coordinating Board provides trusted funds to 35 nationally accredited family medicine residency programs based on the number of certified family medicine residents in training. Funding recommendations are made to the Board by the statutory 12-member Family Practice Residency Advisory Committee (FPRAC). Since the establishment of the program, the FPRP has provided funding support for more than 11,000 family practice residents.

For the 2022-23 biennium, FPRP received an appropriation of \$4.75 million per fiscal year. This is a reduction of 5% from the previous biennium. Following the FPRAC's recommendation for funding, staff estimates that the Fiscal Year 2023 funding will be awarded as follows:

Total Estimated Appropriation:	\$ 4,750,000
<i>Estimated</i> number of certified residents:	952
<i>Estimated</i> per-resident funding:	\$ 4,773
<i>Estimated</i> Operational Grant Total:	\$ 4,544,000
40 Rural Rotations at \$2,500:	\$ 100,000
3 Public Health Rotations at \$2,000:	\$ 6,000
Faculty Development Center:	\$ 100,000
Total Allocation of Funds:	\$ 4,750,000

Michael Ragain, MD, chair of the Family Practice Residency Advisory Committee, will present the advisory committee's funding recommendation for the program. Dr. Ragain and Elizabeth Mayer, Assistant Commissioner for Academic and Health Affairs, will be available to answer questions.

AGENDA ITEM XI-F

Funding Option 1B for FY 2023

Approved By FPRAC on June 1, 2022

One new program funded by GME Expansion Grants is included (#36).

		Estimated Per Resident Allocation	Estimated Residents Funded	Projected Grant Amount
OPERATIONAL GRANTS				
1	Baylor College of Medicine	\$4,773.11	23	\$109,782
2	Baylor University Medical Center	\$4,773.11	12	\$57,277
3	CHRISTUS Santa Rosa (SA)	\$4,773.11	26	\$124,101
4	CHRISTUS Spohn-Corpus Christi	\$4,773.11	38	\$181,378
5	Conroe Medical Education Foundation	\$4,773.11	30	\$143,193
6	DeTar Healthcare	\$4,773.11	20	\$95,462
7	John Peter Smith Hospital	\$4,773.11	70	\$334,118
8	Memorial Hermann Health (Hospital) System	\$4,773.11	42	\$200,471
9	Methodist Health System/Methodist Charlton Medical Center	\$4,773.11	18	\$85,916
10	Methodist Hospital (Houston)	\$4,773.11	24	\$114,555
11	Scott & White Hospital/TAMUHSC	\$4,773.11	18	\$85,916
12	Scott & White Medical Center (Round Rock)	\$4,773.11	17	\$81,143
13	Texarkana - Christus St. Michael Hospital (fund 1/2)	\$4,773.11	24	\$114,555
14	Texas A&M HSC Program	\$4,773.11	30	\$143,193
15	Texas Institute for Graduate Medical Education and Research (TIGMER) Laredo	\$4,773.11	24	\$114,555
16	Texas Institute for Graduate Medical Education and Research (TIGMER) San Antonio	\$4,773.11	25	\$119,328
17	Texas Tech University HSC - Amarillo	\$4,773.11	26	\$124,101
18	Texas Tech University HSC - El Paso	\$4,773.11	23	\$109,782
19	Texas Tech University HSC - Lubbock	\$4,773.11	37	\$176,605
20	Texas Tech University HSC - Odessa	\$4,773.11	63	\$300,706
21	Texoma Medical Center	\$4,773.11	24	\$114,555
22	University of Texas at Austin Dell Medical School	\$4,773.11	20	\$95,462
23	UNTHSC at Fort Worth (FM)	\$4,773.11	15	\$71,597
24	UNTHSC at Fort Worth (NMM)	\$4,773.11	4	\$19,092
25	UTHSC-Houston	\$4,773.11	36	\$171,832
26	UTHSC-San Antonio	\$4,773.11	42	\$200,471
27	UTHSC-Tyler	\$4,773.11	24	\$114,555
28	UTHSC-Tyler (Pittsburg)	\$4,773.11	6	\$28,639
29	UTMB-Galveston	\$4,773.11	29	\$138,420
30	UTRGV-Doctors Hospital at Renaissance	\$4,773.11	22	\$105,008
31	UTRGV-Knapp Program	\$4,773.11	15	\$71,597
32	UTRGV-McAllen Family Practice Residency Program	\$4,773.11	17	\$81,143
33	UT-Southwestern	\$4,773.11	42	\$200,471
34	Valley Baptist	\$4,773.11	0	\$0
35	Waco Family Medicine	\$4,773.11	36	\$171,832
36	HCA Houston Healthcare West	\$4,773.11	30	\$143,193
OPERATIONAL GRANT TOTAL			952	\$4,544,000
SUPPORT GRANTS				
	Rural Rotation Program (40 at \$2,500)*		\$100,000	
	Public Health Rotation (3 at \$2,000)**		\$6,000	
Rural and Public Health Rotation Total			\$106,000	
	Faculty Development Center		\$100,000	
SUPPORT GRANT TOTAL				\$206,000
APPROPRIATION FY 2022		\$4,750,000		
OPERATIONAL TOTAL		\$4,544,000		
SUPPORT TOTAL		\$206,000		
OPERATIONAL AND SUPPORT TOTAL				\$4,750,000

*Unawarded RR grants will be reallocated to other RR applicants or to Operational grants.

**Unawarded PH grants will be reallocated to RR or Operational grants.

AGENDA ITEM XI-G

Report on activities of the Family Practice Residency Advisory Committee, including the report on trustee funds distributed in Fiscal Year 2022

RECOMMENDATION: No action required

Background Information:

The Family Practice Residency Advisory Committee (FPRAC) is charged with making funding recommendations to the Board for the Family Practice Residency Program (FPRP) and related support programs. The FPRAC and FPRP were established in 1977 by the 65th Texas Legislature. The intent of the program is to increase the number of physicians selecting family practice as their medical specialty and to encourage those physicians to establish their practices in rural and underserved communities in Texas. Michael Ragain, MD, serves as chair, and, Fred Onger, MD, serves as vice chair of the committee.

Appropriations from the 2022-23 biennium allowed for funding of 909 awards of \$5,005 each to 34 family practice residency programs for FY 2022. Additionally, \$200,000 was allocated to the Family Medicine Rural Rotation Program and University of North Texas Health Science Center, Texas College of Osteopathic Medicine's Faculty Development Center.

The FPRAC met on June 1, 2022, and considered the following items:

- The committee reviewed and approved annual written reports and annual financial reports submitted by FPRP-funded programs for Fiscal Year 2021.
- The committee considered the eligibility of one new family practice program currently funded under the Graduate Medical Education Expansion Program.
- The committee considered the funding allocation for FPRP for Fiscal Year 2023 for recommendation to the Board.

Additionally, the committee monitored activities related to the Faculty Development Center and received updates from the center's leadership.

Mike Ragain, MD, chair of Family Practice Residency Advisory Committee, will provide a brief update of activities and be available to answer questions.

FAMILY PRACTICE RESIDENCY ADVISORY COMMITTEE

ANNUAL REPORT

COMMITTEE ABOLISHMENT DATE: OCTOBER 31, 2025

Committee Purpose: The Family Practice Residency Advisory Committee (FPRAC) is charged with making funding recommendations to the Board for the Family Practice Residency Program (FPRP) and related support programs. The committee and Family Practice Residency Program (FPRP) were established in 1977 by the Texas Legislature. The intent of the program is to increase the numbers of physicians selecting family practice as their medical specialty and to encourage those physicians to establish their practices in rural and underserved communities in Texas.

Report Period: July 2021 – June 2022

Chair: Michael Ragain, MD, MS Ed

Vice Chair: Fred Onger, MD

Per statute, the 12-member committee includes representatives from the Texas Academy of Family Physicians, Association of Directors of Family Practice Programs, Texas Medical Association, Texas Osteopathic Medical Association, Texas Hospital Association, and members of the public appointed by the governor. Members serve staggered three-year terms with the possibility of reappointment.

List of committee members is attached.

Committee Meeting Dates:

June 1, 2022 (summary notes are pending approval by the committee.)

Most recently approved summary notes are attached.

Annual Costs Expended:

Travel: Committee convened for one hybrid (virtual/in-person) meeting on June 1, 2022. Staff estimates travel expenses for five members who attended in person to be \$1,075. No travel required for the virtual participants; therefore, no other costs incurred.

Other: No other associated costs.

Time Commitments:

Committee members: approximately 13 working days to prepare for one meeting

Coordinating Board staff: approximately 14 days to prepare materials and reports, coordinate meeting arrangements, and attend meeting.

Summary of Tasks Completed:

- The committee monitored Fiscal Year 2021 program results and financial reports. The Committee monitored activities by the Faculty Development Center funded under FPRP.
- The committee made funding recommendations for Fiscal Year 2023 for the FPRP to the Coordinating Board.

Current Recommendations to the Board:

Funding allocation recommendation for FPRP and related support programs for Fiscal Year 2023 (July 2022 CAWS meeting, see Agenda Item V-D).

At the July CAWS and Board meetings, the advisory committee makes its recommendation relating to the distribution of the funds trusted to the Coordinating Board to support Family Practice Residency Programs for Fiscal Year 2023 and reports on trusted funds distributed in Fiscal Year 2022. (See Agenda Item V-E)

***Family Practice Residency Program Advisory
Committee Advisory Committee Members
Fiscal Year 2022***

**Term of Service ends on August 31 of the year
indicated in parentheses after member's name,
unless otherwise noted.*

R. Michael Ragain, M.D., M.S.Ed., Chair

Senior Vice President and Chief Medical Officer
UMC Health System
Professor, Family Medicine, TTUHSC
602 Indiana Avenue
Lubbock, TX 79415
Phone: 806-775-8508
mike.ragain@umchealthsystem.com
(TX Hospital Association, *2022)

Fred Onger, M.D., Vice Chair

Program Director, Family Medicine
Texas Tech Health Science Center – Lubbock
School of Medicine
3601 4th St.
Lubbock, TX 79430
Phone: 806-743-2770
fred.onger@ttuhsc.edu
(TX Organization of FP Program Directors, *2022)

Todd Dorton

2413 Wendy Lane
Waco, TX 76710
Phone: 254-296-7281
todd.dorton@gmail.com
(Governor Appointee – Member of the Public, *2022)

Elida Munoz

3129 Golden Oak
Farmers Branch, TX 75234
Phone: 214-563-4026
elidanfriends@yahoo.com
(Governor Appointee - Member of the Public, *2024)

Mark T. Nadeau, M.D., M.B.A.

Program Director, Family Medicine
UTHSC at San Antonio
7703 Floyd Curl Drive, MB 7795
San Antonio, Texas 78229-3900
Phone: 210.358.3931
Nadeaum@uthscsa.edu
(TX Academy of Family Physicians, *2022)

Lisa R. Nash, DO, MS-HPed, FAAFP

Senior Associate Dean, Educational Programs & GME

Professor – Family Medicine
UNTHSC Texas College of Osteopathic Medicine
3500 Camp Bowie Boulevard, MET-320J
Fort Worth, TX 76107
Phone: (817) 735-5021
lisa.nash@unthsc.edu
(TX Medical Association, *2024)

Damon A. Schranz, D.O.

Associate Professor, Vice Chair of Education
Department of Family Medicine
University of North Texas Health Science Center
855 Montgomery, 2nd floor
Fort Worth, TX 76107
Phone: 817-926-2641
Damon.Schranz@unthsc.edu
(TX Osteopathic Medical Association, *2022)

Dana Sprute, M.D., MPH, FAAFP

Associate Professor
Department of Population Health
Program Director, Family Medicine Residency
University of Texas Austin Dell Medical
1400 N IH 35, Suite C2.410
Austin, TX 78701-1923
Phone: 512-324-7318
dsprute@ascension.org
(TX Academy of Family Physicians, *2022)

Zubair Syed, M.D.

Program Director & Chief of Service, Family Medicine
UT Southwestern Medical Center
5323 Harry Hines Blvd.
Dallas, TX 75390
Phone: 214.645.8300
zubair.syed@utsouthwestern.edu
(TX Academy of Family Physicians, *2024)

***Family Practice Residency Program Advisory
Committee Advisory Committee Members
Fiscal Year 2022***

**Term of Service ends on August 31 of the year
indicated in parentheses after member's name,
unless otherwise noted.*

Efraim Vela, M.D.

Chief Medical Officer
DHR Health Women's Hospital at Renaissance (WHR)
Associate Program Director and Assistant Professor,
Department of Obstetrics & Gynecology-UTRGV School of
Medicine
2821 Michaelangelo Drive, #202
Edinburg, TX, 78539
Phone: 956-362-2465
ef.vela@dhr-rgv.com
(TX Hospital Association, *2024)

Zoey Ziyu Wang

5522 Edith St
Houston, TX 77081
Phone: 832-668-9925
zwang94@gmail.com
(Governor Appointee – Member of the Public, *2023)

Eric Warwick, M.D.

Program Director, Family Medicine
Baylor College of Medicine
3710 Kirby Drive, Suite 600
Houston, TX 77098
Phone: 713-867-8281
etw@bcm.edu
(TX Organization of FP Program Directors, *2022)

Alternate Member:

Martin Ortega, M.D.

Associate Program Director
Texas Tech Family & Community Medicine Residency Program
701 W 5th St
Odessa, TX 79763
Phone: 432-703-5201
martin.ortega@ttuhsc.edu
(TX Organization of FP Program Directors, *2022)

Family Practice Residency Advisory Committee

June 16, 2021

Summary Notes

This meeting was held via video conference. A link to the live broadcast is available at <https://www.highered.texas.gov/apps/events/other-meetings/family-practice-residency-program-advisory-committee-fprac-virtual-meeting/>

Members present: Lewis Foxhall, Mark Nadeau, Frederick Onger, Michael Ragain (Chair), Damon Schranz, Dana Sprute, Zoey Wang

Members absent: Ruth Chambers, Todd Dorton, Brett Johnson, Martin Ortega, Eric Warwick

Guests: Cindy Passmore

Coordinating Board Staff: Stacey Silverman Ernest Jacquez, Cindy Fisher, Reinold Cornelius

1. Welcome and Introductions

Dr. Mike Ragain, Chair of the Advisory Committee, called the meeting to order at 10:04. This meeting was held via video conference and live streamed. Dr. Ragain made opening remarks and established quorum through a roll call.

2. Consideration and possible action to approve the Summary Notes for the April 14, 2021, meeting

Dr. Ragain asked for consideration of the summary notes from the previous meeting. Drs. Schranz and Nadeau moved and seconded for approval of the notes as written. The motion passed unanimously.

3. Consideration and possible action to approve FPRP Fiscal Year 2022 eligibility for family medicine programs funded under the Graduate Medical Education Expansion Program

Ernest Jacquez provided background information: for the next funding year, one new program has met eligibility requirements, the Texas Institute for Graduate Medical Education and Research (TIGMER), Laredo, Medical Center Program. It will have 24 ACGME approved residents. Because of its history, TIGMER-Laredo is not currently eligible for Graduate Medical Education (GME) expansion grant funding. In coming years, 2023 through 2025, an additional four new residency programs will become eligible, adding a potential total of 138 new residents to the program.

The committee discussed that in the past, new programs were included, but that the impact is a reduction of per-resident funding. Over the last biennium, seven programs have been approved and 34 programs with 880 residents were funded in FY 2021. Dr. Foxhall requested a summary chart, up to 2021, and extended with a projection over the next several years showing the trend. Mr. Jacquez explained that future projections show that participation of 1,000 residents or more would drop per-resident funding below \$5 thousand at current appropriation levels. Approximately, \$10 to 14 million in funding would be needed to restore per-resident funding to higher historical levels. The committee discussed the previous funding reduction in 2018, the committee intend to present the data to legislators, and to investigate the possibility of including external funds.

Dr. Ragain asked for comments on adding TIGMER to the grant program. Drs. Nadeau and Schranz moved and seconded to approve TIGMER, Laredo. The motion passed unanimously.

Cindy Fisher provided an update on Graduate Medical Education (GME) grant program. The verification process for academic year 2021 positions was in process. There were some losses of residents due to the pandemic. The Planning Grants program encourages growth in family medicine and a new award announcement was imminent. That program would affect the 1 to 1.1 goal but also would have an impact on the work of this advisory committee. Dr. Stacey

Silverman added that the legislature, for the 2022-23 biennium, maintained the GME grant program with an increase in appropriated funding.

4. Consideration and possible action to approve Fiscal Year 2022 Funding Recommendations

Ernest Jacquez presented funding scenarios for the FY2022 allocations. Fiscal Year 2021 actual funding included reallocated funds totaling \$17,110.62 from the previous fiscal year. The per-resident amount was \$5,447.72, and 893 residents were funded at 34 residency programs. Also noted, Rural Rotation Residents not funded in one year can reapply, but each program ranks its applicants based on their own criteria. Dr. Foxhall asked for outcome data and Mr. Jacquez agreed to send members information about key measures collected. The Family Practice Appropriation is \$4,750,000 for each year of the 2022-23 biennium. According to a rider in the appropriation act, the support grants for rural and public health rotations can receive a maximum not to exceed \$113,957 for each year.

The committee discussed that historically it had a goal of having a per resident funding level of above \$5 thousand per-resident. Also historically, the committee approved funding for the Family Development Center (FDC) with \$100,000, except in years with reduced appropriations. (Prior to 2015 the FDC was funded at a level of \$150,000 annually.)

The committee discussed FDC operations and Cindy Passmore presented summary statistics from the last year. Going forward, training sessions would be both virtual and hybrid in format. Dr. Foxhall found the FDC to be a very productive program. Dr. Nadeau assessed that the FDC's leadership training was very useful. In-person activities are valuable for team building. The program had a good pay-off and he recommended funding the FDC at level of \$100,000 for FY2022.

Drs. Nadeau and Schranz moved and seconded to approve "funding scenario 1B," and the motion passed unanimously:

Total Estimated Appropriation:	\$ 4,750,000
Estimated number of certified residents:	904
Estimated per-resident funding:	\$ 5,027
Estimated Operational Grant Total:	\$ 4,544,000
40 Rural Rotations at \$2,500:	\$ 100,000
3 Public Health Rotations at \$2,000:	\$ 6,000
Faculty Development Center:	\$ 100,000
Total Allocation of Funds:	\$ 4,750,000

The committee discussed the importance of creating funding opportunities for additional programs in coming years, how to adjust, or how to be more creative in terms of allocating funds. Dr. Ragain would like the committee to explore new funding initiatives in future meetings.

5. Consideration and possible action to approve the Selection of Chair and Vice Chair for Fiscal Year 2022

Dr. Nadeau said that leadership continuation was important and that the current chair and vice chair were prepared to continue to serve. Drs. Nadeau and Schranz moved and seconded to appoint Dr. Fred Onger as Vice Chair. The committee voted unanimously to do so.

Dr. Onger thanked for the opportunity and asked for a motion to elect the chair. Drs. Schranz and Wang moved and seconded to appoint Dr. Ragain. The committee voted unanimously to do so. Dr. Ragain said it was good to champion a good cause and the improvement of the important programs.

6. Consideration and Discussion of future agenda items and meeting dates

Dr. Regain said the committee will discuss where the program is going over the next years, considering the critical \$5 thousand per resident funding level. A question is how to connect with professional societies to improve the situation. Dr. Sprute asked to discuss outcomes of rural rotations and FDC training to develop young leaders in family medicine. The committee wants to incorporate information where graduates of the program are working and how they are trained.

Dr. Foxhall would like to have data on outcomes that could be presented by legislative district. Also, it would be important to show how other states approach the residency program funding issues. Are other funding sources possible? Could there be an interim study on funding for primary care?

Ernest Jacquez said normally, in non-session years, one meeting would be held. But, because of the committee's intent, two meetings could be scheduled for e.g., November 2021 and April 2022. Wednesdays from 10 am to noon seemed to be favorable to committee members. He will send out a survey for meeting options. Dr. Nadeau suggested November 3 or 10, not to get too close to the holidays. Ernest was asked if the meeting would still be virtual and responded that depended on the Governor's declaration on emergency procedures.

Dr. Onger asked to look at the attendance roster and to reach out to members who are not able to serve anymore, so that alternative members could be found.

Ernest Jacquez reminded the committee of the July 21 Committee on Academic and Workforce Success (CAWS) meeting of the Coordinating Board. Dr. Ragain said he will attend virtually to present the committee's recommendations.

7. Adjournment

The Advisory Committee adjourned at 11:18 am.

Report on Distribution of Family Practice Residency Program Trusteed Funds

The Family Practice Residency Program (FPRP) was established in 1977 by the 65th Texas Legislature. The intent of the program is to increase the number of physicians selecting family practice as their medical specialty and to encourage those physicians to establish their practices in rural and underserved communities in Texas.

In Fiscal Year (FY) 2022 the FPRP provided grants to Texas' 34 nationally accredited family practice residency programs located in every region of the state. The program also provided support for rural and public health rotations and to support the Faculty Development Center.

Allocation of funding was based on recommendations made by the Family Practice Residency Advisory Committee and approved by the Board of the Texas Higher Education Coordinating Board at the July 2021 board meeting.

Table 1 presents the appropriation history of FPRP for the last six biennia.

Table 1. Family Practice Residency Program Biennial Funding History by Fiscal Year

2012 - 2013	\$ 5,600,000
2014 - 2015	\$ 12,780,000
2016 - 2017	\$ 16,780,000
2018 - 2019	\$ 10,000,000
2020 - 2021	\$ 10,000,000
2022 - 2023	\$ 9,500,000

Funding for FPRP primarily supports the operation of family practice residency programs. However, a portion of the appropriation supports rural and public health rotations.

(a) Family Practice Residency Operational Programs

Funding levels per resident are based on the number of certified family practice residents in training on September 1st of each year (Table 2).

Table 2. Family Practice Residency Program Per-resident Funding by Fiscal Year

	Per-resident Funding	Residents Funded
2011	\$14,396	693
2012	\$3,895	706
2013	\$3,841	716
2014	\$8,504	730
2015	\$8,703	727
2016	\$10,897	746
2017	\$10,728	761
2018	\$6,237	773
2019	\$6,438	749
2020	\$5,889	814
2021	\$5,485	874
2022	\$5,005	909

(b) Rural and Public Health Rotations

The Texas Legislature established the Rural Rotation program in 1989 and added Public Health in 1997. It is statutorily mandated that all accredited Texas family practice residency programs provide their residents with an opportunity to participate in a one-month rotation in a rural or public health setting. Rural and public health rotations are supported by FPRP funds, as required by a rider in the General Appropriations Act.

For FY 2022, funding of \$100,000 provided support for month-long experiences in a rural rotation for 40 family practice residents. Participating family practice residents received a stipend of \$1,000 upon completion of a rural rotation. In addition, residency programs received funding of \$1,500 for each resident who completed a rural rotation. Rural Rotation supervisors serve as volunteers and are not compensated for their services.

(c) Faculty Development Center

The Family Medicine Faculty Development Center (Center) was established in 1978 with federal and state funding to provide statewide training for current and future family practice residency and medical school faculty. A full range of opportunities are offered for Texas family medicine residents and faculty to enhance their skills in research, teaching, management, and administration of academic family medicine.

The Center received an average of \$350,000 per year in funding support under the FPRP for FY 2003 through FY 2011. However, in FY 2012, state appropriations to FPRP received a 75 percent reduction, and prompted the closure of the Center in August 2011. The University of North Texas Health Science Center established a smaller scale Center on its

campus in April 2012 and began training faculty the following summer. An increase in FPRP appropriation for FYs 2016-17 allowed funding support of \$150,000 each year. This funding made it possible for the Center to expand its certificate program for residents and increase its faculty development and leadership offerings for family medicine residents and faculty. Following the FPRP state appropriation reduction of 44 percent for the 2018-19 biennium, the allocation to the Center was reduced to \$100,000. The allocation to the Center to support its training activities in FY 2022 is maintained at \$100,000.

AGENDA ITEM XI-H

Report on activities of the Learning Technology Advisory Committee

RECOMMENDATION: No action required

Background Information:

The Texas Higher Education Coordinating Board (THECB) rules require advisory committees to report on committee activities on an annual basis. This allows the Board to properly evaluate the committee's work, usefulness, and the costs related to the committee's activities. The Learning Technology Advisory Committee (LTAC) is charged with engaging in substantive policy research regarding the role that learning technology plays in Texas higher education and providing advice and recommendations to the Board. The committee also has the responsibility of reviewing distance education doctoral program proposals and providing recommendations to the Board for its consideration. The committee limits its review of doctoral proposals to an assessment of the adequacy of the distance education delivery of the proposed program. Justin Louder, EdD, Associate Vice Provost for eLearning and Academic Partnerships at Texas Tech University, serves as chair of the committee, and Patrick Pluscht, Executive Director of the Division of Digital Strategy and Innovation, Digital Growth at the University of North Texas, serves as co-chair.

The committee held four hybrid meetings in Fiscal Year 2022 and considered the following distance education doctoral proposals for recommendation of approval:

- Texas A&M University's new Doctor of Nursing Practice (DNP) degree with a program in Nursing Practice through hybrid delivery
- Texas Woman's University's new Doctor of Philosophy (PHD) degree with a program in Education, Leadership, & Organization through online delivery
- Texas Tech University Health Sciences Center's new Doctor of Science (SCD) degree with a program in Rehabilitation Sciences through hybrid delivery
- The University of Texas Health Science Center at Houston's existing Doctor of Philosophy (PHD) degree with a program in Environmental Science through off-campus delivery
- Texas Tech University's existing Doctor of Education (EDD) degree with a program in Instructional Technology through online delivery
- Texas Tech University's existing Doctor of Philosophy (PHD) degree with a program in Educational Psychology through hybrid delivery
- Texas Tech University's existing Doctor of Philosophy (PHD) degree with a program in Higher Education through online delivery
- Texas Woman's University's existing Doctor of Philosophy (PHD) degree with a program in Reading Education through online delivery

- Texas A&M University-Kingsville's existing Doctor of Education (EDD) degree with a program In Educational Leadership through online delivery
- Texas Tech University's new Doctor of Philosophy (PHD) degree with a program in One Health Sciences through off-campus delivery

LTAC examined a variety of topics in the above reported meetings pertaining to distance education and learning technology, including the current THECB definitions for distance education, open educational resources, hyflex practices, and institutional responses to the COVID-19 pandemic.

Dr. Justin Louder, chair of LTAC, will provide a brief update of activities and be available to answer questions.

LEARNING TECHNOLOGY ADVISORY COMMITTEE

ANNUAL REPORT

COMMITTEE ABOLISHMENT DATE: 10/31/2025

Committee Purpose: The LTAC engages in substantive policy research and discussion regarding the role that learning technology plays in Texas higher education. LTAC also reviews institutional proposals for doctoral programs offered via distance education. The LTAC informs the Coordinating Board how distance education and computer-assisted instruction, including e-learning tools such as electronic textbooks and open course materials, can help the state reach the goals of *Building a Talent Strong Texas*.

Report Period: End of Fiscal Year 2021 and Fiscal Year 2022 (July 21st, 2021 – July 28th, 2022)

Chair: Justin Louder, EdD

Vice Chair: Patrick Pluscht

Committee Members: List of committee members is attached.

Committee Meeting Dates: October 1, 2021 (Hybrid), December 17, 2021 (Hybrid), March 4, 2022 (Hybrid), and May 27, 2022 (Hybrid).

Annual Costs Expended – There were no costs expended for the meetings during FY 2022 because all meetings were hybrid. The chair's institution paid for his travel expenses.

Travel: \$0

Other: \$0

Time Commitments: Committee members spend approximately four to six days during each fiscal year traveling and attending meetings. Coordinating Board staff spend approximately five to seven days preparing materials and reports, coordinating meeting arrangements, and attending meetings.

Current Recommendations to the Board:

There are no recommendations at this time.

Summary of Tasks Completed:

The committee held four hybrid meetings in Fiscal Year 2022 and considered the following distance education doctoral proposals for recommendation of approval:

- Texas A&M University's new Doctor of Nursing Practice (DNP) degree with a program in Nursing Practice through hybrid delivery
- Texas Woman's University's new Doctor of Philosophy (PHD) degree with a program in Education, Leadership, & Organization through online delivery
- Texas Tech University Health Sciences Center's new Doctor of Science (SCD) degree with a program in Rehabilitation Sciences through hybrid delivery
- The University of Texas Health Science Center at Houston's existing Doctor of Philosophy (PHD) degree with a program in Environmental Science through off campus delivery
- Texas Tech University's existing Doctor of Education (EDD) degree with a program in Instructional Technology through online delivery
- Texas Tech University's existing Doctor of Philosophy (PHD) degree with a program in Educational Psychology through hybrid delivery

- Texas Tech University's existing Doctor of Philosophy (PHD) degree with a program in Higher Education through online delivery
- Texas Woman's University's existing Doctor of Philosophy (PHD) degree with a program in Reading Education through online delivery
- Texas A&M University-Kingsville's existing Doctor of Education (EDD) degree with a program In Educational Leadership through online delivery
- Texas Tech University's new Doctor of Philosophy (PHD) degree with a program in One Health Sciences through off campus delivery

LTAC examined a variety of topics in the above reported meetings pertaining to distance education and learning technology, including the current THECB definitions for distance education, research on digital learning practices at institutions, open educational resources, hyflex practices, and institutional responses to the COVID-19 pandemic.

Learning Technology Advisory Committee Members Academic Year 2022

NOTE: Term of service ends on August 31 of the year indicated in parentheses after member's name, unless otherwise noted.

Chair

Justin Louder, EdD (22)

Associate Vice Provost for eLearning
and Academic Partnerships
Texas Tech University
806-742-7227
Justin.Louder@ttu.edu

Co-Chair

Patrick Pluscht (22)

Executive Director
DSI Digital Growth
University of North Texas
940-565-4936
pluscht@unt.edu

Members: Public Community Colleges

Luke Dowden, EdD (24)

Chief Online Learning Officer
and Associate Vice
Chancellor
Alamo Colleges District
210-485-0163
ldowden1@alamo.edu

Glynnis Gaines (23)

Dean of Health Professions
McLennan Community
College 254-299-8306
ggaines@mclennan.edu

Mary Gentry (23)

Assistant Professor and
Program Director
Alamo District-St. Philip's
College
210-486-2477
mgentry7@alamo.edu

Alicia Jones (24)

Director of Learning
Technology and Adjunct
Faculty Member
Lamar State College Orange
409-882-3991
alicia.jones@lsco.edu

Janet Kamps (24)

Director, Office of eLearning
Del Mar College
361-698-1315
Jkamps@delmar.edu

Joyce Langenegger, PhD (24)

Executive Director of Academic
Success
Blinn College District
979-209-8991
joyce.langenegger@blinn.edu

Sarah Lee, PhD (24)

Executive Dean iCollin Virtual
Campus
Collin County Community
College District
972-549-6417
SKLee@collin.edu

Elizabeth Rodriguez, EdD (22)

Dean of Academic Innovation
and Technology
Laredo College
956-721-5211
elizabeth.rodriquez@laredo.edu

Timothy L. Snyder, EdD (23)

Associate Vice Chancellor,
Teaching & Learning Innovation
Houston Community College
713-718-8963
timothy.snyder@hccs.edu

Lydia Tena, EdD (24)

Northwest Campus Dean
El Paso Community College
District
915-831-8818
ltena5@epcc.edu

Members: Public Universities

Ruth Cubas-Chisum, EdD (23)

Assisting Vice President
Sam Houston State University
936-294-2747

ruthchisum@shsu.edu

Julie Delello (23)

Director of the Center for
Excellence in Teaching and
Learning; Professor
The University of Texas at Tyler
903-566-4789

jdelello@uttyler.edu

Rolando Garza, EdD (22)

Director for Distance Learning
& Instructional Technology
Texas A&M University
-Kingsville
361-593-5501

Rolando.Garza@tamuk.edu

Michelle Giles, PhD (22)

Program Coordinator and
Assistant Professor of
Instructional Design and
Technology
University of Houston-Clear
Lake

281-283-3516

giles@uhcl.edu

Pamela Morgan, PhD (24)

Director, Distance Education &
Academic Outreach
Midwestern State University
940-397-4785

pamela.morgan@msutexas.edu

Charlene Stubblefield (23)

Executive Director of the
Center for Instructional
Innovation and Technology
Services
Prairie View A&M University
936-261-2174

cjstubblefield@pvamu.edu

Yun Wan, PhD (23)

Professor and Computer Science
Division Chair
University of Houston-Victoria
281-650-5640

wany@uhv.edu

Megan Weatherly (24)

Director-Center for
Teaching and Learning
Stephen F. Austin
University
936-468-1735

msweatherly@sfasu.edu

Members: Public Health-Related Institutions

Jacqueline Mok, PhD (23)

Vice President for Academics,
Faculty, and Student Affairs
The University of Texas Health
Science Center San Antonio
210-567-2004

mok@uthscsa.edu

Janet Southerland, PhD (24)

Vice President-Education, IR and HEC
University of Texas Medical Branch at Galveston
409-266-0001

jhsouthe@utmb.edu

Members: Independent Colleges & Universities

Erin Warham (23)

Director of Educational
Development & Teaching
Excellence
Concordia University
Texas 512-313-4017

erin.warham@concordia.edu

June 1, 2022

Non-Voting Student Member

Bella Rodriguez (24)

Student

University of Texas at Austin

512-964-1140

bellacecilia03@gmail.com

Coordinating Board Staff

Kylah Torre, PhD

Director

Digital Learning Texas Higher Education

Coordinating Board

512-427-6298

Kylah.Torre@highered.texas.gov

Amy Zandy

Administrative Support

512-427-6523

Amy.Zandy@highered.texas.gov

TEXAS HIGHER EDUCATION COORDINATING BOARD
LEARNING TECHNOLOGY ADVISORY COMMITTEE MEETING
Academic Quality and Workforce Division
1200 E. Anderson Lane, Austin, Texas 78752

TEXAS HIGHER EDUCATION COORDINATING BOARD
Division of Academic Quality and Workforce
1200 E. Anderson Lane, Austin, Texas

Learning Technology Advisory Committee

October 1, 2021

10:00 AM – 2:30 PM

This meeting was held via video conference.

Members present: Justin Louder- Chair, Patrick Pluscht- Co-chair, Luke Dowden, Mary Gentry, Alicia Jones, Janet Kamps, Joyce Langenegger, Sarah Lee, Timothy L. Snyder, Lydia Tena, Ruth Cubas-Chisum, Julie Delello, Rolando Garza, Michelle Giles, Pamela Morgan, Charlene Stubblefield, Yun Wan, Megan Wetherly, Jacqueline Mok, Janet Southerland, Rita Fennelly-Atkinson

Members absent: Glynnis Gains, Elizabeth Rodriguez, Erin Warham

Staff present: Michelle Singh, Amy Zandy, Maryanne Maddoux, Jessica Acton

Guests: Dr. Nancy Fahrenwald (TAMU), Dr. Matthew Sorenson (TAMU), Dr. Gina Rowe (TAMU), Ms. Kris Wuensche (TAMU), Dr. Holly Hansen-Thomas (TWA), Dr. Laura Trujillo-Jenks (TWA), Dr. Jennifer Martin (TWA), Dr. Lisa Huffman (TWA), Dr. Linda Murphy (TWA), Kari Dickson, Ph.D. (TTUHSC), Wade Redman (TTUHSC), Brad Allen (TTUHSC), Susan Tortolero-Emerly (UTHSCH), Eric Solberg (UTHSCH), Kathy Rodgers (UTHSCH)

AGENDA ITEM	ACTION
1. Welcome, introduction & remarks	Dr. Justin Louder called the meeting to order. A quorum was met for this committee meeting.
2. Consideration of summary notes from the June 11, 2021 meeting	Dr. Justin Louder asked if there were any comments, questions, or corrections needed. A motion for approval was made by Dr. Jacqueline Mok. The motion was seconded by Dr. Lydia Tena. The motion passed unanimously.
3. Discussion of the distance education delivery of Texas A&M University's new Doctor of Nursing Practice (DNP) degree with a program in Nursing Practice, based on the LTAC's assessment of the application's	Dr. Jacqueline Mok presented this item and was available for questions. The Texas A&M University representatives Dr. Nancy Fahrenwald, Dr. Matthew Sorenson, Dr. Gina

AGENDA ITEM	ACTION
compliance with THECB distance education rules and policy - Doctoral Proposal Subcommittee members/Institutional Representatives	Rowe, and Ms. Kris Wuensche were also available for questions.
4. Consideration of recommendation for approval of the distance education delivery of Texas A&M University's new Doctor of Nursing Practice (DNP) degree with a program in Nursing Practice, based on the LTAC's assessment of the application's compliance with THECB distance education rules and policy	A motion for approval was made by Dr. Jacqueline Mok as a recommendation from the Doctoral Proposal Subcommittee. The motion passed unanimously.
5. Discussion of the distance education delivery of Texas Woman's University's new Doctor of Philosophy (PHD) degree with a program in Education, Leadership, & Organization, based on the LTAC's assessment of the application's compliance with THECB distance education rules and policy - Doctoral Proposal Subcommittee members/Institutional Representatives	Dr. Jacqueline Mok presented this item and was available for questions. The Texas Woman's University representatives Dr. Holly Hansen-Thomas, Dr. Laura Trujillo-Jenks, and Dr. Jennifer Martin were also available for questions.
6. Consideration of recommendation for approval of the distance education delivery of Texas Woman's University's new Doctor of Philosophy (PHD) degree with a program in Education, Leadership, & Organization, based on the LTAC's assessment of the application's compliance with THECB distance education rules and policy	A motion for approval was made by Dr. Jacqueline Mok as a recommendation from the Doctoral Proposal Subcommittee. The motion passed unanimously.
7. Discussion of the distance education delivery of Texas Tech University Health Sciences Center's new Doctor of Science (SCD) degree with a program in Rehabilitation Sciences, based on the LTAC's assessment of the application's compliance with THECB distance education rules and policy - Doctoral Proposal Subcommittee members/Institutional Representatives	Dr. Jacqueline Mok presented this item and was available for questions. The Texas Tech University Health Sciences Center representatives Dr. Kari Dickson, Dr. Wade Redman, and Dr. Brad Allen were also available for questions.
8. Consideration of recommendation for approval of the distance education delivery of Texas Tech University Health Sciences Center's new Doctor of Science (SCD) degree with a program in Rehabilitation Sciences, based on the LTAC's assessment of the application's compliance with THECB distance education rules and policy	A motion for approval was made by Dr. Jacqueline Mok as a recommendation from the Doctoral Proposal Subcommittee. The motion passed unanimously.

AGENDA ITEM	ACTION
9. Discussion of the distance education delivery of The University of Texas Health Science Center at Houston's existing Doctor of Philosophy (PHD) degree with a program in Environmental Science, based on the LTAC's assessment of the application's compliance with THECB distance education rules and policy - Doctoral Proposal Subcommittee Members/ Institutional Representatives	Dr. Jacqueline Mok presented this item and was available for questions. The University of Texas Health Science Center at Houston representatives Dr. Susan Tortolero-Emery, Mr. Eric Solberg, and Ms. Kathy Rodgers, were also available for questions.
10. Consideration of recommendation for approval of the distance education delivery of The University of Texas Health Science Center at Houston's existing Doctor of Philosophy (PHD) degree with a program in Environmental Science, based on the LTAC's assessment of the application's compliance with THECB distance education rules and policy	A motion for approval was made by Dr. Jacqueline Mok as a recommendation from the Doctoral Proposal Subcommittee. The motion passed unanimously.
The committee took a five-minute break from 11:05am - 11:10am.	
11. THECB Updates	
a. State Authorization Reciprocity Agreements (SARA)	Jessica Acton presented this item and was available for questions.
b. Community College Baccalaureate Degrees	Jessica Acton presented this item and was available for questions.
c. Digital Learning	Dr. Michelle Singh presented this item and was available for questions.
d. GEER Update	Dr. Michelle Singh presented this item and was available for questions.
12. Consideration of recommendations resulting from THECB Updates	After discussion, Dr. Justin Louder proposed that LTAC make a recommendation to Coordinating Board staff and the Commissioner to extend the current Emergency Guidelines for Academic and Remote instruction until the end of the current academic year and look at a timeline so if schools need to make some modality changes to degrees they know when to submit those.

AGENDA ITEM	ACTION
	A motion for approval was made by Dr. Justin Louder. The motion was seconded by Dr. Janet Southerland. The motion passed unanimously.
13. Definitions and Standards Regarding Distance Education	Mr. Patrick Pluscht provided a brief update and was available for questions.
14. Workgroup Assignment	Dr. Justin Louder, Dr. Michelle Singh and Coordinating Board staff finalized assignments of LTAC members to workgroups.
15. Workgroup Sessions and Lunch	Dr. Justin Louder stated the committee will take a 10-minute break and then members will join the workgroups for 30 minutes.
The Committee returned from the workgroups at 1:10pm	
16. Workgroup Sessions Reports	<p>Mr. Patrick Pluscht provided a report from the Survey subcommittee workgroup.</p> <p>A motion to change the name of the Survey subcommittee to the Research and Data Analyses subcommittee was made by Mr. Patrick Pluscht. The motion was seconded by Charlene Stubblefield. The motion passed unanimously.</p> <p>Dr. Rolando Garza provided a report from the OER workgroup.</p> <p>Dr. Jacqueline Mok provided a report from the Distance Education Doctoral subcommittee.</p>
17. Consideration of recommendations resulting from Workgroup Session Reports	Dr. Justin Louder stated the Survey subcommittee name change had already been voted on and there weren't any additional recommendations.
18. Discussion of Future Agenda Items and Meeting Dates	Dr. Justin Louder stated that the regular agenda items, THECB Updates, and the Definitions and Standards Regarding Distance Education items will be included.

AGENDA ITEM	ACTION
	<p>The committee suggests the following as possible future agenda items:</p> <p>Extended current Emergency Guidelines for Academic and Remote instruction</p> <p>Data Modernization Project Update</p> <p>Legislative Updates</p> <p>NC-SARA 21st Century Principles Update</p>
19. Adjournment	<p>On a motion by Dr. Justin Louder and seconded by Dr. Janet Southerland the Committee adjourned at 1:39 pm. The motion passed unanimously.</p>

TEXAS HIGHER EDUCATION COORDINATING BOARD
LEARNING TECHNOLOGY ADVISORY COMMITTEE MEETING
Academic and Health Affairs/Digital Learning
1200 E. Anderson Lane, Austin, Texas 78752

Learning Technology Advisory Committee

December 17, 2021

10:00 AM – 2:30 PM

This meeting was held via video conference.

Members present: Justin Louder- Chair, Patrick Pluscht- Co-chair, Luke Dowden, Alicia Jones, Janet Kamps, Joyce Langenegger, Sarah Lee, Elizabeth Rodriguez, Timothy L. Snyder, Lydia Tena, Julie Delello, Rolando Garza, Michelle Giles, Pamela Morgan, Charlene Stubblefield, Yun Wan, Megan Weatherly, Jacqueline Mok, Janet Southerland

Members absent: Glynnis Gains, Mary Gentry, Ruth Cubas-Chisum, Erin Warham

Staff present: Michelle Singh, Kyla Torre, Maryanne Maddoux, Amy Zandy, Andrew Lofters, Jessica Acton, Lori Fey

Guests: Dr. Fethi Inan (Texas Tech University), Dr. Bret Hendricks (Texas Tech University), Dr. Kamau Siwatu (Texas Tech University), Dr. Stephanie Jones (Texas Tech University), Dr. Valerie Paton (Texas Tech University), Dr. Holly Hansen-Thomas (Texas Woman's University), Dr. Jennifer Martin (Texas Woman's University), Dr. Lisa Huffman (Texas Woman's University), Dr. Sharla Snider (Texas Woman's University), Dr. Amy Burke (Texas Woman's University), Dr. Daniella G. Varela (Texas A&M University-Kingsville), Dr. Kelly Hall (Texas A&M University-Kingsville), Dr. Linda Chaloo (Texas A&M University-Kingsville)

Summary Notes

1. Welcome, introductions, and remarks

Dr. Justin Louder called the meeting to order. A quorum was met for this committee meeting.

2. Consideration of summary notes from the October 1, 2021 meeting

Dr. Justin Louder asked if there were any comments, questions, or corrections needed.

A motion for approval was made by Dr. Jacqueline Mok. The motion was seconded by Dr. Lydia Tena. The motion passed unanimously.

3. Discussion of the distance education delivery of Texas Tech University's existing Doctor of Education (EDD) degree with a program in Instructional Technology, based on the LTAC's assessment of the application's compliance with THECB distance education rules and policy - Doctoral Proposal Subcommittee members/Institutional Representatives-

Dr. Jacqueline Mok presented this item and was available for questions. The Texas Tech University representatives Dr. Fethi Inan, Dr. Bret Hendricks, and Dr. Justin Louder were also available for questions.

4. Consideration and possible action to recommend for approval of the distance education delivery of Texas Tech University's existing Doctor of Education (EDD) degree with a program in Instructional Technology, based on the LTAC's assessment of the application's compliance with THECB distance education rules and policy

Dr. Justin Louder requested it be noted that he recused himself from the vote.

A motion for approval was made by Dr. Jacqueline Mok as a recommendation from the Doctoral Proposal Subcommittee. The motion passed unanimously.

5. Discussion of the distance education delivery of Texas Tech University's existing Doctor of Philosophy (PHD) degree with a program in Educational Psychology, based on the LTAC's assessment of the application's compliance with THECB distance education rules and policy - Doctoral Proposal Subcommittee members/Institutional Representatives

Dr. Jacqueline Mok presented this item and was available for questions. The Texas Tech University representatives Dr. Kamau Siwatu, Dr. Bret Hendricks, and Dr. Justin Louder were also available for questions.

6. Consideration and possible action to recommend for approval of the distance education delivery of Texas Tech University's existing Doctor of Philosophy (PHD) degree with a program in Educational Psychology, based on the LTAC's assessment of the application's compliance with THECB distance education rules and policy

Dr. Justin Louder requested it be noted that he recused himself from the vote.

A motion for approval was made by Dr. Jacqueline Mok as a recommendation from the Doctoral Proposal Subcommittee. The motion passed unanimously.

7. Discussion of the distance education delivery of Texas Tech University's existing Doctor of Philosophy (PHD) degree with a program in Higher Education, based on the LTAC's assessment of the application's compliance with THECB distance education rules and policy - Doctoral Proposal Subcommittee members/Institutional Representatives

Dr. Jacqueline Mok presented this item and was available for questions. The Texas Tech University representatives Dr. Stephanie Jones, Dr. Valerie Paton, Dr. Kamau Siwatu, Dr. Bret Hendricks, and Dr. Justin Louder were also available for questions.

8. Consideration and possible action to recommend for approval of the distance education delivery of Texas Tech University's existing Doctor of Philosophy (PHD) degree with a program in Higher Education, based on the LTAC's assessment of the application's compliance with THECB distance education rules and policy

Dr. Justin Louder requested it be noted that he recused himself from the vote.

A motion for approval was made by Dr. Jacqueline Mok as a recommendation from the Doctoral Proposal Subcommittee. The motion passed unanimously.

9. Discussion of the distance education delivery of Texas Woman's University's existing Doctor of Philosophy (PHD) degree with a program in Reading Education, based on the LTAC's assessment of the application's compliance with THECB distance education rules and policy - Doctoral Proposal Subcommittee Members/Institutional Representatives

Dr. Jacqueline Mok presented this item and was available for questions. Texas Woman's University representatives Dr. Holly Hansen-Thomas, Dr. Jennifer, Dr. Lisa, Dr. Sharla Snider, Dr. Amy Burke, and Dr. Daniella G. Varela were also available for questions.

10. Consideration and possible action to recommend for approval of the distance education delivery of Texas Woman's University's existing Doctor of Philosophy (PHD) degree with a program in Reading Education, based on the LTAC's assessment of the application's compliance with THECB distance education rules and policy

A motion for approval was made by Dr. Jacqueline Mok as a recommendation from the Doctoral Proposal Subcommittee. The motion passed unanimously.

11. Discussion of the distance education delivery of Texas A&M University-Kingsville's existing Doctor of Education (EDD) degree with a program In Educational Leadership, based on the LTAC's assessment of the application's compliance with THECB distance education rules and policy - Doctoral Proposal Subcommittee Members/Institutional Representatives

Dr. Jacqueline Mok presented this item and was available for questions. Texas A&M University-Kingsville representatives Dr. Daniella G. Varela, Dr. Kelly Hall, and Dr. Linda Chaloo were also available for questions.

12. Consideration and possible action to recommend for approval of the distance education delivery of Texas A&M University-Kingsville's existing Doctor of Education (EDD) degree with a program in Educational Leadership, based on the LTAC's assessment of the application's compliance with THECB distance education rules and policy

Dr. Rolando Garza requested it be noted that he recused himself from the vote.

A motion for approval was made by Dr. Jacqueline Mok as a recommendation from the Doctoral Proposal Subcommittee. The motion passed unanimously.

The committee took a ten-minute break from 11:20am – 11:30am.

13. THECB Updates -

- a) Data Modernization Initiative

Ms. Lori Fey presented this item and was available for questions.

- b) Legislative Update

Dr. Kylah Torre presented this item and was available for questions.

- c) Community College Baccalaureate Degrees

Ms. Jessica Acton presented this item and was available for questions.

- d) Formula Funding

Dr. Andrew Lofters presented this item and was available for questions.

- e) Digital Learning

Dr. Kylah Torre presented this item and was available for questions.

- f) Distance Education Reporting Grace Period and Communication Plan

Dr. Andrew Lofters presented this item and was available for questions.

g) State Authorization Reciprocity Agreements (SARA) & 21st Century Guidelines

Ms. Jessica Acton presented this item and was available for questions.

14. Consideration and possible action to approve the recommendations resulting from THECB Updates

Dr. Justin Louder presented the item. Pamela Morgan made a motion that LTAC provide a resolution to Coordinating Board staff expressing a desire to participate and provide input in discussions regarding Formula Funding and Distance Education.

Dr. Mok seconded the motion. Dr. Luke Dowden abstained from the vote. The motion passed unanimously

15. Definitions and Standards Regarding Distance Education

Mr. Patrick Pluscht presented this item and was available for questions. Dr. Justin Louder provided an update from the Program Approval Workgroup's last meeting.

16. Workgroup Sessions and Lunch – 12:45 pm -1:50 pm

17. Workgroup Session Reports

Dr. Charlene Stubblefield provided a report from the Open Educational Resources (OER) Subcommittee.

Dr. Jacqueline Mok provided a report from the Distance Education Doctoral Proposal Subcommittee.

Dr. Patrick Pluscht provided a report from the Distance Education Research and Data Analysis Subcommittee.

18. Consideration and possible action to approve the recommendations resulting from Workgroup Session Reports

Dr. Justin Louder asked the committee if there were any recommendations resulting from workgroups sessions. Dr. Justin Louder stated there were no recommendations.

19. Discussion of Future Agenda Items and Meeting Dates

The committee discussed future meeting dates for late February and early March.

Dr. Justin Louder stated future agenda items would include THECB updates, Doctoral program considerations, a report from the Definitions and Standards subcommittee, a report on the Distance Education Survey data, and Workgroup breakouts and reports. A possible additional item would be an update on Formula Funding.

Dr. Justin Louder confirmed the committee would continue to meet following the hybrid format.

20. Adjournment

On a motion by Dr. Justin Louder and seconded by Charlene Stubblefield the Committee adjourned at 2:17 pm. The motion passed unanimously.

TEXAS HIGHER EDUCATION COORDINATING BOARD
LEARNING TECHNOLOGY ADVISORY COMMITTEE MEETING
Academic and Health Affairs/Digital Learning
1200 E. Anderson Lane, Austin, Texas 78752

Learning Technology Advisory Committee

March 4, 2022

10:00 AM – 2:30 PM

This meeting was held via video conference.

Members present: Justin Louder- Chair, Patrick Pluscht- Co-chair, Luke Dowden, Mary Gentry, Alicia Jones, Janet Kamps, Joyce Langenegger, Sarah Lee, Elizabeth Rodriguez, Timothy L. Snyder, Lydia Tena, Ruth Cubas-Chisum, Julie Delello, Rolando Garza, Michelle Giles, Pamela Morgan, Charlene Stubblefield, Yun Wan, Jacqueline Mok, Janet Southerland

Members absent: Glynnis Gains, Megan Weatherly, Erin Warham, Yvette Mendoza

Staff present: Michelle Singh, Kylah Torre, Maryanne Maddoux, Sally Hughes, Andrew Lofters, Jessica Acton, Melissa Henderson, and Amy Zandy

Guests: Dr. Guy Loneragan (Texas Tech University) and Dr. Darryl James (Texas Tech University)

Summary Notes

1. Welcome, introductions, and remarks

Dr. Justin Louder called the meeting to order. A quorum was met for this committee meeting.

2. Consideration of summary notes from the December 17, 2021 meeting

Dr. Justin Louder asked if there were any comments, questions, or corrections needed.

Dr. Justin Louder noted the summary notes need to be updated to reflect if Mary Gentry was in attendance.

A motion to approve the summary with the noted modification was made by Dr. Janet Southerland. The motion was seconded by Dr. Lydia Tena. The motion passed unanimously.

3. Discussion of the distance education delivery of Texas Tech University's new Doctor of Philosophy (PHD) degree with a program in One Health Sciences, based on the LTAC's assessment of the application's compliance with THECB distance education rules and policy - Doctoral Proposal Subcommittee members/Institutional Representatives-

Dr. Jacqueline Mok presented this item and was available for questions. The Texas Tech University representatives Dr. Guy Loneragan, Dr. Darryl James, and Dr. Justin Louder were also available for questions.

4. Consideration and possible action to recommend for approval of the distance education delivery of Texas Tech University's new Doctor of Philosophy (PHD) degree with a program in One Health

Sciences, based on the LTAC's assessment of the application's compliance with THECB distance education rules and policy

Dr. Justin Louder requested it be noted that he recused himself from the vote.

A motion for approval was made by Dr. Jacqueline Mok as a recommendation from the Doctoral Proposal Subcommittee. The motion passed unanimously.

5. THECB Updates -

a) Building a Talent Strong Texas Strategic Plan

Ms. Melissa Henderson presented this item and was available for questions

b) Community College Baccalaureate Degrees

Ms. Jessica Acton presented this item and was available for questions

c) State Authorization Reciprocity Agreements (SARA)

Ms. Jessica Acton presented this item and was available for questions

d) Digital Learning

Dr. Kyla Torre presented this item and was available for questions

The committee took a ten-minute break from 11:10am – 11:20am.

Dr. Justin Louder continued with Item 5(d). Dr. Kyla Torre introduced Dr. Sally Hughes, Dr. Maryanne Maddoux, and Dr. Liz Tolman as the new Program Directors for the Division of Digital Learning.

6. 2021 Institutional Distance Learning and Learning Technologies Survey Results

Mr. Patrick Pluscht presented the item and was available for questions.

7. Definitions and Standards Regarding Distance Education

Mr. Patrick Pluscht presented this item and was available for questions.

8. Workgroup Sessions and Lunch – 12:45 pm -1:50 pm

9. Workgroup Session Reports

Dr. Andrew Lofters provided a report from the Distance Education Doctoral Proposal Subcommittee.

Mr. Patrick Pluscht provided a report from the Distance Education Research and Data Analysis Subcommittee.

Dr. Rolando Garza and Ms. Charlene Stubblefield provided a report from the Open Educational Resources (OER) Subcommittee.

10. Discussion of Future Agenda Items and Meeting Dates

The committee discussed future meeting dates for late May and early June.

Mr. Patrick Pluscht made a future agenda item recommendation that THECB updates be distributed to Digital Learning administrators and practitioners in Texas.

Dr. Jacqueline Mok made a future agenda item recommendation that the THECB Marketing Division team make a presentation at the next LTAC meeting. She also recommended that the LTAC Teams group be considered as a means of communication for the committee.

Dr. Justin Louder stated future agenda items would include THECB updates, doctoral program considerations, a report from the Definitions and Standards subcommittee, a report on the Distance Education Survey data, and workgroup breakouts and reports. A possible additional item would be an update on formula funding.

Dr. Justin Louder confirmed the committee would continue to meet following the hybrid format.

11. Adjournment

On a motion by Ms. Charlene Stubblefield and seconded by Ms. Janet Kamp the Committee adjourned at 1:06 pm. The motion passed unanimously.

TEXAS HIGHER EDUCATION COORDINATING BOARD
LEARNING TECHNOLOGY ADVISORY COMMITTEE MEETING
Academic and Health Affairs/Digital Learning
1200 E. Anderson Lane, Austin, Texas 78752

Learning Technology Advisory Committee

May 27, 2022

10:00 AM – 2:30 PM

This meeting was held via video conference.

Members present: Justin Louder- Chair, Patrick Pluscht- Co-chair, Luke Dowden, Mary Gentry, Alicia Jones, Janet Kamps, Joyce Langenegger, Sarah Lee, Elizabeth Rodriguez, Timothy L. Snyder, Lydia Tena, Ruth Cubas-Chisum, Julie Delello, Rolando Garza, Michelle Giles, Charlene Stubblefield, Yun Wan, Megan Weatherly, Janet Southerland

Members absent: Glynnis Gains, Pamela Morgan, Jacqueline Mok, Erin Warham, and Yvette Mendoza

Staff present: Michelle Singh, Kylah Torre, Maryanne Maddoux, Sally Hughes, Andrew Lofters, Elizabeth Mayer, and Amy Zandy

Guests: Julie Schell (UT-Austin), Patricia Roller (Vidlet), and Judith Sebesta (DigiTex)

Summary Notes

1. Welcome, introductions, and remarks

Dr. Justin Louder called the meeting to order. A quorum was met for this committee meeting.

2. Consideration of summary notes from the March 4, 2022 meeting

Dr. Justin Louder asked if there were any comments, questions, or corrections needed.

Ms. Charlene Stubblefield noted the summary notes need to be updated to reflect her correct title of Ms. as a PhD has not yet been obtained.

A motion to approve the summary with the noted modification was made by Dr. Janet Southerland. The motion was seconded by Dr. Lydia Tena. The motion passed unanimously.

3. THECB Updates -

a) Community College Baccalaureate Degrees

Ms. Elizabeth Mayer presented this item and was available for questions

b) State Authorization Reciprocity Agreements (SARA)

Ms. Elizabeth Mayer presented this item and was available for questions

c) Digital Learning

Dr. Kylah Torre presented this item and was available for questions. Guest speaker Elizabeth Mayer (THECB) provided an update on the Program Approval Process. Guest speakers Dr. Julie Schell (UT-Austin) and Patricia Roller (Vidlet) provided updates regarding the Digital Learning Research project with UT Austin. Dr. Judith Sebesta (DigiTex) provided an update on the 2021 OER Landscape Survey Analysis.

The committee took a ten-minute break from 11:11am – 11:21am.

4. 2021 Institutional Distance Learning and Learning Technologies Survey Results

Mr. Patrick Pluscht presented the item and was available for questions.

5. Definitions and Standards Regarding Distance Education

Mr. Patrick Pluscht presented this item and was available for questions.

6. Workgroup Sessions and Lunch – 11:42 am -12:30 pm

7. Workgroup Session Reports

Dr. Andrew Lofters provided a report from the Distance Education Doctoral Proposal Subcommittee.

Dr. Rolando Garza provided a report from the Open Educational Resources (OER) Subcommittee.

Mr. Patrick Pluscht provided a report from the Distance Education Research and Data Analysis Subcommittee.

8. Discussion of Future Agenda Items and Meeting Dates

The committee discussed future meeting dates for late August and early September. Dr. Justin Lauder added there could be a potential special called meeting in early August.

Dr. Justin Louder stated future agenda items would include THECB updates, doctoral program considerations, a report from the Definitions and Standards subcommittee, a report on the Distance Education Survey data, and workgroup breakouts and reports.

Dr. Justin Louder made a future agenda item recommendation that Elizabeth Mayer be included in future LTAC updates.

Dr. Justin Louder recommended the future agenda items from the last Committee meeting that were left off the agenda for this meeting be included in the next meeting agenda. Those items were:

- A future agenda item recommendation that THECB updates be distributed to Digital Learning administrators and practitioners in Texas.
- A future agenda item recommendation that the THECB Marketing Division team make a presentation at the next LTAC meeting. It was also recommended that the LTAC Teams group be considered as a means of communication for the committee.

Ms. Charlene Stubblefield made a future agenda item recommendation of a discussion on LTAC's expertise in marketing and communication with external constituencies and groups

Dr. Luke Dowden made a future agenda item recommendation to include a discussion regarding Talent Strong Texas including what is and is not included in a credential of value, and why. He also suggested that Andrew Hanson, Senior Director of Research at Strada be invited as a guest speaker.

9. Adjournment

On a motion by Dr. Janet Southerland and seconded by Patrick Pluscht the Committee adjourned at 1:05 pm. The motion passed unanimously.

AGENDA ITEM XI-I

Consideration and possible action to adopt the report on the effectiveness of the Open Educational Resources Grant Program (General Appropriations Act, SB 1, 87th Texas Legislature, Regular Session, Rider 49)

RECOMMENDATION: Approval

Background Information:

The Open Educational Resources Grant Program was designed to incentivize faculty at Texas institutions of higher education to adopt, modify, redesign, or develop courses that use only open educational resources (OER). Funds were allocated for the OER Grant program during the 85th legislature in 2017 and an initial round of grants was awarded in 2018. Additional funds were provided by the 86th Texas Legislature in 2019 and a second round of grants was awarded in 2020. This report details the administration of the competitive grant program and provides initial information about cost savings for students from the use of OER by faculty grantees as well as the number of students served by the first and second rounds of grants (awarded in 2018 and 2020).

Rider 49, 87th Texas Legislature, Regular Session, mandates that the THECB report information regarding the effectiveness of the OER Grant Program to the Legislative Budget Board and governor's office by October 1 of each year. That report contains: (1) the total number of grants distributed under the program; (2) the number of students who completed a course adopted, modified, redesigned, or developed under the program; (3) an estimate of the total amount of money saved by students due to the use of OER in courses adopted, modified, redesigned, or developed under the program; (4) a list of any subject areas that would benefit from the adoption, modification, or development of OER; and (5) recommendations on future steps for adopting, modifying, or developing OER.

The THECB report is provided under separate cover.

Dr. Michelle Singh, Assistant Commissioner for Digital Learning, will present this item and be available to answer questions.

AGENDA ITEM XI-J

Consideration and possible action to adopt the report on the Fiscal Year 2022 annual review of the Autism Grant Program

Recommendation: Approval

Background Information:

In 2015, the 84th Texas Legislature established the Autism Grant Program (AGP). Since that time, the Texas Legislature continues to support the program and directed the Texas Higher Education Coordinating Board (THECB) to award grants to autism research centers at Texas public and independent institutions of higher education through the General Appropriation Act. For the three previous biennia, the appropriation was \$8.1 million, and for the 87th Texas Legislative session, the program was appropriated \$7.41 million.

The program provides competitively awarded grants to support autism spectrum disorder (ASD) research and to expand treatments for children with ASD. Projects are funded in three award categories: 1) Parent-directed Treatment methods; 2) Board Certified Behavior Analyst Training for teachers/paraprofessionals; and 3) Research, Development, and Evaluation of Innovative Autism Treatment Models.

The Appropriation Act requires that the THECB collect data on the projects and submit an annual report on the effectiveness of each project, including the number of children served, the number of parents and/or teachers/paraprofessionals trained, and the results of the research on innovative treatment models. The report is required to be submitted no later than September 1 of each year to the Legislative Budget Board, Office of the Governor, the chair of the House Appropriations Committee, chair of the Senate Finance Committee, speaker of the House, and lieutenant governor.

The fiscal year 2022 annual report is provided under separate cover.

Elizabeth Mayer, Assistant Commissioner for Academic and Health Affairs will present this item and be available to answer questions.

AGENDA ITEM XI-K

Consideration and possible action to adopt the report relating to the feasibility of establishing a religious studies program at Texas Southern University, implementing Texas Education Code, § 61.06695

RECOMMENDATION: Approval

Background Information:

House Bill (HB) 981 passed by the 87th Texas Legislature, Regular Session, required the Texas Higher Education Coordinating Board (THECB) to conduct a study on the feasibility of establishing a religious studies program that offers bachelor's, master's, and doctoral degrees at Texas Southern University (TSU). Not later than December 1, 2022, the board shall submit to each legislative standing committee with primary jurisdiction over higher education and the board of regents of Texas Southern University a report on the results of the study. This report satisfies that legislative directive.

Recommendation

The THECB staff recommends that TSU begin working on the planning notification for a new doctoral program in religious studies to begin the process of fulfilling HB 981.

The full report is provided under a separate cover.

Elizabeth Mayer, Assistant Commissioner for Academic and Health Affairs, will present this item and be available to answer questions. In addition, Dr. Greg Maddox, Dean of TSU Graduate School, will be available to answer any questions.

AGENDA ITEM XI-L

Report on Total Research Expenditures

RECOMMENDATION: No action required

Background Information:

Texas Education Code (TEC), Section 61.0662, requires the Coordinating Board to maintain an inventory of all institutional and programmatic research activities being conducted by all public institutions of higher education. Each year, Texas public institutions of higher education report research and development (R&D) expenditures in the Research Expenditure Survey. The survey establishes total R&D expenditures for each institution by research field and areas of special interest, both accounted by funding source. The survey includes a Research Expenditure Survey, specific definition of R&D, and reporting guidelines for R&D activities. Coordinating Board staff also works with the Independent Colleges and Universities of Texas (ICUT) to obtain research expenditure data from Texas independent nonprofit colleges and universities. While ICUT institutions are provided the opportunity to submit research expenditure data, they are not required to report.

Texas Administrative Code, Section 13.304 requires the Board to post a report of total research expenditures of all public institutions of higher education on its website. Staff is providing the Board the updated FY 2021 Total Research Expenditures report for review before posting the information to the agency website. This is an informational item only and no Board action is required.

Elizabeth Mayer, Assistant Commissioner for Academic and Health Affairs, will present this item and be available to answer questions.

FY 2021 Total Research Expenditures

AGENDA ITEM XI-L

Institution	Federal	State and Local Appropriations	State and Local Contracts & Grants	Institution Resources	Private For-Profit	Private Non-Profit	Total
Updated: June 23, 2022							
Public - Universities							
Angelo State University	\$20,011	\$427,074	\$216,471	\$0	\$39,222	\$202,675	\$905,453
Lamar University	\$1,833,086	\$18,632	\$76,622	\$55,570	\$541,258	\$438,115	\$2,963,282
Midwestern State University	\$735,410	\$0	\$50,669	\$0	\$0	\$67,095	\$853,174
Prairie View A&M University	\$9,551,787	\$3,980,501	\$60,547	\$3,356,813	\$130,039	\$439,075	\$17,518,762
Sam Houston State University	\$5,551,323	\$0	\$225,302	\$4,985,544	\$46,202	\$418,672	\$11,227,043
Stephen F. Austin State University	\$1,056,639	\$1,003,297	\$348,332	\$1,162,121	\$13,357	\$398,848	\$3,982,594
Sul Ross State University	\$246,716	\$507,363	\$219,004	\$92,575	\$0	\$782,134	\$1,847,792
Tarleton State University	\$5,357,881	\$6,074,978	\$837,805	\$3,181,161	\$266,142	\$813,211	\$16,531,178
Texas A&M International University	\$1,278,721	\$805,033	\$0	\$407,670	\$50,257	\$684,374	\$3,226,055
Texas A&M University (including Extension Services, System)	\$486,108,925	\$115,557,369	\$50,537,757	\$192,333,673	\$35,455,511	\$73,576,150	\$953,569,385
Texas A&M University-Central Texas	\$652,800	\$0	\$126,281	\$431,751	\$20,933	\$7,772	\$1,239,537
Texas A&M University-Commerce	\$1,135,585	\$0	\$50,274	\$2,021,431	\$31,521	\$48,226	\$3,287,037
Texas A&M University-Corpus Christi	\$10,964,976	\$4,767,081	\$3,748,926	\$3,340,335	\$4,980,497	\$606,215	\$28,408,030
Texas A&M University at Galveston	\$2,390,646	\$980,596	\$2,375,689	\$1,571,968	\$62,414	\$231,369	\$7,612,682
Texas A&M University-Kingsville	\$9,265,032	\$4,160,644	\$738,529	\$1,033,876	\$424,233	\$5,645,027	\$21,267,341
Texas A&M University-San Antonio	\$84,142	\$0	\$74,471	\$28,995	\$0	\$92,834	\$280,442
Texas A&M University-Texarkana	\$0	\$766	\$0	\$7,636	\$0	\$33,049	\$41,451
Texas Southern University	\$3,058,028	\$0	\$603,848	\$553,572	\$0	\$102,430	\$4,317,878
Texas State University	\$31,116,056	\$20,194,233	\$3,949,505	\$11,598,271	\$764,565	\$4,887,712	\$72,510,342
Texas Tech University	\$33,937,567	\$88,723,610	\$5,515,858	\$35,634,772	\$12,224,410	\$15,258,947	\$191,295,164
Texas Woman's University	\$1,513,645	\$1,845,044	\$8,747	\$623,168	\$74,607	\$607,737	\$4,672,948
The University of Texas at Arlington	\$46,277,261	\$13,775,702	\$4,306,545	\$43,150,093	\$5,374,079	\$4,529,134	\$117,412,814
The University of Texas at Austin	\$480,234,303	\$18,858,198	\$28,595,142	\$63,799,803	\$70,073,822	\$37,724,956	\$699,286,224
The University of Texas at Dallas	\$58,248,830	\$8,472,783	\$2,591,829	\$29,308,591	\$6,581,006	\$17,622,410	\$122,825,449
The University of Texas at El Paso	\$45,849,015	\$34,422,222	\$3,731,916	\$11,849,836	\$1,106,648	\$9,634,642	\$106,594,279
The University of Texas at San Antonio	\$42,951,983	\$50,611,819	\$3,564,138	\$25,286,813	\$5,397,299	\$12,253,311	\$140,065,363
The University of Texas at Tyler	\$884,503	\$90,757	\$62,242	\$813,475	\$58,183	\$474,752	\$2,383,912
The University of Texas at Permian Basin	\$1,762,152	\$251,547	\$207,874	\$521,668	\$54,057	\$706,369	\$3,503,667
The University of Texas Rio Grande Valley	\$8,443,132	\$1,010,014	\$1,465,667	\$19,869,509	\$202,613	\$493,737	\$31,484,672
University of Houston	\$77,488,632	\$23,263,446	\$12,267,162	\$48,343,828	\$9,595,811	\$8,630,066	\$179,588,945

AGENDA ITEM XI-L

Institution	Federal	State and Local Appropriations	State and Local Contracts & Grants	Institution Resources	Private For-Profit	Private Non-Profit	Total
Updated: June 23, 2022							
University of Houston Clear Lake	\$865,046	\$436,672	\$331,290	(\$43,707)	\$106,923	\$44,480	\$1,740,704
University of Houston Downtown	\$1,169,480	\$241,704	\$17,185	\$245,047	\$108,188	\$258,711	\$2,040,315
University of Houston Victoria	\$15,727	\$0	\$0	\$0	\$61,948	\$0	\$77,675
University of North Texas	\$18,712,198	\$5,768,555	\$687,817	\$51,001,116	\$3,133,415	\$852,174	\$80,155,275
University of North Texas at Dallas	\$52,633	\$0	\$0	\$60,604	\$0	\$2,368	\$115,605
West Texas A&M University	\$2,602,967	\$5,142,909	\$228,231	\$947,723	\$831,559	\$31,007	\$9,784,396
Total for Public - Universities	\$1,391,416,838	\$411,392,549	\$127,821,675	\$557,575,301	\$157,810,719	\$198,599,784	\$2,844,616,865
Public - Health-Related							
Sam Houston State University College of Osteopathic Medicine	\$168,651	\$0	\$0	\$195,651	\$0	\$0	\$364,302
Texas A&M University Health Science Center	\$164,269,538	\$16,551,475	\$11,417,381	\$19,189,300	\$21,742,013	\$7,236,160	\$240,405,867
Texas Tech University Health Sciences Center	\$12,148,230	\$13,392,169	\$3,304,823	\$7,957,137	\$382,632	\$4,322,191	\$41,507,182
Texas Tech University Health Sciences Center-El Paso	\$1,830,532	\$4,938,851	\$2,828,688	\$816,519	\$392,516	\$243,586	\$11,050,692
The University of Texas at Austin Dell Medical School	\$11,553,523	\$1,567,793	\$2,380,954	\$10,701,539	\$6,145,478	\$4,739,026	\$37,088,313
The University of Texas Health Science Center at Houston	\$165,138,599	\$23,849,523	\$15,626,222	\$27,661,607	\$16,375,127	\$37,177,940	\$285,829,018
The University of Texas Health Science Center at San Antonio	\$113,672,960	\$16,182,719	\$8,926,979	\$28,116,370	\$17,840,481	\$18,597,290	\$203,336,799
The University of Texas Health Science Center at Tyler	\$12,007,190	\$1,639,415	\$5,245,052	\$1,302,168	\$110,769	\$5,380,763	\$25,685,357
The University of Texas M.D. Anderson Cancer Center	\$217,073,480	\$247,560,773	\$45,763,927	\$129,925,449	\$211,848,698	\$169,445,250	\$1,021,617,577
The University of Texas Medical Branch at Galveston	\$118,123,367	\$805,580	\$6,934,428	\$15,313,683	\$8,423,640	\$11,972,295	\$161,572,993
UTRGV School of Medicine	\$4,575,464	\$3,992,934	\$536,514	\$5,233,349	\$59,429	\$8,416,272	\$22,813,962
The University of Texas Southwestern Medical Center	\$261,693,498	\$21,651,403	\$46,455,138	\$47,330,243	\$46,941,495	\$130,309,695	\$554,381,472
University of Houston College of Medicine	\$431,498	\$1,421	\$0	\$0	\$83,294	\$199,148	\$715,361
Total for Public - Health-Related	\$1,082,686,530	\$352,134,056	\$149,420,106	\$293,743,015	\$330,345,572	\$398,039,616	\$2,606,368,895
Independent - Universities							
Abilene Christian University	\$864,583	\$0	\$0	\$248,947	\$3,955,567	\$48,186	\$5,117,283
Austin College	\$85,097	\$0	\$0	\$114,743	\$0	\$101,735	\$301,575
Baylor University	\$11,025,050	\$0	\$1,741,462	\$25,892,654	\$3,115,705	\$4,674,772	\$46,449,643
Jarvis Christian College	\$102,088	\$0	\$0	\$0	\$0	\$0	\$102,088
LeTourneau University	\$217,347	\$0	\$0	\$56,878	\$29,505	\$42,404	\$346,134

AGENDA ITEM XI-L

Institution	Federal	State and Local Appropriations	State and Local Contracts & Grants	Institution Resources	Private For-Profit	Private Non-Profit	Total
Updated: June 23, 2022							
McMurry University	\$48,473	\$0	\$0	\$0	\$0	\$29,993	\$78,466
Rice University	\$95,648,379	\$0	\$7,668,411	\$65,732,888	\$7,122,815	\$31,231,493	\$207,403,986
Southern Methodist University	\$17,662,118	\$0	\$271,924	\$13,122,390	\$1,886,145	\$3,098,289	\$36,040,866
Southwestern University	\$0	\$0	\$0	\$0	\$0	\$73,286	\$73,286
St. Edward's University	\$1,051,729	\$0	\$14,204	\$34,000	\$8,017	\$131,067	\$1,239,017
St. Mary's University	\$0	\$0	\$0	\$773,839	\$0	\$0	\$773,839
Texas Christian University	\$4,124,946	\$0	\$1,057,626	\$1,483,918	\$145,970	\$2,429,988	\$9,242,448
Texas Lutheran University	\$95,821	\$0	\$0	\$1,520	\$6,738	\$37,963	\$142,042
Trinity University	\$1,308,495	\$0	\$31,085	\$812,095	\$5,000	\$989,081	\$3,145,756
Wayland Baptist University	\$0	\$0	\$0	\$7,583	\$8,899	\$1,173	\$17,655
Total for Independent - Universities	\$132,234,126	\$0	\$10,784,712	\$108,281,455	\$16,284,361	\$42,889,430	\$310,474,084
Independent - Health-Related							
Baylor College of Medicine	\$365,471,704	\$3,750,832	\$30,696,143	\$198,397,153	\$29,464,805	\$48,513,428	\$676,294,065
Total for Independent - Health-Related	\$365,471,704	\$3,750,832	\$30,696,143	\$198,397,153	\$29,464,805	\$48,513,428	\$676,294,065
Total for All Universities	\$1,523,650,964	\$411,392,549	\$138,606,387	\$665,856,756	\$174,095,080	\$241,489,214	\$3,155,090,949
Total for All Health-Related Institutions	\$1,448,158,234	\$355,884,888	\$180,116,249	\$492,140,168	\$359,810,377	\$446,553,044	\$3,282,662,960
Overall Total	\$2,971,809,198	\$767,277,437	\$318,722,636	\$1,157,996,924	\$533,905,457	\$688,042,258	\$6,437,753,909

AGENDA ITEM XI-M

Consideration and possible action to appoint a student representative to the ApplyTexas Advisory Committee

RECOMMENDATION: Approval

Background Information:

Texas Education Code, Section 61.071, directs the Texas Higher Education Coordinating Board (THECB) to appoint student representatives to various advisory committees. This agenda item relates to the appointment of a student representative to the ApplyTexas Advisory Committee (ATAC).

On September 3, 2021, the commissioner notified Texas institutions of higher education of these opportunities and provided the information required to solicit nominees. The nomination process began on September 3, 2021, and ended December 1, 2021. The term of membership for a student member of the ATAC starts June 1, 2022, and ends May 31, 2024.

THECB staff received applications from two-year and four-year public institutions of higher education. Applicants were reviewed to ensure they first met the minimum criteria and then were further evaluated based on the following criteria:

- Academic achievement
- Community and school service
- Work or internship experience
- General commitment to higher education issues

A review committee, composed of staff who directly support the advisory committee, identified a finalist.

Finalist: Priscilla A. Garza

Ms. Garza is pursuing her BS in Nursing at The University of Texas Rio Grande Valley.

The ATAC discusses and votes on changes that may be needed to the state common admission applications for the upcoming academic year. The committee also focuses on additional initiatives to strengthen student participation in and access to higher education.

Laura Brennan, Assistant Commissioner for College and Career Advising, will be available to answer questions.

AGENDA ITEM XI- N (1)

Consideration and possible action to appoint members to the Learning Technology Advisory Committee

RECOMMENDATION: Approval

Background Information:

Texas Higher Education Coordinating Board (THECB) staff requests member appointments for the Learning Technology Advisory Committee (LTAC). In accordance with Coordinating Board Rules, Chapter 1, Subchapter O, Rule 1.185, the LTAC provides the Board of the THECB with advice and recommendations regarding the role that learning technology plays in Texas higher education.

The LTAC consists of 24 members with experience in distance education in higher education. Members represent Texas public universities (10 members), public community colleges (10 members), health-related institutions (2 members), independent institutions (1 member), and one student representative. The committee meets four to six times per year, including teleconferences, to consider distance education doctoral programs and other learning technology matters.

Members serve staggered, three-year terms. The terms of chairs and co-chairs (if applicable) are two years dating from their election. Membership positions are selected with consideration given to type of institution, geographic location, administrative representation, and ethnic and gender composition. Staff recommends six total appointments for members, two reappointments and four new member appointments.

Nominees' current positions and highest degrees awarded:

Jeffery Freels, Director of Academic Policy and Compliance, The University of Texas at Austin
PhD in Higher Education, George Mason University

Robert Greene, Executive Director, Lone Star College System
EdD in Educational Leadership, University of North Florida

Poonum Kumar, Associate Provost for Digital Learning, Lamar University
PhD in Instruction and Curriculum Leadership, The University of Memphis

Justin Louder, (renominated) Associate Vice Provost for eLearning and Academic Partnerships, Texas Tech University
EdD in Educational Instructional Technology, Texas Tech University

Patrick Pluscht, (renominated) Executive Director, DSI Digital Growth, University of North Texas

MA in Telecommunication and Film, University of Alabama

Niki Whiteside, Assistant Vice Chancellor for Instructional Innovation and Support, San Jacinto College District

MA in Human Resource Management and Personnel Administration, Texas A&M University

Dr. Michelle Singh, Assistant Commissioner for Digital Learning, will be available to answer questions.

AGENDA ITEM XI-N (2)

Consideration and possible action to appoint members to the Workforce Education Course Manual (WECM) Advisory Committee

RECOMMENDATION: Approval

Background Information:

Texas Higher Education Coordinating Board (THECB) staff requests appointment of individuals to the Workforce Education Course Manual (WECM) Advisory Committee, in accordance with Coordinating Board Rules, Chapter 1, Subchapter T, Rule 1.220. The committee is charged with providing the Board with advice regarding content, structure, currency, and presentation of the Workforce Education Course Manual and its courses; recommendations regarding field engagement in processes, maintenance, and use of the WECM; and assistance in reviewing state policies, procedures, and guidelines. Tasks assigned to the WECM Advisory Committee include the addition of courses to the WECM; the deletion of courses from the WECM; the revision of courses in the WECM; the review of local need course submissions; and other activities necessary for the maintenance of the WECM.

The nominated individuals are representatives from public community, state, and technical colleges, as defined in Texas Education Code, Section 61.03. A brief summary of the nominees' academic credentials follows:

Linda Earwood, Associate Professor of Nurse Education, Del Mar College
Doctor of Nursing Practice, American Sentinel University, Waterbury, CT

Jeffrey Parks, Dean of Professional, Technical and Human Performance, Alvin Community College
Master of Science, Human Resource Development, University of Texas at Tyler, Tyler, TX

Tara Peters, Executive Director of Workforce, Career and Technical Education, Navarro College
PhD, Educational Leadership and Systems, Union Institute and University, Cincinnati, OH

Joe Seabrooks, President, Dallas College-Cedar Valley Campus
PhD, Interdisciplinary, Urban Leadership and Policy Studies and Education, University of Missouri-Kansas City, Kansas City, MO

Dr. Tina Jackson, Assistant Commissioner for Workforce Education, will be available to answer questions.

AGENDA ITEM XI- N (3)

Consideration and possible action to appoint members to the Certification Advisory Council

RECOMMENDATION: Approval

Background Information:

Texas Higher Education Coordinating Board (THECB) staff requests three member appointments for the Certification Advisory Council (CAC). Texas Education Code, Section 61.314, and THECB Rule 1.135 establish the CAC to advise the THECB on standards and procedures related to certification of private, nonexempt postsecondary educational institutions; to assist the commissioner in the examination of individual applications for Certificates of Authority; and to perform other duties related to certification that the Board finds appropriate.

The CAC consists of six members with experience in higher education, three of whom are drawn from exempt private postsecondary institutions in Texas. The members are appointed for two-year staggered terms and may serve consecutive terms. The CAC meets quarterly as required. Three members' terms expire in August 2022. Appointment of two members from private/exempt higher education institutions in Texas and one member from a public higher education institution in Texas will maintain the statutorily required composition of the council.

Nominees' current positions and highest degrees awarded:

Jayne Moschella, Executive Vice President and Provost, Parker University
Doctor of Chiropractic, Palmer College of Chiropractic, Davenport, IA

John S. Vassar, Provost & Senior Vice President for Academic Affairs, University of Mary Hardin-Baylor
PhD in Religious Studies, Baylor University, Waco, TX

Thom J. Ronk, Director, Workforce Quality & Development, Houston Community College System
MEd in English/TESOL, Temple University, Philadelphia, PA

Dr. Tina Jackson, Assistant Commissioner for Workforce Education, will be available to answer questions.

AGENDA ITEM XI- N (4)

Consideration and possible action to appoint members to the ApplyTexas Advisory Committee

RECOMMENDATION: Approval

Background Information

Texas Higher Education Coordinating Board (THECB) staff requests appointment of new members to the ApplyTexas Advisory Committee (ATAC). In accordance with Texas Administrative Code, Title 19, Chapter 1, Subchapter F, Rule 1.128, the ATAC provides the Board of the THECB with advice and recommendations regarding the common admission applications and the ApplyTexas System.

The ATAC is composed of individuals representing two- and four-year institutions, both public and private. The committee discusses and votes on changes that may be needed to the state common admission applications for the upcoming academic year. The committee also focuses on additional initiatives to strengthen student participation in and access to higher education. This committee may meet up to four times annually as needed to recommend appropriate changes to the common admission applications and the ApplyTexas System.

Members serve two-year staggered terms, with 12 members rotating off the committee each year. In compliance with the rotation schedule, the appointment of 12 new members is needed. Recommendations for membership positions were selected from institutions' nominations, considering the type of institution, geographic location, as well as gender composition and college admission experience.

Nominees' current positions and highest degrees awarded:

Brian Armstrong, Assistant Vice President for Strategic Enrollment Initiatives,
Texas Southern University
EdD in Educational Administration, Texas Southern University

Callie Blakeley, Assistant Director of Admission and Recruitment, Kilgore College
MA in Public Administration, The University of Texas at Tyler

Cynthia Hess, Director of Undergraduate Admissions, Tarleton State University
BS in Criminal Justice, Tarleton State University

Maria Juarez, Director of Enrollment Services, Amarillo College
BS in Business-Information Technology Management, Western Governors University

Anthony Perez, Director of Admissions Processing, Texas A&M University-San Antonio
MS in Management and Leadership, Western Governors University

Kathryn Perez, Dean of Enrollment Services, South Plains College
MEd in Student Development and Leadership, Angelo State University

Bianca Rodriguez, Director Freshman Admissions, The University of Texas at El Paso
EdD in Educational Leadership and Administration, The University of Texas at El Paso

Michelle Walker, Director of Admission Operations, Texas A&M University
BBA in Accounting, Texas A&M University

Lu Waterhouse, Manager of Admissions and Enrollment Services, Lone Star College
BA in Spanish Language & Literatures, State University of New York at Binghamton

Beverly Woodson-Day, Assistant Vice President for Enrollment Management/Director
of Undergraduate Admissions, Texas State University
PhD in Philosophy, Texas State University

Patty Young, Dean of Admissions and Registrar, Dallas College
PhD in Leadership Studies, North Carolina A&T State University

Laura Brennan, Assistant Commissioner for College and Career Advising, will be
available to answer questions.

AGENDA ITEM XI-N (5)

Consideration and possible action to appoint members to the Academic Course Guide Manual Advisory Committee

RECOMMENDATION: Approval

Background Information:

Texas Higher Education Coordinating Board (THECB) staff requests member appointments for the Academic Course Guide Manual Advisory Committee (ACGM). In accordance with Coordinating Board Rules, Chapter 1, Subchapter P, Rule 1.197, the ACGM Advisory Committee is charged with making recommendations for additions, deletions, and modifications of courses in the ACGM. The lower-division courses fulfill degree requirements in bachelor's degree programs, are identified in the Texas Core Curriculum, and are included in Field of Study Curricula.

The committee membership includes nine two-year college and nine public university representatives. The committee reviews the frequencies that courses are offered and reviews statewide enrollment trends of courses. Members are faculty, department heads, academic deans, and administrators familiar with transfer course applicability issues and processes to align course content. The committee meets two to three times per year to consider course additions and modifications and related matters.

Members serve staggered, three-year terms. The terms of chairs and co-chairs (if applicable) are two years dating from their election. Membership positions are selected with consideration given to type of institution, geographic location, administrative representation, and ethnic and gender composition. Staff recommends 13 total appointments for members, six reappointments and seven new member appointments.

Nominees' current position and highest degree awarded:

Chad Booth, Associate Dean, Texas State University
PhD in Chemistry, University of Southern Mississippi

Genevieve Durham DeCesaro (renominated), Vice Provost for Academic Affairs, Texas Tech University
MFA in Dance, University of North Texas

Michael Endy (renominated), Vice President of Instruction and Student Services, Weatherford College
MA in Theater, Wichita State University

Marybel Gonzalez, Director of Undergraduate Admissions, The University of Texas Rio Grande Valley

Master of Business Administration, The University of Texas Pan-American

Jonda Halcomb (renominated), Dean of the Division of Arts and Sciences, Del Mar College

PhD in Entomology, Texas A&M University

Heather Hicks, Dean of Instruction, Cisco College

MA in English, Texas Tech University

Amber Kelly (renominated), Dean of General Education and Associate

Professor, Howard College

MA in English, Sul Ross State University

Brenda Kihl, Vice Provost, Curriculum and Academic Partnerships, University of North Texas

PhD in Public Affairs (Administration), The University of Texas at Dallas

Christopher Nelson (renominated), Assistant Dean for Humanities, South Texas College

PhD in Philosophy, Southern Illinois Universities

Miguel Ramos, Associate Vice Chancellor, Curriculum & Learning Initiatives, Houston Community College

PhD in Educational Research, Measurement, and Evaluation, Boston College

Margaret Richardson, Instructor of Criminal Justice & Government, Alamo Colleges District-St. Phillips College

MS in Justice Policy, The University of Texas at San Antonio

Aimee Shouse, Associate Provost & Associate VP for Curriculum & Faculty Affairs, Tarleton State University

PhD in Political Science, Vanderbilt University

Jennifer Whitfield (renominated), Instructional Associate Professor and Assistant Head of Mathematics, Texas A&M University

PhD in Curriculum and Instruction Mathematics Education, Texas A&M University

Elizabeth Mayer, Assistant Commissioner for Academic and Health Affairs, will be available to answer questions.

AGENDA ITEM XI-N (6)

Consideration and possible action to appoint members to the Texas Transfer Advisory Committee

RECOMMENDATION: Approval

Background Information:

Texas Higher Education Coordinating Board (THECB) staff requests member appointments for the Texas Transfer Advisory Committee (TTAC). In accordance with Coordinating Board Rules, Chapter 1, Subchapter V, Rule 1.239, the TTAC provides the Board of the THECB with advice and recommendations regarding undergraduate transfer in Texas higher education, recommendations for Field of Study Curricula, recommendations of Texas Core Curriculum courses relevant to specific disciplines, and courses for the Discipline Foundation Courses and the Directed Electives components.

The TTAC consists of 24 members with experience in transfer issues in higher education. Members represent Texas public universities (12 members), public community colleges (12 members), and one student representative. The committee meets at least two times per year, to consider Field of Study Curricula and other undergraduate transfer matters.

Members serve staggered, three-year terms. The terms of chairs and co-chairs (if applicable) are two years dating from their election. Membership positions are selected with consideration given to type of institution, geographic location, administrative representation, and ethnic and gender composition. Staff recommends eight total appointments for replacing members rotating off the committee.

Nominees' current position and highest degree awarded:

Melissa Becker, Professor, Tarleton State University
EdD Curriculum and Instruction, Baylor University

Sarah Bowdin, Assistant Vice President for Student Success, The University of Texas at Tyler
MS in Interdisciplinary Studies, Speech Communication, The University of Texas at Tyler

Garry Evans, Dean of Academic Affairs, Collin College
Doctor of Musical Arts, University of North Texas

Angelica Gomez-Johnson, Curriculum Manager, Del Mar College
EdD in Community College Leadership, National American University

Max Hibbs, Dean-Engineering, Computer Technology & Innovation, Blinn College
Master of Science in Mathematics, Oklahoma State University

Mitzi Lauderdale, Vice Provost for Academic Innovation and Student Success, Texas Tech University
PhD, Personal Financial Planning, Kansas State University

Edith Orozco, Dean of Liberal Arts, St. Phillips College
Master of Business Administration, Texas A&M University-San Antonio

Laura Saenz, Associate Vice President for Curriculum & Institutional Assessment, The University of Texas Rio Grande Valley
PhD in Special Education, Vanderbilt University

Elizabeth Mayer, Assistant Commissioner for Academic and Health Affairs, will be available to answer questions.

AGENDA ITEM XI-O (1)

Consideration and possible action to approve the request from Angelo State University for a Doctor of Social Work (DSW) degree with a major in clinical social work

RECOMMENDATION: Approval, beginning fall 2022

Rationale:

Angelo State University (Angelo) is seeking approval to offer a Doctor of Social Work (DSW) degree program in clinical social work beginning in fall 2022. It would require a Master of Social Work (MSW) degree for admission. Students would take courses along a cohort model: there would be 53 required semester credit hours (SCHs) with no electives, including 4 SCHs of internships or residencies. There would be 6 SCHs of a capstone project required, but no dissertation. The proposed program is designed to take two years for completion, assuming full-time enrollment and summer sessions for all students.

The Bureau of Labor Statistics projects child, family, and school social worker positions to grow 13% from 2020 to 2030. Employment of mental health and substance abuse social workers, those most closely aligned to the clinical specialty of the proposed program, is projected to grow 16.8%. For all social work fields combined, the Texas Workforce Commission projects social worker specialty fields will grow 17% through 2028, creating 1,536 job openings per year. For all social work fields combined, the TWC expects a 14.1% growth rate through 2028 and 20,623 job openings per year.

The two proposals on this agenda from Angelo and Stephen F. Austin State University are for the first two DSW programs in Texas. There are five PhD programs in social work in Texas (at Baylor, Our Lady of the Lake University, The University of Texas at Arlington, The University of Texas at Austin, and University of Houston), but the DSW is different type of degree. The DSW is an advanced professional practice degree, unlike the academic scholarship PhD degree. Graduates of a DSW program are likely to enter private practice; advance in practice at organizations such as the Veteran's Administration; or work in social work management, assessment, or consulting. Graduates from DSW programs are qualified to teach in community colleges or practice-oriented Bachelor of Social Work (BSW) or MSW programs, but they would likely not compete with PhD graduates for tenure-track positions at research universities.

Accreditation is not yet offered by the Council on Social Work Education (CSWE), but the CSWE has developed standards for future DSW accreditation, and the proposed curriculum

has been designed for accreditation once it is available. In accordance with the institution's proposed hiring schedule, the program would hire two new faculty members by fall 2023 for a total of five core faculty. By June 1 of each of these years, the institution will provide documentation of the hires through submission of a letter of intent, curricula vitae, and list of courses to be taught.

Angelo State University (Accountability Peer Group: *Master's University*)

<i>Completion Measures</i>		<i>Institution</i>	<i>State</i>
<i>Graduate</i>	Master's 5-Year Graduation Rate	71%	78%
	Doctoral 10-Year Graduation Rate	N/A	66%
<i>Status of Recently Approved Doctoral Programs</i>	The institution has met its projected enrollments for all new doctoral program(s) approved in the last five years:	Yes	No <u>N/A</u>
	Recently Approved Doctoral Programs:		
	<ul style="list-style-type: none"> Counseling Psychology (PSYD), starting fall 2022 		
	The institution has met its resource commitments for new doctoral program(s) approved in the last five years:	Yes	No <u>N/A</u>

Proposed Program:

This 53-SCH professional program would be offered both face-to-face and synchronously and asynchronously online. The curriculum is designed to meet future CSWE accreditation standards, and it prepares students for careers in the management and assessment of social work organizations, as well as specialized social work clinical practice. It requires 4 SCHs of internship or residency, and a 6-SCH capstone project allows students to tailor the program to their professional goals.

The institution estimates that five-year costs would total \$1,699,809.

Existing Programs:

There are currently no DSW programs in Texas. If approved at the July 2022 Board meeting, there would be a second DSW program at Stephen F. Austin State University starting in Spring 2023.

There are currently five PhD programs in social work. In 2021, the three public universities produced 15 PhD social worker graduates.

Public Universities:

The University of Texas at Arlington, The University of Texas at Austin, and the University of Houston

Independent Colleges and Universities:

Baylor University and Our Lady of the Lake University

<i>Start-Up Projections:</i>	<i>Yr. 1</i>	<i>Yr. 2</i>	<i>Yr. 3</i>	<i>Yr. 4</i>	<i>Yr. 5</i>
<i>Students Enrolled</i>	10	20	20	20	20
<i>Graduates</i>	0	10	10	10	10
<i>Avg. Financial Assistance</i>	\$2,450	\$2,450	\$2,450	\$2,450	\$2,450
<i>Students Assisted</i>	10	20	20	20	20
<i>Core Faculty (FTE)</i>	2.25	4.25	4.25	4.25	4.25
<i>Total Costs</i>	\$106,850	\$243,350	\$353,935	\$444,285	\$551,389
<i>Total Funding</i>	\$154,805	\$538,985	\$1,433,735	\$1,433,735	\$1,433,735
<i>% From Formula Funding</i>	0	0	46.4%	46.4%	46.4%

FIVE-YEAR COSTS	
Personnel	
Faculty	\$ 469,820
Faculty (Reallocated)	\$ 1,049,489
Program Administration (New)	\$
Program Administration (Reallocated)	\$
Graduate Assistants (New)	\$ 98,000
Graduate Assistants (Reallocated)	\$
Clerical/Staff (New)	\$
Clerical/Staff (Reallocated)	\$
Other	\$
Student Support	\$
Supplies and Materials	\$ 82,500
Library and IT Resources	\$
Equipment	\$
Facilities	\$
Other	\$
Total	\$ 1,699,809

FIVE-YEAR FUNDING		
Formula Funding (Years 3-5)	\$ 1,996,125	
Other State Funding	\$	
Reallocation of Existing Resources	\$	
Federal Funding (In-Hand Only)	\$	
Tuition and Fees	\$ 2,998,870	
Other	\$	4,994,995
Total	\$	9,989,990

Major Commitments:

In accordance with the institution's proposed hiring schedule, Angelo will hire two core faculty members to start in fall 2023. By June 1 of 2023, the institution will provide documentation of the hires through submission of a letter of intent, curricula vitae, and list of courses to be taught.

The institution will seek accreditation for its clinical social work degree program from the Council on Social Work Education (CSWE) upon the graduation of its first cohort.

The institution will submit reports in years one, three, and five, confirming institutional commitments and assessing the progress of program implementation.

Elizabeth Mayer, Assistant Commissioner for Academic and Health Affairs, will present this item and be available to answer questions.

Online Resume for Legislators and Other Policymakers

ANGELO STATE UNIVERSITY

Location: San Angelo, West Region

Master's Accountability Peer Group: Midwestern State Univ, Sul Ross Rio Grande, Sul Ross State Univ, Texas A&M - Central Texas, Texas A&M - Galveston, Texas A&M - San Antonio, Texas A&M - Texarkana, UNT Dallas, UT Brownsville, UT Permian Basin, UT Tyler, Univ of H - Clear Lake, Univ of H - Downtown, Univ of H - Victoria

Out-Of-State Peers: Arizona State University-West, California State University-San Marcos, Portland State University, University Of Illinois At Springfield, Western New Mexico University

Degrees Offered: Associate's, Bachelor's, Master's, Professional

[Institutional Resumes](#)

[Accountability System](#)

[Definitions](#)

[Institution Home Page](#)

Enrollment						
Race/Ethnicity	Fall 2016		Fall 2020		Fall 2021	
	Number	Percent	Number	Percent	Number	Percent
White	5,100	53.8%	5,322	50.7%	5,283	50.4%
Hispanic	2,853	30.1%	3,894	37.1%	3,995	38.1%
African American	745	7.9%	728	6.9%	650	6.2%
Asian	128	1.4%	176	1.7%	174	1.7%
International	234	2.5%	156	1.5%	174	1.7%
Other & Unknown	415	4.4%	213	2.0%	209	2.0%
Total	9,475	100.0%	10,489	100.0%	10,485	100.0%
TX First Time Transfers	Number		Number		Number	
	% of UG		% of UG		% of UG	
Two-Year Institutions	261	3.3%	267	3.0%	247	2.7%
Other Institutions	45	.6%	40	.4%	34	.4%

Costs				
Average Annual Total Academic Costs for Resident Undergraduate Student Taking 30 SCH				
Fiscal Year	Texas Rates			
	Institution Average	Percent Increase	Peer Group Average	Percent Increase
2017	\$8,038	.0%	\$7,583	.0%
2018	\$8,216	2.2%	\$7,259	-4.3%
2019	\$8,489	3.3%	\$7,702	6.1%
2020	\$8,720	2.7%	\$7,911	2.7%
2021	\$9,010	3.3%	\$8,159	3.1%
2022	\$9,310	3.3%	\$8,390	2.8%

Financial Aid						
Fiscal Year	Institution		Peer Group		OOS Peer Group	
	Percent	Avg Amt	Percent	Avg Amt	Percent	Avg Amt
Federal Student Loans						
2019	35%	\$6,253	34%	\$5,909	0%	\$0
2020	0%	\$0	0%	\$0	0%	\$0
Federal, State, Institutional or Other Grants Known by Institutions						
2019	62%	\$6,519	52%	\$5,763	0%	\$0
2020	0%	\$0	0%	\$0	0%	\$0
Federal (Pell) Grants						
2019	32%	\$4,806	35%	\$3,630	0%	\$0
2020	0%	\$0	0%	\$0	0%	\$0

Student Success						
One-Year Persistence of First-time, Full-time, Degree Seeking Undergraduates				Graduation Rates		
Enter Fall 2015		Enter Fall 2019	Enter Fall 2020	Cohort	Institution Rate	Peer Group Rate
Cohort	1,336	1,324	976	Fall 2012 4-year	23.8%	21.0%
Total	79.8%	78.5%	76.7%	Fall 2016 4-year	31.6%	27.9%
Same	66.5%	67.7%	66.6%	Fall 2017 4-year	29.2%	27.4%
Other	13.2%	10.9%	10.1%	Fall 2011 5-year	42.5%	38.7%
Two-Year Persistence of First-time, Full-time, Degree Seeking Undergraduates				Fall 2015 5-year	47.4%	46.3%
Enter Fall 2014		Enter Fall 2018	Enter Fall 2019	Fall 2016 5-year	43.7%	43.1%
Institution Persistence				Fall 2010 6-year	44.5%	43.5%
Cohort	1,285	1,360	1,317	Fall 2014 6-year	51.3%	50.6%
Total	69.6%	66.9%	66.7%	Fall 2015 6-year	51.4%	52.6%
Same	49.3%	52.9%	53.1%	National Comparison (IPEDS Definition)		
Other	20.4%	14.0%	13.6%	Cohort	Institution Rate	OOS Peers Rate
Peer Group Persistence				Fall 2011 4-year	20.0%	24.4%
Cohort	548	559	526	Fall 2015 4-year	28.0%	26.8%
Total	71.9%	69.1%	66.5%	Fall 2010 5-year	32.0%	39.4%
Same	46.5%	51.9%	49.8%	Fall 2014 5-year	36.0%	41.6%
Other	29.0%	17.0%	16.7%	Fall 2009 6-year	37.0%	46.6%
Average Number of Fall & Spring Semesters				Fall 2013 6-year	40.0%	46.2%

Average Number of Fall & Spring Semesters and SCH Attempted for Bachelor's Degree						
Year	Institution			Peer Group Average		
	Grads	Sem	SCH	Grads	Sem	SCH
FY 2017	734	9.20	133.00	480	11.91	141.42
FY 2020	870	9.20	131.00	559	11.45	136.35
FY 2021	883	8.60	128.00	573	10.62	134.92

Six-year Graduation & Persistence Rate, Fall 2015		
Student Group	Cohort	Rate
<i>For Students Needing Dev Ed</i>		
Institution	660	52.6%
Peer Group	183	49.2%
<i>For Students NOT Needing Dev Ed</i>		
Institution	676	63.6%
Peer Group	352	67.9%

*Peer Group data is average for peer group.

Funding						
Source	FY 2016 Amount	Pct of Total	FY 2020 Amount	Pct of Total	FY 2021 Amount	Pct of Total
Appropriated Funds	\$42,713,371	36.0%	\$50,130,674	36.9%	\$49,314,326	33.1%
Federal Funds	\$11,022,676	9.3%	\$20,612,850	15.2%	\$32,115,992	21.6%
Tuition & Fees	\$36,971,418	31.2%	\$41,367,534	30.4%	\$38,091,980	25.6%
Total Revenue	\$118,524,832	100.0%	\$135,952,988	100.0%	\$148,823,344	100.0%

Online Resume for Prospective Students, Parents and the Public

ANGELO STATE UNIVERSITY

Location: San Angelo, West Region

Master's Accountability Peer Group: Midwestern State Univ, Sul Ross Rio Grande, Sul Ross State Univ, Texas A&M - Central Texas, Texas A&M - Galveston, Texas A&M - San Antonio, Texas A&M - Texarkana, UNT Dallas, UT Brownsville, UT Permian Basin, UT Tyler, Univ of H - Clear Lake, Univ of H - Downtown, Univ of H - Victoria

Out-Of-State Peers: Arizona State University-West, California State University-San Marcos, Portland State University, University Of Illinois At Springfield, Western New Mexico University

Degrees Offered: Associate's, Bachelor's, Master's, Professional

[Institutional Resumes](#)

[Accountability System](#)

[Definitions](#)

[Institution Home Page](#)

Enrollment		
Race/Ethnicity	Fall 2021	
	Number	Percent
White	5,283	50.4%
Hispanic	3,995	38.1%
African American	650	6.2%
Asian	174	1.7%
International	174	1.7%
Other & Unknown	209	2.0%
Total	10,485	100.0%
TX First Time Transfers		
Number	% of UG	
Two-Year Institutions	247	2.7%
Other Institutions	34	.4%

Baccalaureate Success			
Graduation Rate of First-time, Full-time Degree-seeking Students			
Measure	Entering		Rate
	Fall		
4-year Rate Total	2017		29.2%
Same Institution			26.9%
Other Institutions			2.3%
5-year Rate Total	2016		43.7%
Same Institution			37.5%
Other Institutions			6.2%
6-year Rate Total	2015		51.4%
Same Institution			43.6%
Other Institutions			7.8%

[Grad Rates by Ethnicity](#)

1-Year Persistence, Fall 2020	
Total	76.7%
Same	66.6%
Other	10.1%

2-Year Persistence, Fall 2019	
Total	66.7%
Same	53.1%
Other	13.6%

Avg Number SCH for Bachelor's Degree	
FY 2021 Average	
Sem	SCH
All	8.60 128.00

Degrees Awarded	
Type	FY 2021
Bachelor's	1,154
Master's	606
Doctoral	0
Professional	25
Total	1,785

[Degrees by Ethnicity](#)

First-time Licensure or Certification Examination Pass Rate	
FY 2021	
Field	Rate
Law	%
Pharmacy	%
Nursing	91.9%
Engineering	%

*Data for FY 2020

Admissions		
Middle 50% of Test Scores, for First-Time Undergraduates, Fall 2021		
Test Section	ACT	SAT
Composite		
Math		
English		
Critical Reading		

<https://nces.ed.gov/>

Application for First-time Undergraduate Admission			
Fall 2021			
Race/Ethnicity	Applicants	Accepted	Enrolled
White	1,260	76.7%	64.3%
African American	319	65.2%	38.0%
Hispanic	1,390	71.2%	52.9%
Asian	41	68.3%	71.4%
International	48	62.5%	33.3%
Other	67	71.6%	60.4%
Total	3,125	72.6%	56.5%

Costs					
Average Annual Academic Costs for Resident Undergraduate Student Taking 30 SCH					Annual Costs for Resident Undergraduate Student Taking 30 SCH, FY 2022
Fiscal Year	Institution Average	Percent Increase	Peer Group Average	Percent Increase	
2017	\$8,038	.0%	\$7,548	.0%	Type of Cost
2018	\$8,216	2.2%	\$7,191	-5.0%	
2019	\$8,489	3.2%	\$7,646	6.0%	Average Amount
2020	\$8,720	2.6%	\$7,854	2.6%	
2021	\$9,010	3.2%	\$8,098	3.0%	Total Academic Cost
2022	\$9,310	3.2%	\$8,324	2.7%	On-campus Room & Board
					Books & Supplies
					Off-Campus Transportation & Personal Expenses
					Total Cost

[Rates of Tuition per SCH](#)

[Mandatory Fees](#)

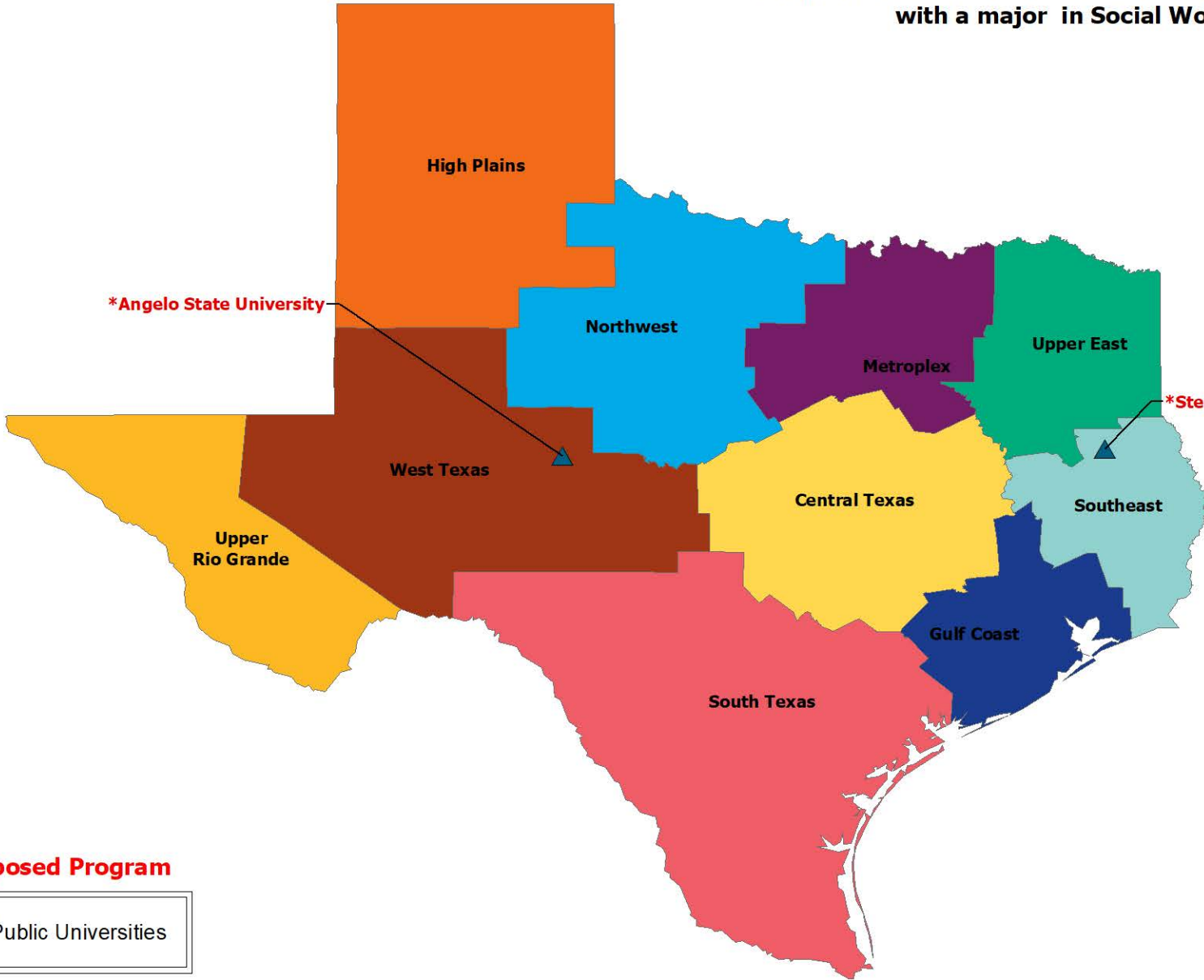
Instruction		
Measure of Excellence	Fall 2021	
Undergraduate Classes with < 20 Students	41.8%	
Undergraduate Classes with > 50 Students	5.3%	
% of Teaching Faculty Tenured/Tenure-track *	58.1%	
Student/Faculty Ratio *	22:1	

* Fall 2020 Data

Financial Aid		
Enrolled in FY 2020		
Type of Aid	% of UGs Receiving	Average Amount
Grants or Scholarships	0%	\$0
Federal (Pell) Grants	0%	\$0
Federal Student Loans	0%	\$0

Funding		
Source	FY 2021 Amount	Pct of Total
Appropriated Funds	\$49,314,326	33.1%
Federal Funds	\$32,115,992	21.6%
Tuition & Fees	\$38,091,980	25.6%
Total Revenue	\$148,823,344	100.0%

**Proposal for a Doctor of Social Work (DSW) degree
with a major in Social Work**



AGENDA ITEM XI-O (2)

Consideration and possible action to approve the request from Stephen F. Austin State University for a Doctor of Social Work (DSW) degree with a major in social work

RECOMMENDATION: Approval, beginning spring 2023

Rationale:

Stephen F. Austin State University (SFA) is proposing a Doctor of Social Work (DSW) degree in social work to be delivered face to face. The proposed program would require 54 semester credit hours (SCHs) for students entering with a master's degree beginning in spring 2023. The proposed DSW would prepare students for the fields of social work in higher education and in the practice arena. Courses are designed to maximize student preparation for a wide range of social work practice areas specifically in leadership, clinical practice, and higher education, including the continually growing need area of mental health care.

Workforce data suggest that there is a faster than average need for social workers. According to the United States Bureau of Labor Statistics (BLS), there would be a 13% increase in social worker positions during the 2020-2030 decade, with approximately 89,200 job openings per year. The Texas Workforce Commission anticipates social worker specialty fields will experience an average of 17% statewide growth through 2028. This growth would create an average of 1,536 job openings per year in Texas.

Currently, there are 18 master's and no DSW programs, however there are three doctoral (PhD) social work programs at public universities in Texas. The DSW is an advanced professional practice degree, unlike the academic scholarship PhD degree. Graduates of a DSW program are likely to enter private practice; advance in practice at organizations such as the Veteran's Administration; or work in social work management, assessment, or consulting. Graduates from DSW programs are qualified to teach in community colleges or practice-oriented Bachelor of Social Work (BSW) or MSW programs, but they would likely not compete with PhD graduates for tenure-track positions at research universities.

In accordance with the institution's proposed hiring schedule, SFA will hire two additional core faculty members by the program's second and third years, respectively. By June 1, before the academic year in which faculty are hired, the institution will provide documentation of the hires through submission of a letter of intent, curricula vitae, and list of courses to be taught.

Stephen F. Austin State University (Accountability Peer Group: *Comprehensive*)

<i>Completion Measures</i>		<i>Institution</i>	<i>State</i>
<i>Graduate</i>	Master's 5-Year Graduation Rate	75%	78.%
	Doctoral 10-Year Graduation Rate	67%	66 %
<i>Status of Recently Approved Doctoral Programs</i>	The institution has met its projected enrollments for all new doctoral program(s) approved in the last five years: Yes No <u>N/A</u>		
	The institution has met its resource commitments for new doctoral program(s) approved in the last five years: Yes No <u>N/A</u>		

Proposed Program:

This face-to-face program would require 54 SCHs beyond a master's degree beginning in spring 2023. There is currently a well-documented shortage, including the social worker specialty fields of child, family, and school; healthcare; and mental health and substance abuse.

The institution estimates that five-year costs would total \$2,757,624.

Existing Programs:

There are currently no other DSW programs in the state. If approved at the July 2022 Board meeting, there would be a second DSW program at Angelo State University starting in spring 2023. There are currently five PhD programs in social work. In 2021, the three public universities produced 15 PhD social worker graduates.

Public Universities:

The University of Texas at Arlington, The University of Texas at Austin, and the University of Houston

Independent Colleges and Universities:

Baylor University and Our Lady of the Lake University

The nearest institution to SFA offering a DSW is Tulane University, which is 350 miles away.

	<i>Yr. 1</i>	<i>Yr. 2</i>	<i>Yr. 3</i>	<i>Yr. 4</i>	<i>Yr. 5</i>
<i>Start-Up Projections:</i>					
<i>Students Enrolled</i>	10	10	10	14	15
<i>Graduates</i>	0	0	10	10	10

<i>Avg. Financial Assistance</i>	\$2,500	\$2,500	\$2,500	\$2,500	\$2,500
<i>Students Assisted</i>	10	10	10	13	13
<i>Core Faculty (FTE)</i>	5.0	6.0	7.0	7.0	7.0
<i>Total Costs</i>	\$388,909	\$526,229	\$526,229	\$655,429	\$660,829
<i>Total Funding</i>	\$354,663	\$551,457	\$1,981,097	\$1,824,101	\$1,668,105
<i>% From Formula Funding</i>	0	0	67%	66%	65%

FIVE-YEAR COSTS	
Personnel	
Faculty (New)	\$ 1,222,200
Faculty (Reallocated)	\$ 879,515
Program Administration (New)	\$ 40,611
Program Administration (Reallocated)	\$ 241,167
Graduate Assistants (New)	\$ 92,250
Graduate Assistants (Reallocated)	\$ 0
Clerical/Staff (New)	\$ 168,480
Clerical/Staff (Reallocated)	\$ 0
Other	\$ 0
Student Support	\$ 50,000
Supplies & Materials	\$ 10,000
Library & IT Resources	\$ 5,000
Equipment	\$ 20,000
Facilities	\$ 0
Other (travel, marketing, accreditation fees)	\$ 28,400
Total	\$ 2,757,624

FIVE-YEAR FUNDING	
Formula Funding (Years 3-5 Only)	\$ 3,594,942
Other State Funding	\$ 0
Reallocated Funds	\$ 1,072,451
Federal Funding (In-Hand Only)	\$ 50,000
Tuition and Fees	\$ 1,560,930
Other (grants)	\$ 100,000
Total	\$ 6,378,323

Major Commitments:

In accordance with the institution's proposed hiring schedule, SFA will hire two additional core faculty members to start by the program's second and third years, respectively. By June 1, before the academic year in which faculty are hired, the institution will provide

documentation of the hires through submission of a letter of intent, curricula vitae, and list of courses to be taught.

The institution will submit three reports in years one, three, and five, confirming institutional commitments and assessing the progress of program implementation.

Elizabeth Mayer, Assistant Commissioner for Academic and Health Affairs, will present this item and be available to answer questions.

Online Resume for Legislators and Other Policymakers

STEPHEN F. AUSTIN STATE UNIVERSITY

Location: Nacogdoches, Southeast Region

Comprehensive Accountability Peer Group: Lamar University, Prairie View A&M Univ, Tarleton State Univ, Texas A&M International, West Texas A&M Univ

Out-Of-State Peers: Appalachian State University, Arkansas State University-Main Campus, Eastern Kentucky University, Florida Gulf Coast University, University Of Central Missouri

Degrees Offered: Bachelor's, Master's, Doctoral

[Institutional Resumes](#)

[Accountability System](#)

[Definitions](#)

[Institution Home Page](#)

Enrollment						
Race/Ethnicity	Fall 2016		Fall 2020		Fall 2021	
	Number	Percent	Number	Percent	Number	Percent
White	7,419	58.6%	7,402	59.3%	7,008	59.0%
Hispanic	2,096	16.6%	2,416	19.3%	2,368	19.9%
African American	2,464	19.5%	1,961	15.7%	1,745	14.7%
Asian	176	1.4%	165	1.3%	150	1.3%
International	114	.9%	100	.8%	111	.9%
Other & Unknown	384	3.0%	444	3.6%	506	4.3%
Total	12,653	100.0%	12,488	100.0%	11,888	100.0%
TX First Time Transfers	Number		Number		Number	
	% of UG		% of UG		% of UG	
Two-Year Institutions	719	6.5%	715	6.6%	0	.0%
Other Institutions	131	1.2%	98	.9%	0	.0%

Costs				
Average Annual Total Academic Costs for Resident Undergraduate Student Taking 30 SCH				
Fiscal Year	Texas Rates			
	Institution Average	Percent Increase	Peer Group Average	Percent Increase
2017	\$9,538	.0%	\$8,938	.0%
2018	\$9,538	.0%	\$9,079	1.6%
2019	\$10,288	7.9%	\$9,474	4.4%
2020	\$10,946	6.4%	\$9,759	3.0%
2021	\$10,600	-3.2%	\$9,997	2.4%
2022	\$0	*****	\$0	*****

Financial Aid						
Fiscal Year	Institution		Peer Group		OOS Peer Group	
	Percent	Avg Amt	Percent	Avg Amt	Percent	Avg Amt
Federal Student Loans						
2019	52%	\$6,816	51%	\$7,169	0%	\$0
2020	0%	\$0	0%	\$0	0%	\$0
Federal, State, Institutional or Other Grants Known by Institutions						
2019	65%	\$7,160	69%	\$7,470	0%	\$0
2020	0%	\$0	0%	\$0	0%	\$0
Federal (Pell) Grants						
2019	39%	\$4,858	47%	\$4,872	0%	\$0
2020	0%	\$0	0%	\$0	0%	\$0

Student Success						
One-Year Persistence of First-time, Full-time, Degree Seeking Undergraduates				Graduation Rates		
Enter Fall 2015		Enter Fall 2019	Enter Fall 2020	Cohort	Institution Rate	Peer Group Rate
Cohort	2,243	2,036	1,636	Fall 2012 4-year	33.0%	24.0%
Total	86.8%	87.7%	84.7%	Fall 2016 4-year	39.9%	29.4%
Same	71.5%	76.0%	76.7%	Fall 2017 4-year	41.6%	31.5%
Other	15.3%	11.7%	8.0%	Fall 2011 5-year	48.6%	39.6%
Two-Year Persistence of First-time, Full-time, Degree Seeking Undergraduates				Fall 2015 5-year	57.7%	47.2%
Enter Fall 2014		Enter Fall 2018	Enter Fall 2019	Fall 2016 5-year	59.1%	47.4%
Institution Persistence				Fall 2010 6-year	53.3%	46.2%
Cohort	2,161	2,170	2,031	Fall 2014 6-year	63.1%	52.4%
Total	80.5%	79.1%	79.5%	Fall 2015 6-year	62.6%	54.0%
Same	61.9%	62.1%	65.3%	National Comparison (IPEDS Definition)		
Other	18.6%	17.0%	14.1%	Cohort	Institution Rate	OOS Peers Rate
Peer Group Persistence				Fall 2011 4-year	23.0%	28.8%
Cohort	1,579	1,715	1,587	Fall 2015 4-year	32.0%	34.2%
Total	73.8%	73.2%	72.5%	Fall 2010 5-year	38.0%	46.0%
Same	56.0%	58.2%	59.7%	Fall 2014 5-year	49.0%	51.0%
Other	17.8%	14.9%	12.7%	Fall 2009 6-year	41.0%	50.0%
Average Number of Fall & Spring Semesters				Fall 2013 6-year	52.0%	55.0%

Average Number of Fall & Spring Semesters and SCH Attempted for Bachelor's Degree						
Year	Institution Grads	Sem	SCH	Peer Group Average Grads	Sem	SCH
FY 2017	1,781	9.40	133.00	1,191	10.33	139.16
FY 2020	1,859	9.20	130.00	1,309	10.13	135.83
FY 2021	.	.	129.00	.	.	134.50

Six-year Graduation & Persistence Rate, Fall .		
Student Group	Cohort	Rate
For Students Needing Dev Ed		
Institution	.	.
For Students NOT Needing Dev Ed		
Institution	.	.

*Peer Group data is average for peer group.

Funding						
Source	FY 2016 Amount	Pct of Total	FY 2020 Amount	Pct of Total	FY 2021 Amount	Pct of Total
Appropriated Funds	\$70,259,987	37.0%	\$73,833,035	35.2%	\$70,173,866	28.7%
Federal Funds	\$25,451,638	13.4%	\$34,245,521	16.3%	\$74,490,644	30.5%
Tuition & Fees	\$78,923,775	41.5%	\$83,822,895	40.0%	\$76,274,030	31.2%
Total Revenue	\$190,113,327	100.0%	\$209,632,123	100.0%	\$244,306,151	100.0%

Online Resume for Prospective Students, Parents and the Public

STEPHEN F. AUSTIN STATE UNIVERSITY

Location: Nacogdoches, Southeast Region

Comprehensive Accountability Peer Group: Lamar University, Prairie View A&M Univ, Tarleton State Univ, Texas A&M International, West Texas A&M Univ

Out-Of-State Peers: Appalachian State University, Arkansas State University-Main Campus, Eastern Kentucky University, Florida Gulf Coast University, University Of Central Missouri

Degrees Offered: Bachelor's, Master's, Doctoral

[Institutional Resumes](#)

[Accountability System](#)

[Definitions](#)

[Institution Home Page](#)

Enrollment		
Race/Ethnicity	Fall 2021	
	Number	Percent
White	7,008	59.0%
Hispanic	2,368	19.9%
African American	1,745	14.7%
Asian	150	1.3%
International	111	.9%
Other & Unknown	506	4.3%
Total	11,888	100.0%

Baccalaureate Success			
Graduation Rate of First-time, Full-time Degree-seeking Students			
Entering		Fall	
Measure			Rate
4-year Rate Total	2017		41.6%
Same Institution			38.4%
Other Institutions			3.3%
5-year Rate Total	2016		59.1%
Same Institution			51.1%
Other Institutions			8.1%
6-year Rate Total	2015		62.6%
Same Institution			52.9%
Other Institutions			9.6%

[Grad Rates by Ethnicity](#)

1-Year Persistence, Fall 2020	
Total	84.7%
Same	76.7%
Other	8.0%
2-Year Persistence, Fall 2019	
Total	79.5%
Same	65.3%
Other	14.1%

Avg Number SCH for Bachelor's Degree		
FY 2021 Average		
Sem	SCH	
All	.	129.00

Degrees Awarded	
Type	FY 2021
Bachelor's	2,405
Master's	533
Doctoral	12
Professional	0
Total	2,950

[Degrees by Ethnicity](#)

First-time Licensure or Certification Examination Pass Rate	
FY 2021	
Field	Rate
Law	%
Pharmacy	%
Nursing	95.0%
Engineering	%

*Data for FY 2020

Admissions		
Middle 50% of Test Scores, for First-Time Undergraduates, Fall 2021		
Test Section	ACT	SAT
Composite		
Math	https://nces.ed.gov/	
English		
Critical Reading		

Costs					
Average Annual Academic Costs for Resident Undergraduate Student Taking 30 SCH					Annual Costs for Resident Undergraduate Student Taking 30 SCH, FY 2022
Fiscal Year	Institution Average	Percent Increase	Peer Group Average	Percent Increase	Type of Cost
2017	\$9,538	.0%	\$8,818	.0%	Total Academic Cost
2018	\$9,538	.0%	\$8,987	1.9%	On-campus Room & Board
2019	\$10,288	7.3%	\$9,311	3.5%	Books & Supplies
2020	\$10,946	6.0%	\$9,522	2.2%	Off-Campus Transportation & Personal Expenses
2021	\$10,600	-3.3%	\$9,877	3.6%	Total Cost
2022	\$0	.0%	\$0	.0%	

[Rates of Tuition per SCH](#)

[Mandatory Fees](#)

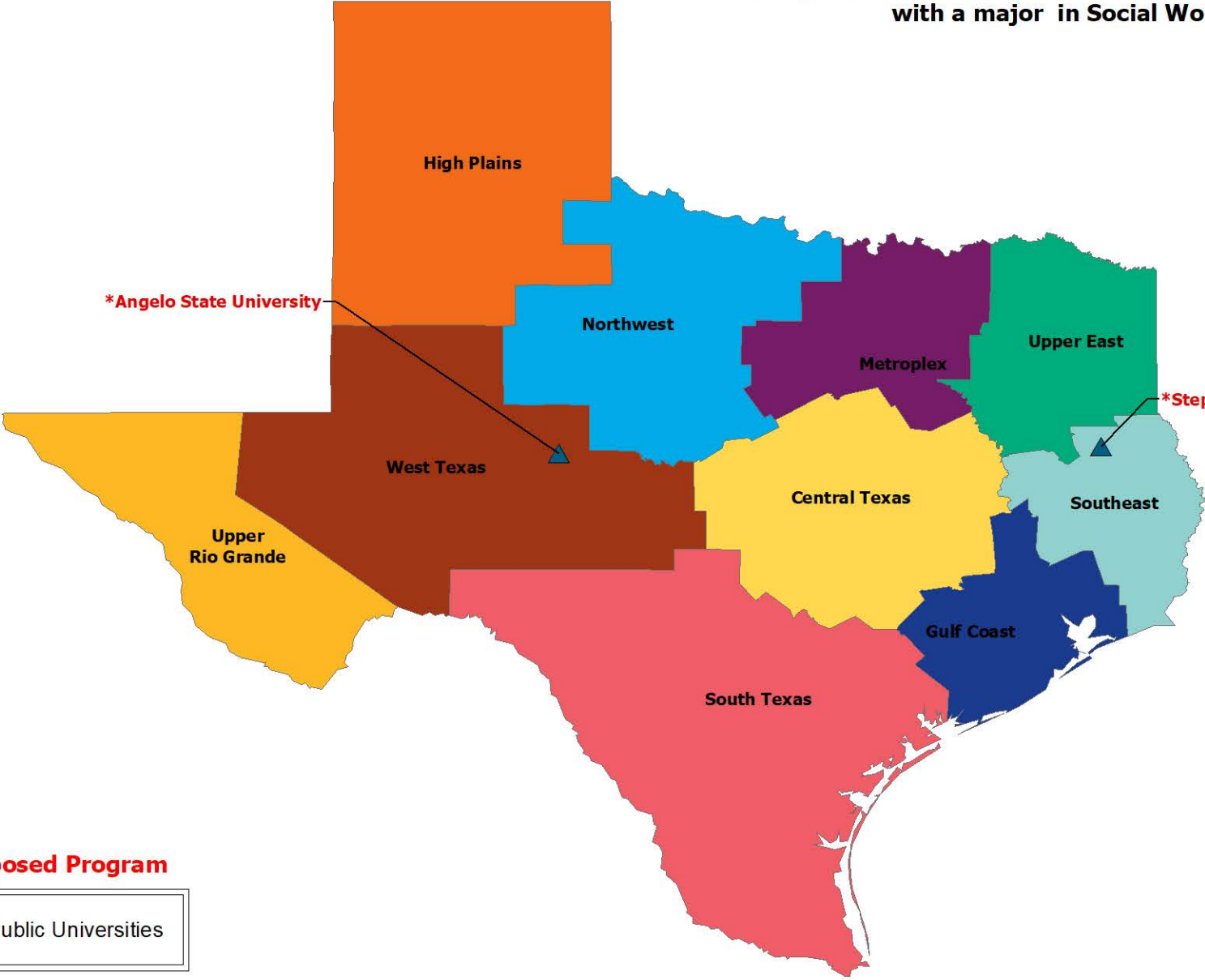
Instruction		
Measure of Excellence	Fall 2021	
Undergraduate Classes with < 20 Students		%
Undergraduate Classes with > 50 Students		%
% of Teaching Faculty Tenured/Tenure-track *	60.2%	
Student/Faculty Ratio *	0:1	

* Fall 2020 Data

Financial Aid		
Enrolled in FY 2020		
Type of Aid	% of UGs Receiving	Average Amount
Grants or Scholarships	0%	\$0
Federal (Pell) Grants	0%	\$0
Federal Student Loans	0%	\$0

Funding		
Source	FY 2021 Amount	Pct of Total
Appropriated Funds	\$70,173,866	28.7%
Federal Funds	\$74,490,644	30.5%
Tuition & Fees	\$76,274,030	31.2%
Total Revenue	\$244,306,151	100.0%

**Proposal for a Doctor of Social Work (DSW) degree
with a major in Social Work**



*** Proposed Program**

 Public Universities

AGENDA ITEM XI-O (3)

Consideration and possible action to approve the request from Texas A&M University for a Bachelor of Science (BS) degree with a major in data engineering

RECOMMENDATION: Approval, beginning fall 2022

Rationale:

Texas A&M University (TAMU) is proposing a Bachelor of Science (BS) in data engineering. The proposed face-to-face program would train students to work with data including handling, manipulation, mining, visualization, and storage methods that lead to optimal information and knowledge extraction to facilitate decision-making in complex systems. The program covers relevant topics from engineering, computing, mathematics, probability and statistics, and the core curriculum to adequately prepare students with the necessary technical skillsets. Based on staff research of undergraduate computer engineering programs, currently there are no other public institutions that offer a bachelor's-level data engineering degree in Texas. The proposed program would be housed in the College of Engineering, consisting of 128 semester credit hours (SCHs).

The proposed program would be designed to prepare students for a wide range of data-centric careers in technology and engineering, consulting, science, policymaking, and communications. Marketable skills that would be acquired during the proposed program include analytical, technical and computer, structured query language (SQL), communication, data collection, data analytics, statistical, data visualization skills, and information engineering.

Currently, there are no public institutions that offer a bachelor's-level data engineering degree in Texas.

In accordance with the institution's proposed hiring schedule, TAMU would hire one core faculty member in years one, three, and five of the program. By June 1, the institution will provide documentation of the hires through submission of a letter of intent, curricula vitae, and list of courses to be taught.

The institution will seek accreditation for its BS degree program.

Texas A&M University (Accountability Peer Group:*Research*)*Related Programs*

The institution has degree programs within the same two-digit CIP code: **Yes**

TAMU has 20 engineering programs:

BS, MS, PhD in Aerospace Engineering
 BS in Architectural Engineering)
 BS in Biological and Agricultural Engineering
 BS in Biomedical Engineering
 BS in Chemical Engineering
 BS, MS in Civil Engineering
 BS in Computer Engineering
 BS, MS in Electrical Engineering
 MS, PhD in Engineering
 MS in Engineering Management
 BS in Environmental Engineering
 BS, MS, PhD in Industrial Engineering
 BS, MS, PhD in Interdisciplinary Engineering
 BS, MS, PhD in Materials and Science Engineering
 BS, MS, PhD in Mechanical Engineering
 BS, MS, PhD in Nuclear Engineering
 BS, MS, PhD in Ocean Engineering
 BS, MS, PhD in Petroleum Engineering
 MS in Safety Engineering
 MS in Systems Engineering

Proposed Program:

Beginning in fall 2022, this face-to-face program would require 128 SCHs of instruction. The proposed program would be designed to prepare students for a wide range of data-centric careers in technology and engineering, consulting, science, policymaking, and communications. Marketable skills that would be acquired during the proposed program include analytical, technical and computer, structured query language (SQL), communication, data collection, data analytics, statistical, data visualization skills, and information engineering.

The institution estimates that five-year costs would total \$4,567,750. Formula funding would represent 5% of all funding at \$752,734. Total funding is estimated to be \$14,349,385.

Estimated Five-Year Costs	
Personnel	
Faculty (New)	\$ 972,000
Faculty (Reallocated)	\$ 1,901,250
Program Administration (New)	\$ 0
Program Administration	\$ 765,000

Estimated Five-Year Funding	
Formula Funding (Years 3-5)	\$ 752,734
Other State Funding	\$ 0
Reallocation of Resources	\$ 2,786,250
Tuition and Fees	\$ 10,810,401
Federal Funding	\$ 0

(Reallocated)					
Graduate Assistants (New)	\$	586,500	Other Funding	\$	0
Graduate Assistants (Reallocated)	\$	0			
Clerical Staff (New)	\$	48,000			
Clerical Staff (Reallocated)	\$	120,000			
Student Support	\$	0			
Supplies and Materials	\$	10,000			
Library & IT Resources	\$	40,000			
Equipment	\$	125,000			
Facilities	\$	0			
Other (Travel)	\$	14,000			
Total	\$	4,567,750	Total	\$	14,349,385

Evidence of Duplication, Workforce Need, and Student Demand:

<i>Duplication of Programs is: Weak</i>			
Number of institutions with bachelor's degree programs in the state with the same 6-digit CIP (14.0501): 0			
Number of degree programs within a 60-minute drive with the same 6-digit CIP (14.0201): 0			
<i>Job Market Need: Moderate</i>			
Advertisements for job openings	<u>Yes</u>	No	N/A
Employer surveys	<u>Yes</u>	No	N/A
Projections from government agencies, professional entities, etc.	<u>Yes</u>	No	N/A
<i>Student Demand: Moderate</i>			
Increased enrollment in related programs at the institution	Yes	<u>No</u>	N/A
High enrollment in similar programs at other institutions	Yes	<u>No</u>	N/A
Applicants turned away at similar programs at other institutions	Yes	<u>No</u>	N/A
Student surveys	Yes	<u>No</u>	N/A

<i>Start-Up Projections:</i>	<i>Yr. 1</i>	<i>Yr. 2</i>	<i>Yr. 3</i>	<i>Yr. 4</i>	<i>Yr. 5</i>
<i>Student Headcount</i>	50	96	142	188	188
<i>Student FTE</i>	50	96	142	188	188
<i>Core Faculty Headcount</i>	4	4	5	5	6
<i>Core Faculty FTE</i>	3.17	3.17	4.17	4.17	5.17

Major Commitments:

In accordance with the institution's proposed hiring schedule, TAMU would hire one core faculty member per year in years one, three, and five of the program. By June 1, the institution will provide documentation of the hires through submission of a letter of intent, curricula vitae, and list of courses to be taught.

Elizabeth Mayer, Assistant Commissioner for Academic and Health Affairs, will present this item and be available to answer questions.

Online Resume for Legislators and Other Policymakers

TEXAS A&M UNIVERSITY

Location: College Station, Central Region

Research Accountability Peer Group: UT Austin

Out-Of-State Peers: Ohio State University-Main Campus, University Of California-Berkeley, University Of Illinois At Urbana-Champaign, University Of Michigan-Ann Arbor, University Of Minnesota-Twin Cities

Degrees Offered: Bachelor's, Master's, Doctoral, Professional

[Institutional Resumes](#)

[Accountability System](#)

[Definitions](#)

[Institution Home Page](#)

Enrollment						
Race/Ethnicity	Fall 2016		Fall 2020		Fall 2021	
	Number	Percent	Number	Percent	Number	Percent
White	35,433	58.6%	36,014	55.2%	35,898	54.3%
Hispanic	12,186	20.2%	14,843	22.7%	14,962	22.7%
African American	2,261	3.7%	2,089	3.2%	1,998	3.0%
Asian	3,655	6.0%	5,631	8.6%	6,289	9.5%
International	5,130	8.5%	4,326	6.6%	4,572	6.9%
Other & Unknown	1,770	2.9%	2,369	3.6%	2,338	3.5%
Total	60,435	100.0%	65,272	100.0%	66,057	100.0%
TX First Time Transfers	Number	% of UG	Number	% of UG	Number	% of UG
	1,601	3.3%	2,080	3.9%	1,795	3.3%
Two-Year Institutions	557	1.2%	827	1.6%	601	1.1%
Other Institutions						

Costs				
Average Annual Total Academic Costs for Resident Undergraduate Student Taking 30 SCH				
Fiscal Year	Texas Rates			
	Institution Average	Percent Increase	Peer Group Average	Percent Increase
2017	\$9,707	.0%	\$9,758	.0%
2018	\$9,882	1.8%	\$9,987	2.3%
2019	\$10,316	4.4%	\$10,357	3.7%
2020	\$10,562	2.4%	\$10,438	.8%
2021	\$11,404	8.0%	\$10,993	5.3%
2022	\$11,642	2.1%	\$11,250	2.3%

Financial Aid						
Fiscal Year	Institution		Peer Group		OOS Peer Group	
	Percent	Avg Amt	Percent	Avg Amt	Percent	Avg Amt
Federal Student Loans						
2019	31%	\$6,127	33%	\$5,420	0%	\$0
2020	0%	\$0	0%	\$0	0%	\$0
Federal, State, Institutional or Other Grants Known by Institutions						
2019	56%	\$9,723	52%	\$10,193	0%	\$0
2020	0%	\$0	0%	\$0	0%	\$0
Federal (Pell) Grants						
2019	22%	\$4,782	22%	\$4,693	0%	\$0
2020	0%	\$0	0%	\$0	0%	\$0

Student Success						
One-Year Persistence of First-time, Full-time, Degree Seeking Undergraduates				Graduation Rates		
		Enter Fall 2015	Enter Fall 2019	Enter Fall 2020	Cohort	Peer Group
Cohort		8,493	9,265	9,655	Fall 2012 4-year	58.7%
Total		96.6%	95.6%	95.6%	Fall 2016 4-year	67.8%
Same		91.1%	92.5%	91.4%	Fall 2017 4-year	67.8%
Other		5.5%	3.1%	4.2%	Fall 2011 5-year	81.8%
Two-Year Persistence of First-time, Full-time, Degree Seeking Undergraduates				Fall 2015 5-year	86.2%	
		Enter Fall 2014	Enter Fall 2018	Enter Fall 2019	Fall 2016 5-year	86.4%
Institution Persistence				Fall 2010 6-year	84.2%	
Cohort				Fall 2014 6-year	88.6%	
Total				Fall 2015 6-year	89.1%	
Same				National Comparison (IPEDS Definition)		
Other				Cohort	Institution Rate	OOS Peers Rate
Peer Group Persistence				Fall 2011 4-year	51.0%	67.4%
Cohort				Fall 2015 4-year	55.0%	71.4%
Total				Fall 2010 5-year	76.0%	83.0%
Same				Fall 2014 5-year	79.0%	85.8%
Other				Fall 2009 6-year	79.0%	85.4%
				Fall 2013 6-year	82.0%	88.0%

Average Number of Fall & Spring Semesters and SCH Attempted for Bachelor's Degree						
Year	Institution Grads	Sem	SCH	Peer Group Average Grads	Sem	SCH
FY 2017	10,087	9.20	130.00	9,158	9.10	128.00
FY 2020	10,839	9.40	128.00	*****	9.00	124.50
FY 2021	11,194	9.20	127.00	*****	8.90	124.50

Six-year Graduation & Persistence Rate, Fall 2015		
Student Group	Cohort	Rate
<i>For Students Needing Dev Ed</i>		
Institution	157	66.9%
Peer Group	213	70.9%
<i>For Students NOT Needing Dev Ed</i>		
Institution	8,336	91.7%
Peer Group	7,814	92.1%

*Peer Group data is average for peer group.

Funding						
Source	FY 2016 Amount	Pct of Total	FY 2020 Amount	Pct of Total	FY 2021 Amount	Pct of Total
Appropriated Funds	\$539,386,514	33.8%	\$616,375,472	32.5%	\$650,735,800	31.4%
Federal Funds	\$123,983,636	7.8%	\$190,098,608	10.0%	\$272,642,791	13.1%
Tuition & Fees	\$479,736,869	30.1%	\$630,571,283	33.3%	\$647,717,317	31.2%
Total Revenue	\$1,594,794,463	100.0%	\$1,895,403,725	100.0%	\$2,073,998,752	100.0%

Online Resume for Prospective Students, Parents and the Public

TEXAS A&M UNIVERSITY

Location: College Station, Central Region

Research Accountability Peer Group: UT Austin

Out-Of-State Peers: Ohio State University-Main Campus, University Of California-Berkeley, University Of Illinois At Urbana-Champaign, University Of Michigan-Ann Arbor, University Of Minnesota-Twin Cities

Degrees Offered: Bachelor's, Master's, Doctoral, Professional

[Institutional Resumes](#)

[Accountability System](#)

[Definitions](#)

[Institution Home Page](#)

Enrollment		
Race/Ethnicity	Fall 2021	
	Number	Percent
White	35,898	54.3%
Hispanic	14,962	22.7%
African American	1,998	3.0%
Asian	6,289	9.5%
International	4,572	6.9%
Other & Unknown	2,338	3.5%
Total	66,057	100.0%
TX First Time Transfers		
Number	% of UG	
Two-Year Institutions	1,795	3.3%
Other Institutions	601	1.1%

Baccalaureate Success			
Graduation Rate of First-time, Full-time Degree-seeking Students			
Measure	Entering		Rate
	Fall		
4-year Rate Total	2017		62.7%
Same Institution			59.7%
Other Institutions			3.0%
5-year Rate Total	2016		84.6%
Same Institution			80.0%
Other Institutions			4.6%
6-year Rate Total	2015		88.5%
Same Institution			82.6%
Other Institutions			5.9%

[Grad Rates by Ethnicity](#)

1-Year Persistence, Fall 2020	
Total	95.6%
Same	91.4%
Other	4.2%

2-Year Persistence, Fall 2019	
Total	93.7%
Same	86.6%
Other	7.1%

Avg Number SCH for Bachelor's Degree		
FY 2021 Average		
Sem	SCH	
All	9.20	127.00

Degrees Awarded	
Type	FY 2021
Bachelor's	12,357
Master's	3,364
Doctoral	760
Professional	303
Total	16,784

[Degrees by Ethnicity](#)

First-time Licensure or Certification Examination Pass Rate	
FY 2021	
Field	Rate
Law	91.7%
Pharmacy	%
Nursing	%
Engineering	85.3%

*Data for FY 2020

Admissions		
Middle 50% of Test Scores, for First-Time Undergraduates, Fall 2021		
Test Section	ACT	SAT
Composite		
Math	https://nces.ed.gov/	
English		
Critical Reading		

Application for First-time Undergraduate Admission			
Fall 2021			
Race/Ethnicity	Applicants	Accepted	Enrolled
White	18,141	64.1%	54.3%
African American	2,112	43.7%	32.6%
Hispanic	11,265	57.1%	43.0%
Asian	6,974	70.9%	31.5%
International	1,439	53.6%	9.1%
Other	1,583	63.9%	42.6%
Total	41,514	61.9%	44.5%

Costs					
Average Annual Academic Costs for Resident Undergraduate Student Taking 30 SCH					Annual Costs for Resident Undergraduate Student Taking 30 SCH, FY 2022
Fiscal Year	Institution Average	Percent Increase	Peer Group Average	Percent Increase	
2017	\$9,707	.0%	\$9,810	.0%	Type of Cost
2018	\$9,882	1.8%	\$10,092	2.8%	
2019	\$10,316	4.2%	\$10,398	2.9%	Average Amount
2020	\$10,562	2.3%	\$10,314	-.8%	
2021	\$11,404	7.4%	\$10,582	2.5%	Total Academic Cost
2022	\$11,642	2.0%	\$10,858	2.5%	On-campus Room & Board
					Books & Supplies
					Off-Campus Transportation & Personal Expenses
					Total Cost

[Rates of Tuition per SCH](#)

[Mandatory Fees](#)

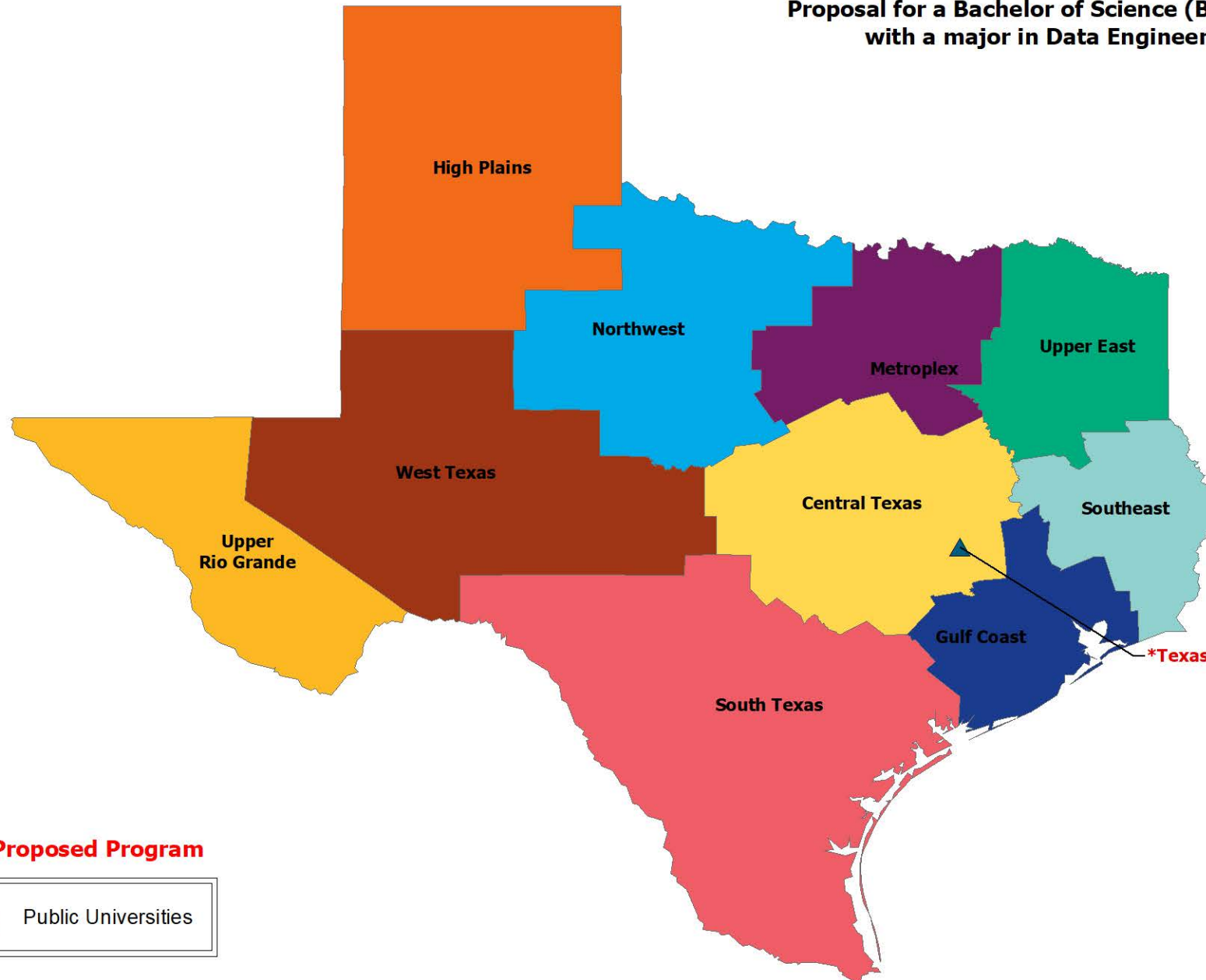
Instruction		
Measure of Excellence	Fall 2021	
Undergraduate Classes with < 20 Students	26.4%	
Undergraduate Classes with > 50 Students	25.0%	
% of Teaching Faculty Tenured/Tenure-track *	67.2%	
Student/Faculty Ratio *	25:1	

Financial Aid		
Enrolled in FY 2020		
Type of Aid	% of UGs Receiving	Average Amount
Grants or Scholarships	0%	\$0
Federal (Pell) Grants	0%	\$0
Federal Student Loans	0%	\$0

Funding		
Source	FY 2021 Amount	Pct of Total
Appropriated Funds	\$650,735,800	31.4%
Federal Funds	\$272,642,791	13.1%
Tuition & Fees	\$647,717,317	31.2%
Total Revenue	\$2,073,998,752	100.0%

* Fall 2020 Data

**Proposal for a Bachelor of Science (BS) degree
with a major in Data Engineering**



*** Proposed Program**



Public Universities

AGENDA ITEM XI-O (4)

Consideration of approving the request from Texas A&M University-Corpus Christi for a Master of Science (MS) degree with a major in engineering

RECOMMENDATION: Approval, beginning fall 2022

Rationale:

Texas A&M University-Corpus Christi (TAMU-Corpus Christi) is proposing a Master of Science (MS) in engineering. The proposed face-to-face program would prepare students to enter professional work requiring advanced knowledge and study in the engineering disciplines represented by the undergraduate engineering programs at TAMU-Corpus Christi. Upon completion of the proposed degree, graduates would have a solid education in the fundamentals of engineering as well as specialized knowledge on current topics in the field and would develop the skills necessary to maintain knowledge of the current state of the art in engineering, allowing for continuing career advancement. Currently, there are 12 public and private institutions that offer a master's-level engineering degree in Texas with the CIP 14.0101. The proposed program would be housed in College of Engineering and Computing Sciences and would consist of 36 semester credit hours (SCH).

The proposed MS is designed to operate in conjunction with the five-year BS/MS degree program in engineering (abbreviated ENBM) at TAMU-Corpus Christi, in which students are admitted into the ENBM program during their junior year, and then enter directly into the MS-ENGR program upon completion of their senior year, taking dual-credit courses during their senior year that are applied to both degrees (BS and MS). Options would be available for entry of students who have already completed their BS degrees in engineering, either at TAMU-Corpus Christi or another institution whose engineering programs are accredited by ABET.

Currently there are nine public institutions and three private institutions that offer a master's-level degree in engineering in Texas.

In accordance with the institution's proposed hiring schedule, TAMU-Corpus Christi would hire one new core faculty member in year three of the program. By June 1, the institution will provide documentation of the hires through submission of a letter of intent, curricula vitae, and list of courses to be taught.

The institution will not seek accreditation for its MS degree program.

Texas A&M University-Corpus Christi (Accountability Peer Group: *Doctoral*)*Related Programs*

The institution has degree programs within the same two-digit CIP code: **Yes**

TAMU-Corpus Christi has five engineering programs:

BS in Civil Engineering
 BS in Electrical Engineering
 MS in Geospatial Systems Engineering
 BS in Industrial Engineering
 BS in Mechanical Engineering

Proposed Program:

Beginning in fall 2022, this face-to-face program would require 36 SCHs of instruction. The proposed program would be designed to prepare graduates with a solid education in the fundamentals of engineering as well as specialized knowledge on current topics in the field and would develop the skills necessary to maintain knowledge of the current state of the art in engineering, allowing for continuing career advancement.

The institution estimates that five-year costs would total \$2,933,107. Formula funding would represent 10% of all funding at \$348,962. Total funding is estimated to be \$3,389,974.

Estimated Five-Year Costs		Estimated Five-Year Funding	
Personnel		Formula Funding (Years 3-5)	\$ 348,962
Faculty (New)	\$ 270,000	Other State Funding	\$ 0
Faculty (Reallocated)	\$ 1,738,321	Reallocation of Resources	\$ 1,905,714
Program Administration (New)	\$ 0	Tuition and Fees	\$ 1,135,298
Program Administration (Reallocated)	\$ 112,500	Federal Funding	\$ 0
Graduate Assistants (New)	\$ 496,800	Other Funding	\$ 0
Graduate Assistants (Reallocated)	\$ 0		
Clerical Staff (New)	\$ 90,000		
Clerical Staff (Reallocated)	\$ 29,893		
Student Support	\$ 85,000		
Supplies and Materials	\$ 20,200		
Library & IT Resources	\$ 78,394		
Equipment	\$ 0		
Facilities	\$ 0		
Other (Travel)	\$ 12,000		
Total	\$ 2,933,107	Total	\$ 3,389,974

Evidence of Duplication, Workforce Need, and Student Demand:

<i>Duplication of Programs is: Moderate</i>			
Number of institutions with master's degree programs in the state with the same 6-digit CIP (14.0101): 12			
Number of degree programs within a 60-minute drive with the same 6-digit CIP (14.0201): 0			
<i>Job Market Need: Moderate</i>			
Advertisements for job openings	<u>Yes</u>	No	N/A
Employer surveys	<u>Yes</u>	No	N/A
Projections from government agencies, professional entities, etc.	<u>Yes</u>	No	N/A
<i>Student Demand: Moderate</i>			
Increased enrollment in related programs at the institution	Yes	<u>No</u>	N/A
High enrollment in similar programs at other institutions	Yes	<u>No</u>	N/A
Applicants turned away at similar programs at other institutions	Yes	<u>No</u>	N/A
Student surveys	Yes	<u>No</u>	N/A

<i>Start-Up Projections:</i>	<i>Yr. 1</i>	<i>Yr. 2</i>	<i>Yr. 3</i>	<i>Yr. 4</i>	<i>Yr. 5</i>
<i>Student Headcount</i>	8	16	23	27	32
<i>Student FTE (x9SCH)</i>	72	144	207	243	288
<i>Core Faculty Headcount</i>	6	6	7	7	7
<i>Core Faculty FTE</i>	3.25	3.25	3.75	3.75	3.75

Major Commitments:

In accordance with the institution's proposed hiring schedule, TAMU-Corpus Christi would hire one new core faculty member in year three of the program. By June 1, the institution will provide documentation of the hires through submission of a letter of intent, curricula vitae, and list of courses to be taught.

Elizabeth Mayer, Assistant Commissioner for Academic and Health Affairs, will present this item and be available to answer questions.

Online Resume for Legislators and Other Policymakers

TEXAS A&M UNIVERSITY-CORPUS CHRISTI

Location: Corpus Christi, South Texas Region

Doctoral Accountability Peer Group: Sam Houston State Univ, Texas A&M - Commerce, Texas A&M - Kingsville, Texas Southern Univ, Texas Woman's Univ, UT Pan American

Out-Of-State Peers: Ball State University, East Tennessee State University, The University Of West Florida, University Of Arkansas At Little Rock, University Of North Carolina At Greensboro

Degrees Offered: Bachelor's, Master's, Doctoral

[Institutional Resumes](#)

[Accountability System](#)

[Definitions](#)

[Institution Home Page](#)

Enrollment						
Race/Ethnicity	Fall 2016		Fall 2020		Fall 2021	
	Number	Percent	Number	Percent	Number	Percent
White	4,602	37.7%	4,025	37.2%	3,935	36.6%
Hispanic	5,632	46.2%	5,181	47.9%	5,158	47.9%
African American	801	6.6%	658	6.1%	655	6.1%
Asian	348	2.9%	408	3.8%	433	4.0%
International	477	3.9%	279	2.6%	323	3.0%
Other & Unknown	342	2.8%	269	2.5%	258	2.4%
Total	12,202	100.0%	10,820	100.0%	10,762	100.0%
TX First Time Transfers	Number		Number		Number	
	% of UG		% of UG		% of UG	
Two-Year Institutions	654	6.6%	469	5.7%	545	7.0%
Other Institutions	126	1.3%	79	1.0%	90	1.1%

Costs				
Average Annual Total Academic Costs for Resident Undergraduate Student Taking 30 SCH				
Fiscal Year	Texas Rates			
	Institution Average	Percent Increase	Peer Group Average	Percent Increase
2017	\$9,105	.0%	\$8,728	.0%
2018	\$8,566	-5.9%	\$7,697	-11.8%
2019	\$9,760	13.9%	\$7,955	3.4%
2020	\$10,020	2.7%	\$8,178	2.8%
2021	\$9,825	-1.9%	\$8,470	3.6%
2022	\$10,031	2.1%	\$8,559	1.1%

Financial Aid						
Fiscal Year	Institution		Peer Group		OOS Peer Group	
	Percent	Avg Amt	Percent	Avg Amt	Percent	Avg Amt
Federal Student Loans						
2019	51%	\$6,692	45%	\$6,185	0%	\$0
2020	0%	\$0	0%	\$0	0%	\$0
Federal, State, Institutional or Other Grants Known by Institutions						
2019	49%	\$7,101	55%	\$6,321	0%	\$0
2020	0%	\$0	0%	\$0	0%	\$0
Federal (Pell) Grants						
2019	42%	\$4,961	39%	\$4,318	0%	\$0
2020	0%	\$0	0%	\$0	0%	\$0

Student Success						
One-Year Persistence of First-time, Full-time, Degree Seeking Undergraduates				Graduation Rates		
		Enter Fall 2015	Enter Fall 2019	Enter Fall 2020	Cohort	Peer Group
Cohort		2,231	1,769	1,448		
Total		80.0%	81.7%	78.3%	Fall 2012 4-year	22.3%
Same		58.3%	57.3%	54.9%	Fall 2016 4-year	28.4%
Other		21.7%	24.5%	23.4%	Fall 2017 4-year	27.5%
Two-Year Persistence of First-time, Full-time, Degree Seeking Undergraduates						
		Enter Fall 2014	Enter Fall 2018	Enter Fall 2019		
Institution Persistence					Fall 2011 5-year	39.1%
Cohort		2,505	1,907	1,763	Fall 2015 5-year	45.1%
Total		71.9%	76.1%	73.8%	Fall 2016 5-year	46.4%
Same		48.5%	48.9%	45.8%	Fall 2010 6-year	43.6%
Other		23.4%	27.3%	28.0%	Fall 2014 6-year	50.6%
Peer Group Persistence					Fall 2015 6-year	52.2%
Cohort		1,821	1,589	1,506		
Total		73.2%	70.7%	70.5%		
Same		48.3%	54.5%	55.0%		
Other		31.8%	16.2%	15.5%		

Average Number of Fall & Spring Semesters and SCH Attempted for Bachelor's Degree						
Year	Institution			Peer Group Average		
	Grads	Sem	SCH	Grads	Sem	SCH
FY 2017	1,182	10.00	139.00	1,275	10.63	142.66
FY 2020	1,398	10.00	139.00	1,403	10.43	139.33
FY 2021	1,367	10.00	138.00	1,434	10.10	138.66

Six-year Graduation & Persistence Rate, Fall 2015		
Student Group	Cohort	Rate
<i>For Students Needing Dev Ed</i>		
Institution	491	40.1%
Peer Group	598	46.8%
<i>For Students NOT Needing Dev Ed</i>		
Institution	1,740	69.4%
Peer Group	1,000	70.2%

*Peer Group data is average for peer group.

Funding						
Source	FY 2016 Amount	Pct of Total	FY 2020 Amount	Pct of Total	FY 2021 Amount	Pct of Total
Appropriated Funds	\$72,544,590	39.9%	\$83,318,275	38.7%	\$80,725,731	34.0%
Federal Funds	\$30,852,936	17.0%	\$40,633,737	18.9%	\$64,668,767	27.2%
Tuition & Fees	\$58,297,423	32.1%	\$67,396,925	31.3%	\$67,622,717	28.5%
Total Revenue	\$181,795,407	100.0%	\$215,197,138	100.0%	\$237,495,175	100.0%

Online Resume for Prospective Students, Parents and the Public

TEXAS A&M UNIVERSITY-CORPUS CHRISTI

Location: Corpus Christi, South Texas Region

Doctoral Accountability Peer Group: Sam Houston State Univ, Texas A&M - Commerce, Texas A&M - Kingsville, Texas Southern Univ, Texas Woman's Univ, UT Pan American

Out-Of-State Peers: Ball State University, East Tennessee State University, The University Of West Florida, University Of Arkansas At Little Rock, University Of North Carolina At Greensboro

Degrees Offered: Bachelor's, Master's, Doctoral

[Institutional Resumes](#)

[Accountability System](#)

[Definitions](#)

[Institution Home Page](#)

Enrollment		
Race/Ethnicity	Fall 2021 Number	Percent
White	3,935	36.6%
Hispanic	5,158	47.9%
African American	655	6.1%
Asian	433	4.0%
International	323	3.0%
Other & Unknown	258	2.4%
Total	10,762	100.0%
TX First Time Transfers	Number	% of UG
Two-Year Institutions	545	7.0%
Other Institutions	90	1.1%

Baccalaureate Success			
Graduation Rate of First-time, Full-time Degree-seeking Students Entering			
Measure	Fall	Rate	
4-year Rate Total	2017	26.1%	
Same Institution		19.4%	
Other Institutions		6.7%	
5-year Rate Total	2016	44.6%	
Same Institution		30.4%	
Other Institutions		14.2%	
6-year Rate Total	2015	52.2%	
Same Institution		34.9%	
Other Institutions		17.3%	

[Grad Rates by Ethnicity](#)

1-Year Persistence, Fall 2020	
Total	78.3%
Same	54.9%
Other	23.4%

2-Year Persistence, Fall 2019	
Total	73.8%
Same	45.8%
Other	28.0%

Avg Number SCH for Bachelor's Degree	
FY 2021 Average	
Sem	SCH
All	10.00 138.00

Degrees Awarded	
Type	FY 2021
Bachelor's	1,854
Master's	872
Doctoral	42
Professional	0
Total	2,768

[Degrees by Ethnicity](#)

First-time Licensure or Certification Examination Pass Rate	
Field	FY 2021 Rate
Law	%
Pharmacy	%
Nursing	95.8%
Engineering	50.0%

*Data for FY 2020

Admissions		
Middle 50% of Test Scores, for First-Time Undergraduates, Fall 2021		
Test Section	ACT	SAT
Composite	https://nces.ed.gov/	
Math		
English		
Critical Reading		

Application for First-time Undergraduate Admission Fall 2021			
Race/Ethnicity	Applicants	Accepted	Enrolled
White	2,084	92.2%	34.7%
African American	376	87.2%	23.5%
Hispanic	4,247	91.2%	23.9%
Asian	201	89.1%	33.0%
International	224	88.4%	11.1%
Other	210	95.7%	27.9%
Total	7,342	91.3%	27.0%

Costs					
Average Annual Academic Costs for Resident Undergraduate Student Taking 30 SCH					Annual Costs for Resident Undergraduate Student Taking 30 SCH, FY 2022
Fiscal Year	Institution Average	Percent Increase	Peer Group Average	Percent Increase	Type of Cost
2017	\$9,105	.0%	\$8,652	.0%	Total Academic Cost
2018	\$8,566	-6.3%	\$7,553	-14.6%	On-campus Room & Board
2019	\$9,760	12.2%	\$7,654	1.3%	Books & Supplies
2020	\$10,020	2.6%	\$7,871	2.8%	Off-Campus Transportation & Personal Expenses
2021	\$9,825	-2.0%	\$8,245	4.5%	
2022	\$10,031	2.1%	\$8,313	.8%	Total Cost

[Rates of Tuition per SCH](#)
[Mandatory Fees](#)

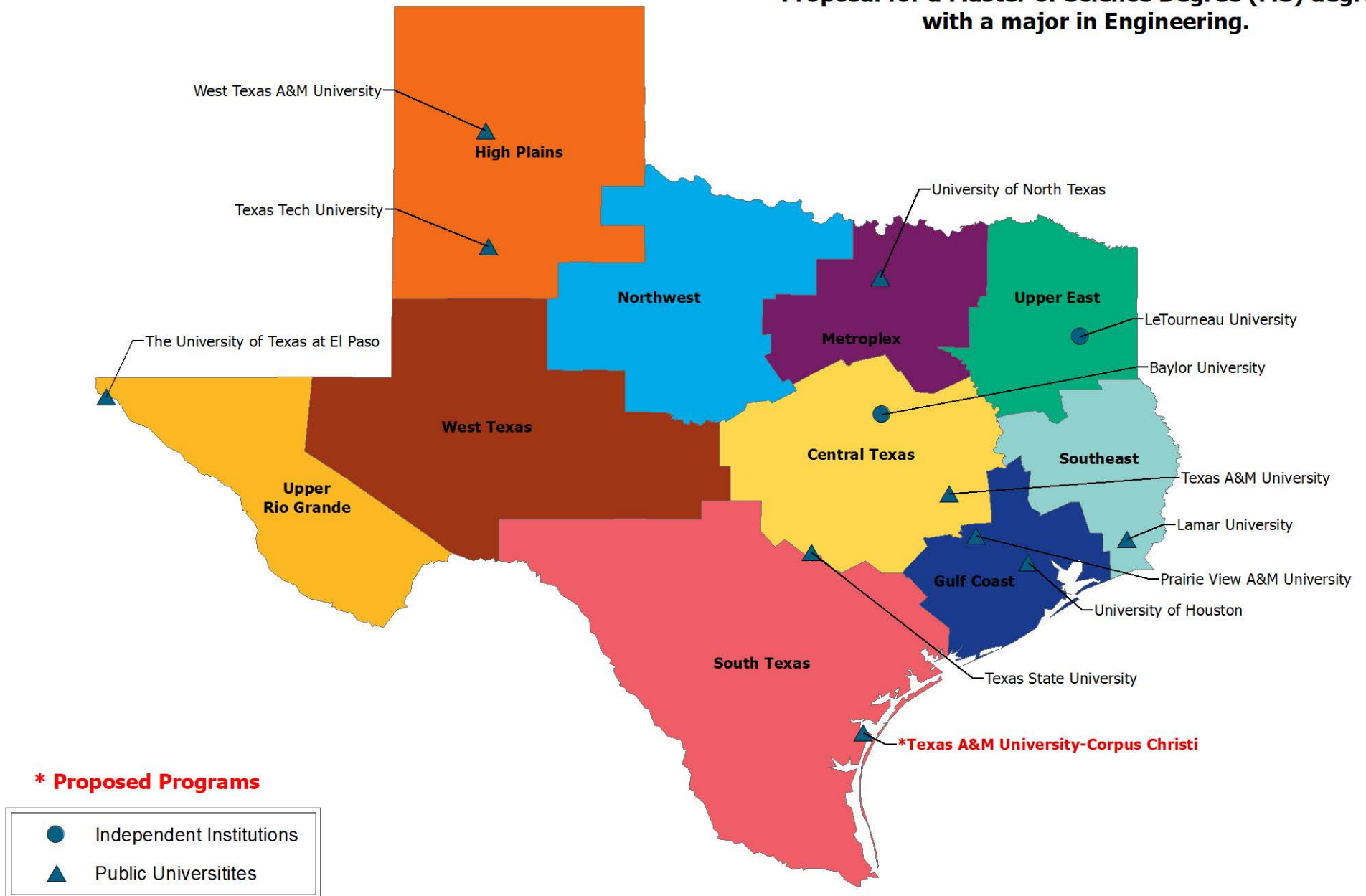
Instruction		
Measure of Excellence	Fall 2021	
Undergraduate Classes with < 20 Students	39.0%	
Undergraduate Classes with > 50 Students	9.8%	
% of Teaching Faculty Tenured/Tenure-track *	50.6%	
Student/Faculty Ratio *	22:1	

* Fall 2020 Data

Financial Aid		
Enrolled in FY 2020		
Type of Aid	% of UGs Receiving	Average Amount
Grants or Scholarships	0%	\$0
Federal (Pell) Grants	0%	\$0
Federal Student Loans	0%	\$0

Funding		
Source	FY 2021 Amount	Pct of Total
Appropriated Funds	\$80,725,731	34.0%
Federal Funds	\$64,668,767	27.2%
Tuition & Fees	\$67,622,717	28.5%
Total Revenue	\$237,495,175	100.0%

Proposal for a Master of Science Degree (MS) degree with a major in Engineering.



AGENDA ITEM XI-O (5)

Consideration and possible action to approve the request from The University of Texas at Arlington for a Bachelor of Science (BS) degree with a major in resources and energy engineering

RECOMMENDATION: Approval, beginning fall 2022

Rationale:

The University of Texas at Arlington (UT-Arlington) is seeking approval to offer a Bachelor of Science (BS) degree program in resources and energy engineering, which would be the first program of its kind in the nation. The curriculum will not only cover the emerging alternative energy sources where future research and energy jobs will increasingly be concentrated, but it will also include the equally important topics of economics, public policy, and consumer perception surrounding the transition to renewable energy resources.

The proposed program would require 124 semester credit hours (SCHs). The 4 SCHs beyond the traditional 120-SCH degree plan is because four of the required mathematics, science, and engineering fundamentals courses are 4 SCHs each. There would be 72 SCHs of required courses and 9 SCHs of electives beyond the 43 SCHs of courses in the general core curriculum. The proposed program would be offered face to face to students in Arlington.

Job market demand appears strong. It is difficult to quantify job market demand precisely because energy engineering is not yet tracked by the Bureau of Labor Statistics, the Texas Workforce Commission, or Emsi. Job demand for related disciplines, plus extrapolations from the growth of alternative energy resource industries (especially electric automobiles), suggest strong and increasing job demand. A survey from 2016 found that 73% of US employers indicated difficulty in hiring qualified workers in energy engineering fields. Similarly, in Texas, an average of 58% of employers indicated difficulty in hiring qualified workers. The curriculum would also prepare graduates for other careers in energy management, public policy, and business related to alternative energy.

In accordance with the institution's proposed hiring schedule, UT-Arlington will hire two core faculty members, one in each of the third and fourth years. The institution will submit reports in years one, three, and four, confirming institutional commitments and assessing the progress of program implementation.

The institution will seek accreditation for its resources and energy engineering degree program from ABET upon the graduation of its first cohort.

The University of Texas at Arlington (Accountability Peer Group: *Emerging Research*)*Related Programs*

The institution has degree programs within the same two-digit CIP code: Yes No

UT-Arlington has 12 related degree programs:

- BS, MS, PhD in Aerospace Engineering
- BS in Architectural Engineering
- BS, MS, PhD in Biomedical Engineering
- BS, MS, PhD in Civil Engineering
- BS, MS, PhD in Computer Engineering
- MS in Computer Science and Engineering
- BS, MS in Construction Management
- BS, MS, PhD in Electrical Engineering
- BS, MS, PhD in Industrial Engineering
- MS, PhD in Materials Science Engineering
- BS, MS, PhD in Mechanical Engineering
- BS, MS in Software Engineering

The institution estimates that five-year costs would total \$3,146,833. Formula funding would represent 4% of all funding at \$360,106. Total funding is estimated to be \$15,771,553.

Estimated Five-Year Costs		Estimated Five-Year Funding	
Personnel		Formula Funding (Years 3-5)	\$ 620,002
Faculty (New)	\$ 808,000	Other State Funding	\$ 0
Faculty (Reallocated)	\$ 1,010,304	Reallocation of Resources	\$ 1,274,293
Program Administration (New)	\$ 0	Tuition and Fees	\$ 0
Program Administration (Reallocated)	\$ 263,989	Federal Funding	\$ 13,877,258
Graduate Assistants (New)	\$ 228,000	Other Funding	\$ 0
Graduate Assistants (Reallocated)	\$ 0		
Clerical Staff (New)	\$ 477,000		
Clerical Staff (Reallocated)	\$ 0		
Student Support	\$ 0		
Supplies and Materials	\$ 0		
Library & IT Resources	\$ 0		
Equipment	\$ 0		
Facilities	\$ 0		
Other (Travel)	\$ 359,540		
Total	\$ 3,146,833	Total	\$ 15,771,553

Evidence of Duplication, Workforce Need, and Student Demand:

<i>Duplication of Program: <u>Strong</u></i>				
Number of institutions with degree programs in the state with the same 6-digit CIP: 0				
Public Institutions		Independent Colleges and Universities		
No bachelor's programs.		No bachelor's programs.		
Number of degree programs within a 60-minute drive with the same 6-digit CIP (51.3801): 0				
<i>Job Market Need: <u>Strong</u></i>				
Advertisements for job openings		Yes	No	N/A
Employer surveys		Yes	No	N/A
Projections from government agencies, professional entities, etc.		Yes	No	N/A
<i>Student Demand: <u>Strong</u></i>				
Increased enrollment in related programs at the institution		Yes	No	N/A
High enrollment in similar programs at other institutions		Yes	No	N/A
Applicants turned away at similar programs at other institutions		Yes	No	N/A
Student surveys		Yes	No	N/A

Start-Up Projections:

	<i>Yr. 1</i>	<i>Yr. 2</i>	<i>Yr. 3</i>	<i>Yr. 4</i>	<i>Yr. 5</i>
<i>Student Headcount</i>	55	129	225	314	360
<i>Student FTE</i>	48	113	197	274	315
<i>Core Faculty Headcount</i>	7	7	8	9	9
<i>Core Faculty FTE</i>	2.2	2.2	2.2	2.2	2.2

Major Commitments:

In accordance with the institution's proposed hiring schedule, UT-Arlington will hire two core faculty members, one in each of the third and fourth years. The institution will submit reports in years one, three, and five, confirming institutional commitments and assessing the progress of program implementation.

The institution will seek accreditation for its resources and energy engineering degree program from ABET upon the graduation of its first cohort.

Elizabeth Mayer, Assistant Commissioner for Academic and Health Affairs, will present this item and be available to answer questions.

Online Resume for Legislators and Other Policymakers

THE UNIVERSITY OF TEXAS AT ARLINGTON

Location: Arlington, Metroplex Region

Emerging Research Accountability Peer Group: Texas State Univ, Texas Tech Univ, UT Dallas, UT El Paso, UT San Antonio, Univ of Houston, Univ of North Texas

Out-Of-State Peers: Arizona State University-Tempe, Florida International University, Georgia State University, University Of New Mexico-Main Campus, University Of Oklahoma-Norman Campus

Degrees Offered: Bachelor's, Master's, Doctoral

[Institutional Resumes](#)

[Accountability System](#)

[Definitions](#)

[Institution Home Page](#)

Enrollment						
Race/Ethnicity	Fall 2016		Fall 2020		Fall 2021	
	Number	Percent	Number	Percent	Number	Percent
White	13,827	34.8%	13,324	31.2%	11,700	28.2%
Hispanic	9,804	24.7%	12,653	29.6%	12,788	30.8%
African American	5,980	15.1%	6,616	15.5%	6,321	15.2%
Asian	4,098	10.3%	5,034	11.8%	4,997	12.0%
International	4,888	12.3%	3,869	9.1%	4,582	11.0%
Other & Unknown	1,109	2.8%	1,237	2.9%	1,127	2.7%
Total	39,706	100.0%	42,733	100.0%	41,515	100.0%
TX First Time Transfers	Number	% of UG	Number	% of UG	Number	% of UG
	4,135	15.6%	3,638	12.5%	3,312	11.8%
Two-Year Institutions	567	2.1%	473	1.6%	508	1.8%
Other Institutions						

Costs				
Average Annual Total Academic Costs for Resident Undergraduate Student Taking 30 SCH				
Fiscal Year	Texas Rates			
	Institution Average	Percent Increase	Peer Group Average	Percent Increase
2017	\$9,616	.0%	\$10,201	.0%
2018	\$9,952	3.5%	\$10,443	2.4%
2019	\$10,250	3.0%	\$10,712	2.6%
2020	\$11,040	7.7%	\$11,011	2.8%
2021	\$11,620	5.3%	\$11,455	4.0%
2022	\$11,968	3.0%	\$11,762	2.7%

Average Number of Fall & Spring Semesters and SCH Attempted for Bachelor's Degree						
Year	Institution			Peer Group Average		
	Grads	Sem	SCH	Grads	Sem	SCH
FY 2017	3,505	12.20	143.00	3,929	10.72	139.00
FY 2020	3,877	11.60	139.00	4,658	10.37	135.75
FY 2021	4,116	10.40	139.00	4,850	9.82	134.25

Financial Aid						
Fiscal Year	Institution		Peer Group		OOS Peer Group	
	Percent	Avg Amt	Percent	Avg Amt	Percent	Avg Amt
Federal Student Loans						
2019	38%	\$7,810	43%	\$6,780	0%	\$0
2020	0%	\$0	0%	\$0	0%	\$0
Federal, State, Institutional or Other Grants Known by Institutions						
2019	57%	\$7,339	61%	\$8,004	0%	\$0
2020	0%	\$0	0%	\$0	0%	\$0
Federal (Pell) Grants						
2019	36%	\$4,605	38%	\$4,638	0%	\$0
2020	0%	\$0	0%	\$0	0%	\$0

Student Success						
One-Year Persistence of First-time, Full-time, Degree Seeking Undergraduates				Graduation Rates		
Enter Fall 2015		Enter Fall 2019	Enter Fall 2020	Cohort	Institution Rate	Peer Group Rate
Cohort	2,712	3,585	3,701	Fall 2012 4-year	27.2%	31.4%
Total	87.6%	86.5%	83.7%	Fall 2016 4-year	37.3%	40.7%
Same	69.1%	75.6%	71.0%	Fall 2017 4-year	40.3%	43.2%
Other	18.5%	10.9%	12.8%	Fall 2011 5-year	49.9%	52.1%
Two-Year Persistence of First-time, Full-time, Degree Seeking Undergraduates				Fall 2015 5-year	56.6%	59.8%
Enter Fall 2014		Enter Fall 2018	Enter Fall 2019	Fall 2016 5-year	58.1%	60.5%
Institution Persistence				Fall 2010 6-year	56.8%	59.4%
Cohort	2,682	3,386	3,572	Fall 2014 6-year	63.6%	65.3%
Total	82.2%	82.1%	78.3%	Fall 2015 6-year	64.7%	66.7%
Same	62.0%	67.2%	63.4%	National Comparison (IPEDS Definition)		
Other	20.2%	14.9%	14.9%	Cohort	Institution Rate	OOS Peers Rate
Peer Group Persistence				Fall 2011 4-year	21.0%	30.0%
Cohort	3,964	4,534	4,707	Fall 2015 4-year	26.0%	36.6%
Total	82.3%	82.8%	81.6%	Fall 2010 5-year	39.0%	51.0%
Same	67.3%	70.5%	70.6%	Fall 2014 5-year	44.0%	55.6%
Other	15.0%	12.3%	10.9%	Fall 2009 6-year	46.0%	58.2%
Average Number of Fall & Spring Semesters				Fall 2013 6-year	51.0%	61.0%

Six-year Graduation & Persistence Rate, Fall 2015		
Student Group	Cohort	Rate
<i>For Students Needing Dev Ed</i>		
Institution	141	40.4%
Peer Group	456	57.2%
<i>For Students NOT Needing Dev Ed</i>		
Institution	2,571	75.0%
Peer Group	3,565	76.9%

*Peer Group data is average for peer group.

Funding						
Source	FY 2016 Amount	Pct of Total	FY 2020 Amount	Pct of Total	FY 2021 Amount	Pct of Total
Appropriated Funds	\$155,601,378	26.8%	\$171,230,934	24.1%	\$160,771,184	21.2%
Federal Funds	\$94,831,522	16.3%	\$132,620,378	18.7%	\$176,364,560	23.3%
Tuition & Fees	\$268,348,785	46.3%	\$326,687,549	46.1%	\$333,494,337	44.0%
Total Revenue	\$580,071,446	100.0%	\$709,275,807	100.0%	\$758,392,653	100.0%

Online Resume for Prospective Students, Parents and the Public

THE UNIVERSITY OF TEXAS AT ARLINGTON

Location: Arlington, Metroplex Region

Emerging Research Accountability Peer Group: Texas State Univ, Texas Tech Univ, UT Dallas, UT El Paso, UT San Antonio, Univ of Houston, Univ of North Texas

Out-Of-State Peers: Arizona State University-Tempe, Florida International University, Georgia State University, University Of New Mexico-Main Campus, University Of Oklahoma-Norman Campus

Degrees Offered: Bachelor's, Master's, Doctoral

[Institutional Resumes](#)

[Accountability System](#)

[Definitions](#)

[Institution Home Page](#)

Enrollment		
Race/Ethnicity	Fall 2021	
	Number	Percent
White	11,700	28.2%
Hispanic	12,788	30.8%
African American	6,321	15.2%
Asian	4,997	12.0%
International	4,582	11.0%
Other & Unknown	1,127	2.7%
Total	41,515	100.0%
TX First Time Transfers		
Number	% of UG	
Two-Year Institutions	3,312	11.8%
Other Institutions	508	1.8%

Baccalaureate Success				
Graduation Rate of First-time, Full-time Degree-seeking Students			1-Year Persistence, Fall 2020	
Entering		Rate	Total	83.7%
Measure	Fall		Same	71.0%
4-year Rate Total	2017	40.3%	Other	12.8%
Same Institution		35.3%	2-Year Persistence, Fall 2019	
Other Institutions		5.0%	Total	78.3%
5-year Rate Total	2016	58.1%	Same	63.4%
Same Institution		47.7%	Other	14.9%
Other Institutions		10.4%		
6-year Rate Total	2015	64.7%		
Same Institution		50.7%		
Other Institutions		14.0%		
Grad Rates by Ethnicity				
			Avg Number SCH for Bachelor's Degree	
			FY 2021 Average	
			Sem	SCH
			All	10.40 139.00

Degrees Awarded	
Type	FY 2021
Bachelor's	8,987
Master's	5,074
Doctoral	277
Professional	0
Total	14,338

[Degrees by Ethnicity](#)

First-time Licensure or Certification Examination Pass Rate	
FY 2021	
Field	Rate
Law	%
Pharmacy	%
Nursing	92.2%
Engineering	55.0%

*Data for FY 2020

Admissions		
Middle 50% of Test Scores, for First-Time Undergraduates, Fall 2021		
Test Section	ACT	SAT
Composite	https://nces.ed.gov/	
Math		
English		
Critical Reading		

Application for First-time Undergraduate Admission Fall 2021			
Race/Ethnicity	Applicants	Accepted	Enrolled
White	2,655	96.4%	35.2%
African American	2,712	88.0%	29.1%
Hispanic	6,345	92.6%	33.3%
Asian	2,250	96.0%	34.8%
International	1,157	88.8%	11.8%
Other	382	94.2%	39.4%
Total	15,501	92.7%	31.8%

Costs					
Average Annual Academic Costs for Resident Undergraduate Student Taking 30 SCH					Annual Costs for Resident Undergraduate Student Taking 30 SCH, FY 2022
Fiscal Year	Institution Average	Percent Increase	Peer Group Average	Percent Increase	
2017	\$9,616	.0%	\$10,284	.0%	Type of Cost
2018	\$9,952	3.4%	\$10,513	2.2%	
2019	\$10,250	2.9%	\$10,778	2.5%	Total Academic Cost
2020	\$11,040	7.2%	\$11,007	2.1%	On-campus Room & Board
2021	\$11,620	5.0%	\$11,432	3.7%	Books & Supplies
2022	\$11,968	2.9%	\$11,733	2.6%	Off-Campus Transportation & Personal Expenses
					Total Cost
					\$27,350

[Rates of Tuition per SCH](#)
[Mandatory Fees](#)

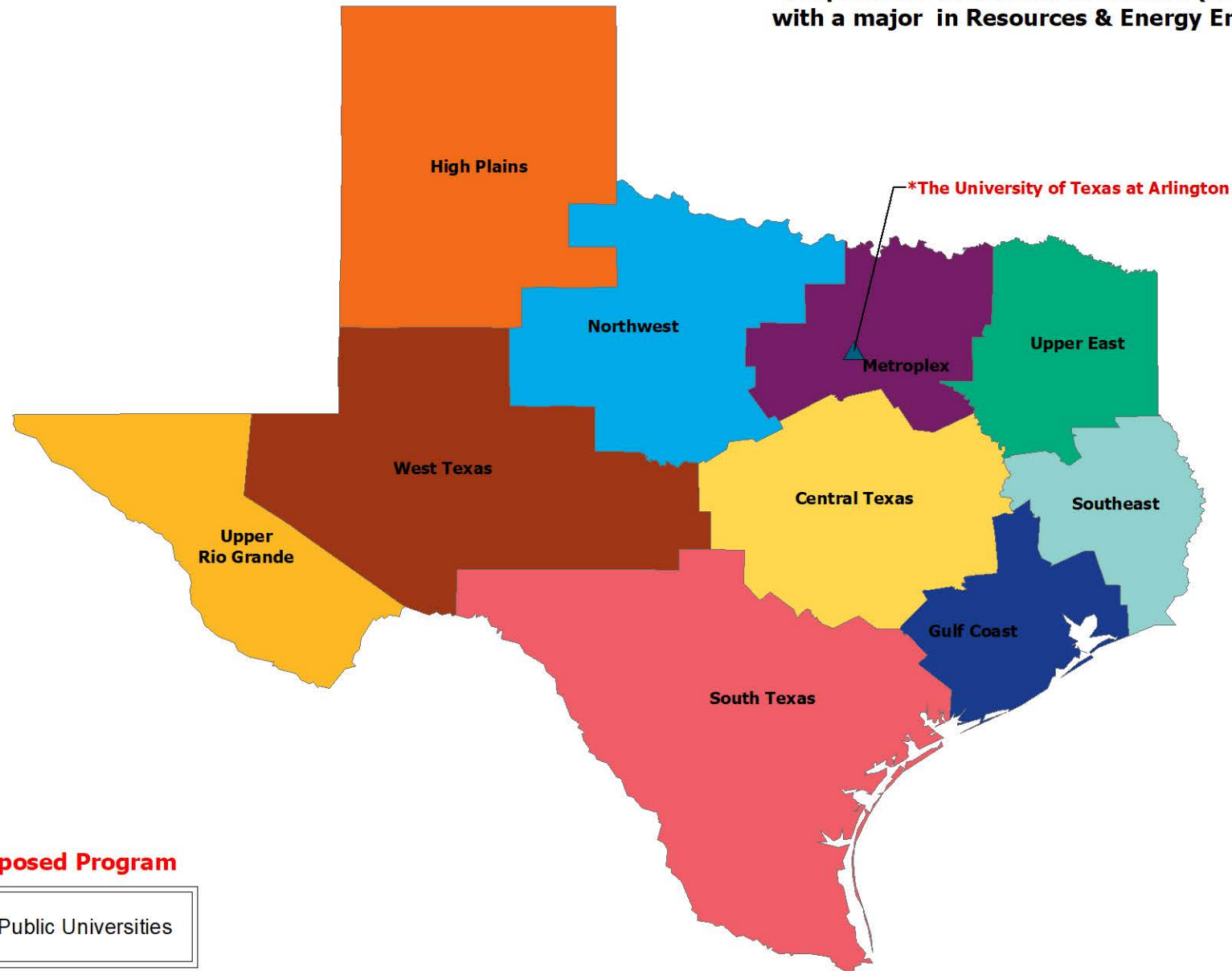
Instruction		
Measure of Excellence	Fall 2021	
Undergraduate Classes with < 20 Students	37.0%	
Undergraduate Classes with > 50 Students	22.2%	
% of Teaching Faculty Tenured/Tenure-track *	41.9%	
Student/Faculty Ratio *	26:1	

Financial Aid		
Enrolled in FY 2020		
Type of Aid	% of UGs Receiving	Average Amount
Grants or Scholarships	0%	\$0
Federal (Pell) Grants	0%	\$0
Federal Student Loans	0%	\$0

Funding		
Source	FY 2021 Amount	Pct of Total
Appropriated Funds	\$160,771,184	21.2%
Federal Funds	\$176,364,560	23.3%
Tuition & Fees	\$333,494,337	44.0%
Total Revenue	\$758,392,653	100.0%

* Fall 2020 Data

**Proposal for a Bachelor of Science (BS) degree
with a major in Resources & Energy Engineering**



AGENDA ITEM XI-O (6)

Consideration and possible action to approve the request from The University of Texas at El Paso for a Bachelor of Science (BS) degree with a major in computer engineering

RECOMMENDATION: Approval, beginning fall 2022

Rationale:

The University of Texas at El Paso (UTEP) is proposing a Bachelor of Science (BS) in computer engineering. The proposed face-to-face program would be offered at UTEP's main campus in El Paso, Texas, and would offer students an additional option for pursuing an engineering degree and serve as a pipeline for graduate studies in engineering. UTEP states there is a need for computer engineers in the region of El Paso, Texas. There is a need in the Upper Rio Grande Valley Region; currently the closest public institution that offers a computer engineering program is The University of New Mexico, which is 265 miles from UTEP and is out of state. In the state of Texas, the closest public institution is Texas Tech University, which is 316 miles away. The proposed program would be housed in the Department of Electrical and Computer Engineering and would consist of 128 semester credit hours (SCHs).

The proposed program would be designed to prepare students in 1) circuits and electronics; 2) software design (including data structures and algorithms); 3) digital design; 4) computer architecture and organization; 5) embedded systems; 6) computer networks; 7) signal processing; and 8) systems resource management.

Currently, there are 12 public institutions that offer a bachelor's-level computer engineering degree in Texas with the CIP 14.0901.

In accordance with the institution's proposed hiring schedule, UTEP would hire one new core faculty member in each of years one, two, and four of the program of the program. By June 1 of each hiring year, the institution will provide documentation of the hires through submission of a letter of intent, curricula vitae, and list of courses to be taught.

The institution will seek accreditation from the Accreditation Board for Engineering and Technology (ABET) for its BS degree program after the first graduating cohort.

The University of Texas at El Paso (Accountability Peer Group: *Emerging Research*)*Related Programs*

The institution has degree programs within the same two-digit CIP code: **Yes**

UTEP has 18 engineering programs:

BS in Aerospace and Aeronautical Engineering
 MS, PhD in Biomedical Engineering
 MS in Civil and Environmental Engineering
 BS, MS, PhD in Civil Engineering
 MS in Computer Engineering
 BS in Construction Engineering and Management
 PhD in Electrical and Computer Engineering
 BS, MS in Electrical Engineering
 BS, MS in Mechanical Engineering
 BS in Engineering Leadership
 MS in Environmental Engineering
 PhD in Environmental Science and Engineering
 BS in Industrial and Systems Engineering
 MS in Industrial Engineering
 MS in Manufacturing Engineering
 PhD in Materials Science and Engineering
 BS, MS, PhD in Mechanical Engineering
 BS, MS in Metallurgical and Materials Engineering

Proposed Program:

Beginning in fall 2022, this face-to-face program would require 128 SCHs of instruction. The proposed program would provide students with careers in computer software, computer hardware and embedded systems, which is a combination of computer hardware and software that involves developing a computer system by combining existing computer chips, and then programming the developed system to function as desired.

The institution estimates that five-year costs would total \$3,815,414. Formula funding would represent 7% of all funding at \$360,106. Total funding is estimated to be \$4,824,413.

Estimated Five-Year Costs	
Personnel	
Faculty (New)	\$ 792,675
Faculty (Reallocated)	\$ 2,380,825
Program Administration (New)	\$ 129,428
Program Administration (Reallocated)	\$ 96,915
Graduate Assistants (New)	\$ 358,371

Estimated Five-Year Funding	
Formula Funding (Years 3-5)	\$ 360,106
Other State Funding	\$ 0
Reallocation of Resources	\$ 1,904,955
Tuition and Fees	\$ 2,558,352
Federal Funding	\$ 0
Other Funding	\$ 0

Graduate Assistants (Reallocated)	\$ 0		
Clerical Staff (New)	\$ 0		
Clerical Staff (Reallocated)	\$ 0		
Student Support	\$ 0		
Supplies and Materials	\$ 0		
Library & IT Resources	\$ 0		
Equipment	\$ 57,200		
Facilities	\$ 0		
Other (Travel)	\$ 0		
Total	\$ 3,815,414	Total	\$ 4,824,413

Evidence of Duplication, Workforce Need, and Student Demand:

<i>Duplication of Programs is: Strong</i>			
Number of institutions with bachelor's degree programs in the state with the same 6-digit CIP (14.0501): 12			
Number of degree programs within a 60-minute drive with the same 6-digit CIP (14.0201): 0			
<i>Job Market Need: Moderate</i>			
Advertisements for job openings	<u>Yes</u>	No	N/A
Employer surveys	<u>Yes</u>	No	N/A
Projections from government agencies, professional entities, etc.	<u>Yes</u>	No	N/A
<i>Student Demand: Moderate</i>			
Increased enrollment in related programs at the institution	Yes	<u>No</u>	N/A
High enrollment in similar programs at other institutions	Yes	<u>No</u>	N/A
Applicants turned away at similar programs at other institutions	Yes	<u>No</u>	N/A
Student surveys	Yes	<u>No</u>	N/A

<i>Start-Up Projections:</i>	<i>Yr. 1</i>	<i>Yr. 2</i>	<i>Yr. 3</i>	<i>Yr. 4</i>	<i>Yr. 5</i>
<i>Student Headcount</i>	20	43	62	81	94
<i>Student FTE</i>	18	39	56	73	86
<i>Core Faculty Headcount</i>	6	7	7	8	8
<i>Core Faculty FTE</i>	3.05	3.65	3.65	4.25	4.25

Major Commitments:

In accordance with the institution's proposed hiring schedule, UTEP would hire one new core faculty member in each of years one, two, and four of the program. By June 1 of each hiring year, the institution will provide documentation of the hires through submission of a letter of intent, curricula vitae, and list of courses to be taught.

Elizabeth Mayer, Assistant Commissioner for Academic and Health Affairs, would present this item and be available to answer questions.

Online Resume for Legislators and Other Policymakers

THE UNIVERSITY OF TEXAS AT EL PASO

Location: El Paso, Upper Rio Grande Region

Emerging Research Accountability Peer Group: Texas State Univ, Texas Tech Univ, UT Arlington, UT Dallas, UT San Antonio, Univ of Houston, Univ of North Texas

Out-Of-State Peers: University Of Akron Main Campus, University Of Memphis, University Of Nevada-Las Vegas, University Of New Mexico-Main Campus, University Of Oklahoma-Norman Campus

Degrees Offered: Bachelor's, Master's, Doctoral

[Institutional Resumes](#)

[Accountability System](#)

[Definitions](#)

[Institution Home Page](#)

Enrollment						
Race/Ethnicity	Fall 2016		Fall 2020		Fall 2021	
	Number	Percent	Number	Percent	Number	Percent
White	1,827	7.6%	1,562	6.3%	1,421	5.9%
Hispanic	19,153	80.2%	20,599	82.8%	20,080	83.7%
African American	744	3.1%	709	2.9%	636	2.6%
Asian	275	1.2%	273	1.1%	244	1.0%
International	1,633	6.8%	1,387	5.6%	1,313	5.5%
Other & Unknown	256	1.1%	337	1.4%	309	1.3%
Total	23,888	100.0%	24,867	100.0%	24,003	100.0%
TX First Time Transfers	Number	% of UG	Number	% of UG	Number	% of UG
	1,340	6.5%	1,100	5.2%	1,132	5.6%
Two-Year Institutions	Number	% of UG	Number	% of UG	Number	% of UG
	160	.8%	117	.6%	111	.6%

Costs				
Average Annual Total Academic Costs for Resident Undergraduate Student Taking 30 SCH				
Fiscal Year	Texas Rates			
	Institution Average	Percent Increase	Peer Group Average	Percent Increase
2017	\$7,348	.0%	\$10,201	.0%
2018	\$7,651	4.1%	\$10,443	2.4%
2019	\$8,067	5.4%	\$10,712	2.6%
2020	\$8,340	3.4%	\$11,011	2.8%
2021	\$8,652	3.7%	\$11,455	4.0%
2022	\$8,947	3.4%	\$11,762	2.7%

Financial Aid						
Fiscal Year	Institution		Peer Group		OOS Peer Group	
	Percent	Avg Amt	Percent	Avg Amt	Percent	Avg Amt
Federal Student Loans						
2019	40%	\$6,366	43%	\$6,780	0%	\$0
2020	0%	\$0	0%	\$0	0%	\$0
Federal, State, Institutional or Other Grants Known by Institutions						
2019	70%	\$6,979	61%	\$8,004	0%	\$0
2020	0%	\$0	0%	\$0	0%	\$0
Federal (Pell) Grants						
2019	56%	\$4,687	38%	\$4,638	0%	\$0
2020	0%	\$0	0%	\$0	0%	\$0

Student Success						
One-Year Persistence of First-time, Full-time, Degree Seeking Undergraduates				Graduation Rates		
Enter Fall 2015		Enter Fall 2019	Enter Fall 2020	Cohort	Institution Rate	Peer Group Rate
Cohort	2,950	3,067	2,942	Fall 2012 4-year	15.8%	31.4%
Total	82.3%	81.8%	77.6%	Fall 2016 4-year	19.6%	40.7%
Same	74.2%	77.2%	69.9%	Fall 2017 4-year	22.5%	43.2%
Other	8.1%	4.5%	7.7%	Fall 2011 5-year	33.7%	52.1%
Two-Year Persistence of First-time, Full-time, Degree Seeking Undergraduates				Fall 2015 5-year	39.6%	59.8%
Enter Fall 2014		Enter Fall 2018	Enter Fall 2019	Fall 2016 5-year	40.8%	60.5%
Institution Persistence				Fall 2010 6-year	42.1%	59.4%
Cohort	2,889	2,884	3,042	Fall 2014 6-year	47.3%	65.3%
Total	72.4%	73.9%	74.4%	Fall 2015 6-year	48.5%	66.7%
Same	60.7%	66.9%	67.8%	National Comparison (IPEDS Definition)		
Other	11.6%	7.0%	6.7%	Cohort	Institution Rate	OOS Peers Rate
Peer Group Persistence				Fall 2011 4-year	12.0%	19.2%
Cohort	3,964	4,534	4,707	Fall 2015 4-year	13.0%	28.4%
Total	82.3%	82.8%	81.6%	Fall 2010 5-year	29.0%	40.4%
Same	67.3%	70.5%	70.6%	Fall 2014 5-year	28.0%	48.8%
Other	15.0%	12.3%	10.9%	Fall 2009 6-year	40.0%	47.8%
Average Number of Fall & Spring Semesters				Fall 2013 6-year	37.0%	54.4%

Average Number of Fall & Spring Semesters and SCH Attempted for Bachelor's Degree						
Year	Institution Grads	Sem	SCH	Peer Group Average Grads	Sem	SCH
FY 2017	2,371	11.60	140.00	3,929	10.72	139.00
FY 2020	2,734	11.40	139.00	4,658	10.37	135.75
FY 2021	2,948	10.60	136.00	4,850	9.82	134.25

Six-year Graduation & Persistence Rate, Fall 2015		
Student Group	Cohort	Rate
<i>For Students Needing Dev Ed</i>		
Institution	1,143	50.4%
Peer Group	456	57.2%
<i>For Students NOT Needing Dev Ed</i>		
Institution	1,807	70.8%
Peer Group	3,565	76.9%

*Peer Group data is average for peer group.

Funding						
Source	FY 2016 Amount	Pct of Total	FY 2020 Amount	Pct of Total	FY 2021 Amount	Pct of Total
Appropriated Funds	\$132,154,861	35.3%	\$143,980,978	32.7%	\$133,335,593	25.7%
Federal Funds	\$103,822,307	27.7%	\$121,851,704	27.7%	\$206,524,165	39.7%
Tuition & Fees	\$104,241,630	27.9%	\$139,315,793	31.6%	\$140,269,683	27.0%
Total Revenue	\$374,143,617	100.0%	\$440,512,555	100.0%	\$519,765,124	100.0%

Online Resume for Prospective Students, Parents and the Public

THE UNIVERSITY OF TEXAS AT EL PASO

Location: El Paso, Upper Rio Grande Region

Emerging Research Accountability Peer Group: Texas State Univ, Texas Tech Univ, UT Arlington, UT Dallas, UT San Antonio, Univ of Houston, Univ of North Texas

Out-Of-State Peers: University Of Akron Main Campus, University Of Memphis, University Of Nevada-Las Vegas, University Of New Mexico-Main Campus, University Of Oklahoma-Norman Campus

Degrees Offered: Bachelor's, Master's, Doctoral

[Institutional Resumes](#)

[Accountability System](#)

[Definitions](#)

[Institution Home Page](#)

Enrollment		
Race/Ethnicity	Fall 2021 Number	Percent
White	1,421	5.9%
Hispanic	20,080	83.7%
African American	636	2.6%
Asian	244	1.0%
International	1,313	5.5%
Other & Unknown	309	1.3%
Total	24,003	100.0%
TX First Time Transfers	Number	% of UG
Two-Year Institutions	1,132	5.6%
Other Institutions	111	.6%

Baccalaureate Success		
Graduation Rate of First-time, Full-time Degree-seeking Students Entering		
Measure	Fall	Rate
4-year Rate Total	2017	22.5%
Same Institution		21.0%
Other Institutions		1.6%
5-year Rate Total	2016	40.8%
Same Institution		38.7%
Other Institutions		2.2%
6-year Rate Total	2015	48.5%
Same Institution		45.4%
Other Institutions		3.2%

[Grad Rates by Ethnicity](#)

1-Year Persistence, Fall 2020	
Total	77.6%
Same	69.9%
Other	7.7%

2-Year Persistence, Fall 2019	
Total	74.4%
Same	67.8%
Other	6.7%

Avg Number SCH for Bachelor's Degree	
FY 2021 Average	
Sem	SCH
All	10.60 136.00

Degrees Awarded	
Type	FY 2021
Bachelor's	4,008
Master's	1,111
Doctoral	104
Professional	75
Total	5,298

[Degrees by Ethnicity](#)

First-time Licensure or Certification Examination Pass Rate	
Field	FY 2021 Rate
Law	%
Pharmacy	%
Nursing	97.2%
Engineering	30.0%

*Data for FY 2020

Admissions		
Middle 50% of Test Scores, for First-Time Undergraduates, Fall 2021		
Test Section	ACT	SAT
Composite		
Math	https://nces.ed.gov/	
English		
Critical Reading		

Application for First-time Undergraduate Admission Fall 2021			
Race/Ethnicity	Applicants	Accepted	Enrolled
White	430	100.0%	22.8%
African American	286	100.0%	23.1%
Hispanic	8,925	100.0%	30.9%
Asian	108	100.0%	17.6%
International	266	99.6%	35.5%
Other	161	100.0%	38.5%
Total	10,176	100.0%	30.4%

Costs				
Average Annual Academic Costs for Resident Undergraduate Student Taking 30 SCH				
Fiscal Year	Institution Average	Percent Increase	Peer Group Average	Percent Increase
2017	\$7,348	.0%	\$10,609	.0%
2018	\$7,651	4.0%	\$10,841	2.1%
2019	\$8,067	5.2%	\$11,090	2.2%
2020	\$8,340	3.3%	\$11,393	2.7%
2021	\$8,652	3.6%	\$11,856	3.9%
2022	\$8,947	3.3%	\$12,164	2.5%

Annual Costs for Resident Undergraduate Student Taking 30 SCH, FY 2022	
Type of Cost	Average Amount
Total Academic Cost	\$8,947
On-campus Room & Board	\$9,496
Books & Supplies	\$1,883
Off-Campus Transportation & Personal Expenses	\$3,382
Total Cost	\$23,708

[Rates of Tuition per SCH](#)
[Mandatory Fees](#)

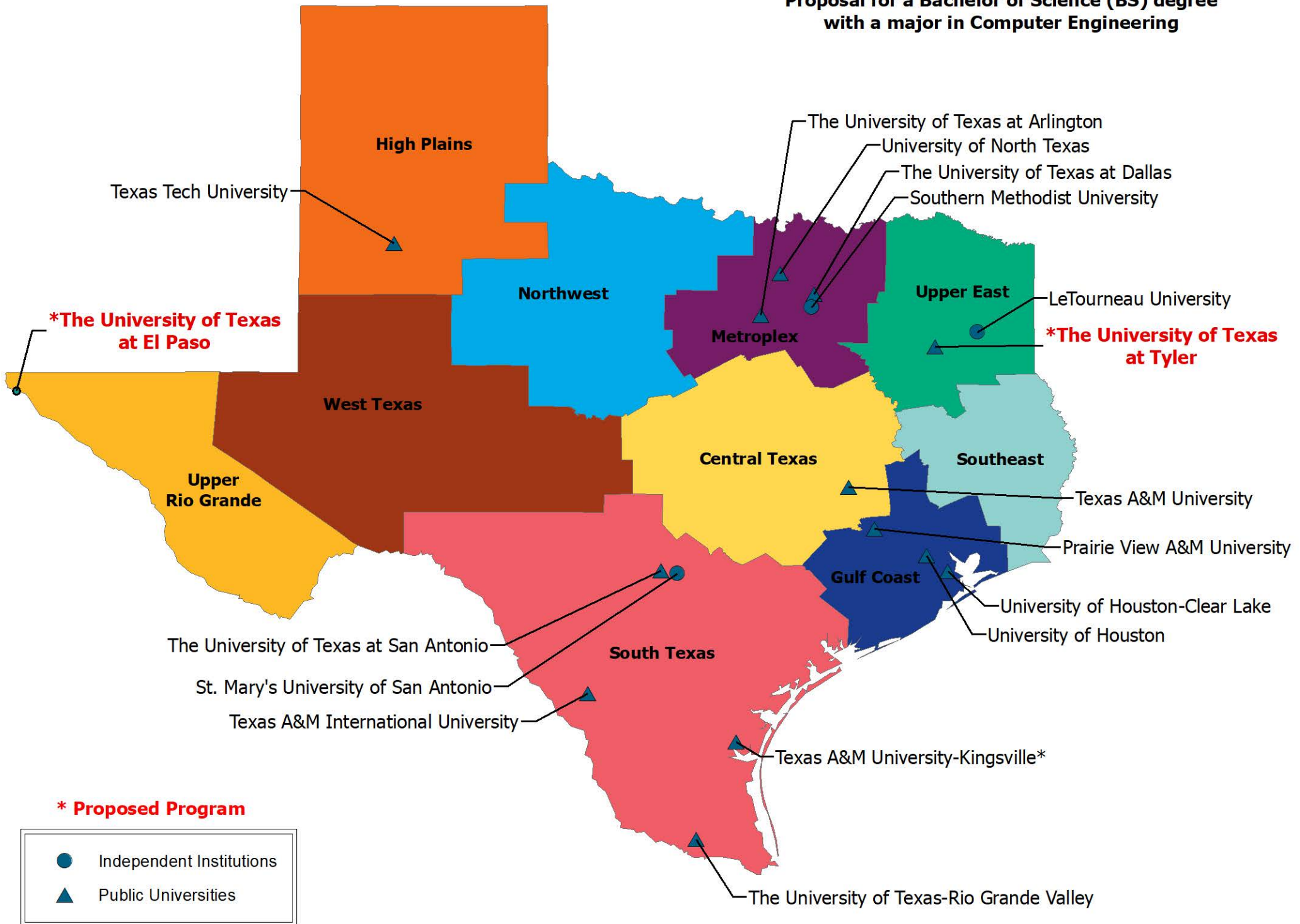
Instruction	
Measure of Excellence	Fall 2021
Undergraduate Classes with < 20 Students	31.1%
Undergraduate Classes with > 50 Students	16.6%
% of Teaching Faculty Tenured/Tenure-track *	44.1%
Student/Faculty Ratio *	26:1

Financial Aid		
Enrolled in FY 2020		
Type of Aid	% of UGs Receiving	Average Amount
Grants or Scholarships	0%	\$0
Federal (Pell) Grants	0%	\$0
Federal Student Loans	0%	\$0

Funding		
Source	FY 2021 Amount	Pct of Total
Appropriated Funds	\$133,335,593	25.7%
Federal Funds	\$206,524,165	39.7%
Tuition & Fees	\$140,269,683	27.0%
Total Revenue	\$519,765,124	100.0%

* Fall 2020 Data

**Proposal for a Bachelor of Science (BS) degree
with a major in Computer Engineering**



AGENDA ITEM XI-O (7)

Consideration of approving the request from The University of Texas Rio Grande Valley for a Master of Science (MS) degree with a major in biomedical engineering

RECOMMENDATION: Approval, beginning fall 2023

Rationale:

The University of Texas Rio Grande Valley (UTRGV) is proposing a Master of Science (MS) in biomedical engineering. The proposed face-to-face program is intended for post-baccalaureate students in degree areas such as engineering, health, science, and medicine who are interested in a career in industry or biomedical research. The program will provide advanced training in the science of biomedicine and engineering. It will bring together a diverse set of faculty engaged in basic and translational research in a range of subdisciplines, including cell and tissue engineering, solid and fluid biomechanics, robotics, 3D printing of biological systems, biosignals, bioinstrumentation, biomedical imaging, biomaterials, and nanotechnology. The proposed program would be housed in the Department of Mechanical Engineering within the College of Engineering and Computing Sciences and would consist of 30 semester credit hours (SCHs).

The program would provide advanced training in the science of biomedicine and engineering. Upon completion of the program, students would be qualified to work in biotechnology, pharmaceutical, and medical device industries as well as in hospitals, medical research facilities, and government regulatory agencies. Graduates would also be well qualified to enter doctoral programs in a variety of engineering disciplines.

Currently, there are no existing master's biomedical engineering programs in the Rio Grande Valley region. Students must travel great distances to attend programs in biomedical engineering. For many students in this region, it is not possible to relocate to another city to pursue graduate education. The closest institution is in San Antonio, which is 245 miles away. This program would meet the demands of a largely place-bound, predominantly Hispanic student body in the Rio Grande Valley region.

Currently, there are 17 institutions that offer a master's-level biomedical engineering degree in Texas with the CIP 14.0501.

In accordance with the institution's proposed hiring schedule, UTRGV would hire one new core faculty member in years two, four, and five of the program. By June 1, the institution will provide documentation of the hires through submission of a letter of intent, curricula vitae, and list of courses to be taught.

The institution will not seek accreditation for its MS degree program.

The University of Texas Rio Grande Valley (Accountability Peer Group:*Doctoral*)*Related Programs*

The institution has degree programs within the same two-digit CIP code: **Yes**

UTRGV has 5 engineering programs:

BS, MS in Civil Engineering
 BS in Computer Engineering
 BS, MS in Electrical Engineering
 BS, MS in Manufacturing Engineering
 BS, MS in Mechanical Engineering

Proposed Program:

Beginning in fall 2023, this face-to-face program would require 30 SCHs of instruction. The proposed program would be designed to prepare graduates students to be qualified to work in biotechnology, pharmaceutical, and medical device industries as well as in hospitals, medical research facilities, and government regulatory agencies.

The institution estimates that five-year costs would total \$3,525,985. Formula funding would represent 18% of all funding at \$677,731. Total funding is estimated to be \$3,684,260.

Estimated Five-Year Costs		Estimated Five-Year Funding	
Personnel		Formula Funding (Years 3-5)	\$ 677,731
Faculty (New)	\$ 758,194	Other State Funding	\$ 0
Faculty (Reallocated)	\$ 1,506,599	Reallocation of Resources	\$ 1,541,999
Program Administration (New)	\$ 0	Tuition and Fees	\$ 1,283,864
Program Administration (Reallocated)	\$ 35,400	Federal Funding	\$ 0
Graduate Assistants (New)	\$ 409,500	Other Funding	\$ 180,666
Graduate Assistants (Reallocated)	\$ 0		
Clerical Staff (New)	\$ 179,165		
Clerical Staff (Reallocated)	\$ 0		
Student Support	\$ 0		
Supplies and Materials	\$ 27,500		
Library & IT Resources	\$ 10,000		
Equipment	\$ 300,000		
Facilities	\$ 0		
Other	\$ 299,627		
Total	\$ 3,525,985	Total	\$ 3,684,260

Evidence of Duplication, Workforce Need, and Student Demand:

<i>Duplication of Programs is: Strong</i>			
Number of institutions with master's degree programs in the state with the same 6-digit CIP (14.0501): 17			
Number of degree programs within a 60-minute drive with the same 6-digit CIP (14.0201): 0			
<i>Job Market Need: Moderate</i>			
Advertisements for job openings	<u>Yes</u>	No	N/A
Employer surveys	<u>Yes</u>	No	N/A
Projections from government agencies, professional entities, etc.	<u>Yes</u>	No	N/A
<i>Student Demand: Moderate</i>			
Increased enrollment in related programs at the institution	Yes	<u>No</u>	N/A
High enrollment in similar programs at other institutions	Yes	No	N/A
Applicants turned away at similar programs at other institutions	Yes	<u>No</u>	N/A
Student surveys	Yes	<u>No</u>	N/A

<i>Start-Up Projections:</i>	<i>Yr. 1</i>	<i>Yr. 2</i>	<i>Yr. 3</i>	<i>Yr. 4</i>	<i>Yr. 5</i>
<i>Student Headcount</i>	15	34	46	57	62
<i>Student FTE</i>	14	22	30	36	39
<i>Core Faculty Headcount</i>	4	5	5	6	7
<i>Core Faculty FTE</i>	2.10	3.10	3.10	4.10	5.10

Major Commitments:

In accordance with the institution's proposed hiring schedule, UTRGV would hire one new core faculty member in years two, four, and five of the program. By June 1, the institution will provide documentation of the hires through submission of a letter of intent, curricula vitae, and list of courses to be taught.

Elizabeth Mayer, Assistant Commissioner for Academic and Health Affairs, would present this item and be available to answer questions.

Online Resume for Legislators and Other Policymakers

THE UNIVERSITY OF TEXAS RIO GRANDE VALLEY

Location: Edinburg, South Texas Region

Out-Of-State Peers: East Carolina University, East Tennessee State University, Florida Atlantic University-Boca Raton, New Mexico State University, University Of North Carolina At Greensboro

Degrees Offered: Bachelor's, Master's, Doctoral

[Institutional Resumes](#)

[Accountability System](#)

[Definitions](#)

[Institution Home Page](#)

Enrollment						
Race/Ethnicity	Fall 2016		Fall 2020		Fall 2021	
	Number	Percent	Number	Percent	Number	Percent
White	823	3.0%	1,030	3.2%	1,018	3.2%
Hispanic	24,520	89.2%	29,291	90.9%	28,912	91.2%
African American	182	.7%	272	.8%	271	.9%
Asian	389	1.4%	438	1.4%	422	1.3%
International	779	2.8%	730	2.3%	789	2.5%
Other & Unknown	811	2.9%	459	1.4%	306	1.0%
Total	27,504	100.0%	32,220	100.0%	31,718	100.0%
TX First Time Transfers	Number	% of UG	Number	% of UG	Number	% of UG
Two-Year Institutions	941	3.9%	1,387	5.2%	965	3.7%
Other Institutions	279	1.2%	370	1.4%	504	1.9%

Costs				
Average Annual Total Academic Costs for Resident Undergraduate Student Taking 30 SCH				
Fiscal Year	Texas Rates			
	Institution Average	Percent Increase	Peer Group Average	Percent Increase
2017	\$7,448	.0%	\$0	.0%
2018	\$7,587	1.9%	\$0	.0%
2019	\$7,813	3.0%	\$0	.0%
2020	\$8,132	4.1%	\$0	.0%
2021	\$8,917	9.7%	\$0	.0%
2022	\$9,541	7.0%	\$0	.0%

Financial Aid						
Fiscal Year	Institution		Peer Group		OOS Peer Group	
	Percent	Avg Amt	Percent	Avg Amt	Percent	Avg Amt
Federal Student Loans						
2019	36%	\$5,080	0%	\$0	0%	\$0
2020	0%	\$0	0%	\$0	0%	\$0
Federal, State, Institutional or Other Grants Known by Institutions						
2019	76%	\$7,866	0%	\$0	0%	\$0
2020	0%	\$0	0%	\$0	0%	\$0
Federal (Pell) Grants						
2019	62%	\$5,215	0%	\$0	0%	\$0
2020	0%	\$0	0%	\$0	0%	\$0

Student Success			
One-Year Persistence of First-time, Full-time, Degree Seeking Undergraduates			
	Enter Fall 2015	Enter Fall 2019	Enter Fall 2020
Cohort	3,774	4,477	4,851
Total	86.5%	84.9%	78.6%
Same	79.3%	80.2%	71.7%
Other	7.1%	4.7%	6.9%
Two-Year Persistence of First-time, Full-time, Degree Seeking Undergraduates			
	Enter Fall 2014	Enter Fall 2018	Enter Fall 2019
Institution Persistence			
Cohort	.	4,178	4,394
Total	.	75.1%	76.9%
Same	.	66.8%	69.0%
Other	.	8.3%	7.9%

National Comparison (IPEDS Definition)		
Cohort	Institution Rate	OOS Peers Rate
Fall 2011 4-year	17.0%	21.3%
Fall 2015 4-year	22.0%	31.8%
Fall 2010 5-year	32.0%	41.0%
Fall 2014 5-year	38.0%	49.8%
Fall 2009 6-year	39.0%	47.8%
Fall 2013 6-year	46.0%	54.6%

Six-year Graduation & Persistence Rate, Fall 2015		
Student Group	Cohort	Rate
<i>For Students Needing Dev Ed</i>		
Institution	514	47.1%
<i>For Students NOT Needing Dev Ed</i>		
Institution	3,260	70.4%

*Peer Group data is average for peer group.

Funding						
Source	FY 2016 Amount	Pct of Total	FY 2020 Amount	Pct of Total	FY 2021 Amount	Pct of Total
Appropriated Funds	\$163,994,174	44.1%	\$161,528,608	37.5%	\$152,832,944	25.4%
Federal Funds	\$100,879,819	27.1%	\$148,327,787	34.5%	\$246,799,186	41.1%
Tuition & Fees	\$89,751,236	24.1%	\$97,578,347	22.7%	\$127,994,340	21.3%
Total Revenue	\$372,056,568	100.0%	\$430,487,473	100.0%	\$600,598,938	100.0%

Online Resume for Prospective Students, Parents and the Public

THE UNIVERSITY OF TEXAS RIO GRANDE VALLEY

Location: Edinburg, South Texas Region

Out-Of-State Peers: East Carolina University, East Tennessee State University, Florida Atlantic University-Boca Raton, New Mexico State University, University Of North Carolina At Greensboro

Degrees Offered: Bachelor's, Master's, Doctoral

[Institutional Resumes](#)

[Accountability System](#)

[Definitions](#)

[Institution Home Page](#)

Enrollment		
Race/Ethnicity	Fall 2021 Number	Percent
White	1,018	3.2%
Hispanic	28,912	91.2%
African American	271	.9%
Asian	422	1.3%
International	789	2.5%
Other & Unknown	306	1.0%
Total	31,718	100.0%
TX First Time Transfers	Number	% of UG
Two-Year Institutions	965	3.7%
Other Institutions	504	1.9%

Baccalaureate Success		
Graduation Rate of First-time, Full-time Degree-seeking Students		
Entering		
Measure	Fall	Rate
4-year Rate Total	2017	31.1%
Same Institution		29.1%
Other Institutions		2.0%
5-year Rate Total	2016	49.2%
Same Institution		45.7%
Other Institutions		3.5%
6-year Rate Total	2015	55.0%
Same Institution		51.1%
Other Institutions		3.9%
Grad Rates by Ethnicity		

1-Year Persistence, Fall 2020	
Total	78.6%
Same	71.7%
Other	6.9%
2-Year Persistence, Fall 2019	
Total	76.9%
Same	69.0%
Other	7.9%

Avg Number SCH for Bachelor's Degree	
FY 2021 Average	
Sem	SCH
All	9.40 136.00

Degrees Awarded	
Type	FY 2021
Bachelor's	4,935
Master's	1,998
Doctoral	34
Professional	0
Total	6,967

[Degrees by Ethnicity](#)

First-time Licensure or Certification Examination Pass Rate	
Field	FY 2021 Rate
Law	%
Pharmacy	%
Nursing	93.0%
Engineering	28.9%

*Data for FY 2020

Admissions		
Middle 50% of Test Scores, for First-Time Undergraduates, Fall 2021		
Test Section	ACT	SAT
Composite		
Math	https://nces.ed.gov/	
English		
Critical Reading		

Application for First-time Undergraduate Admission Fall 2021			
Race/Ethnicity	Applicants	Accepted	Enrolled
White	236	93.2%	39.5%
African American	109	85.3%	22.6%
Hispanic	11,107	93.0%	50.2%
Asian	140	87.9%	36.6%
International	69	100.0%	100.0%
Other	150	88.0%	21.2%
Total	11,811	92.8%	49.6%

Instruction	
Measure of Excellence	Fall 2021
Undergraduate Classes with < 20 Students	25.0%
Undergraduate Classes with > 50 Students	15.4%
% of Teaching Faculty Tenured/Tenure-track *	40.6%
Student/Faculty Ratio *	28:1

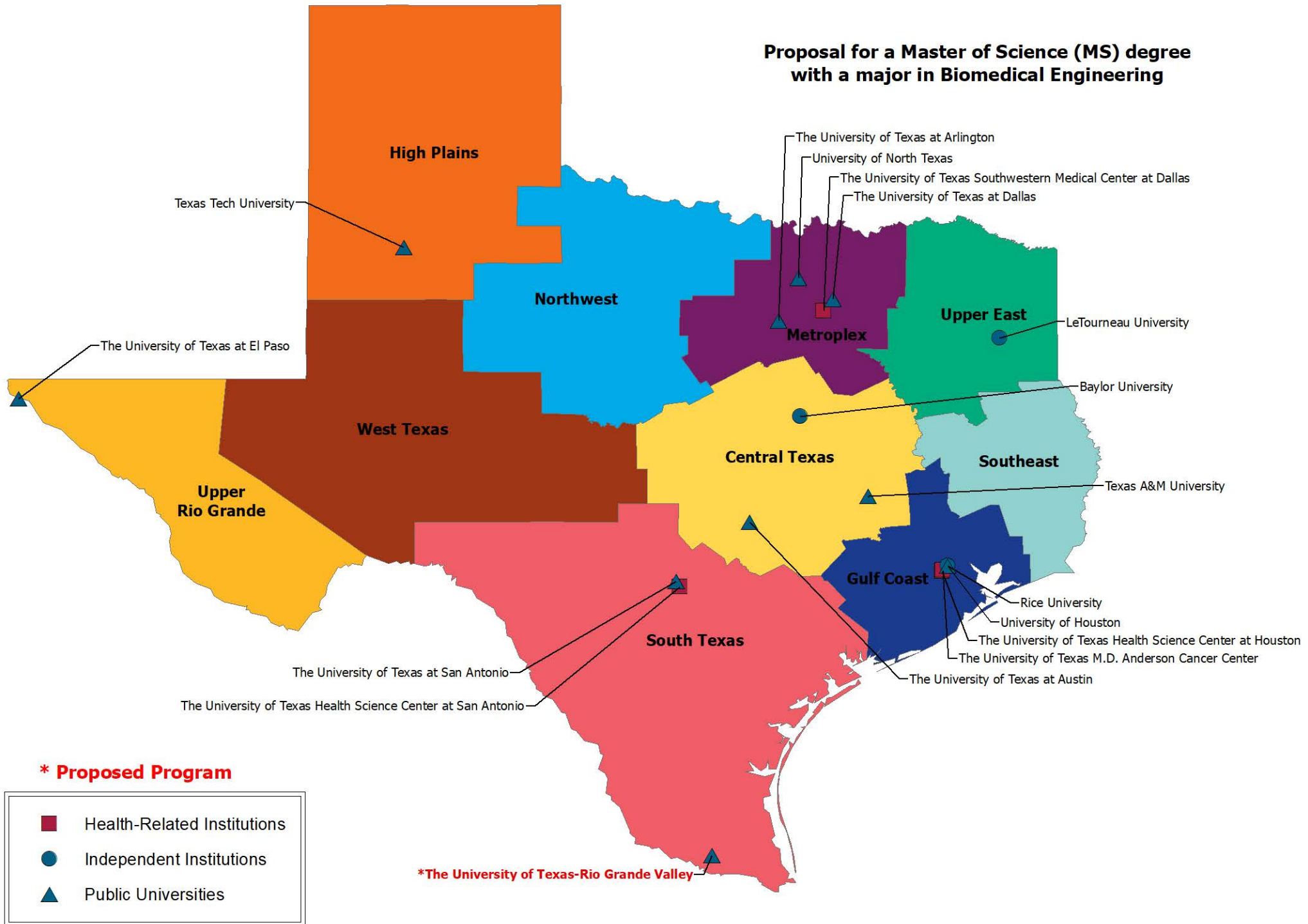
* Fall 2020 Data

Costs	
Annual Costs for Resident Undergraduate Student Taking 30 SCH, FY 2022	
Type of Cost	Average Amount
Total Academic Cost	\$9,541
On-campus Room & Board	\$8,696
Books & Supplies	\$1,240
Off-Campus Transportation & Personal Expenses	\$3,448
Total Cost	\$22,925
Rates of Tuition per SCH	
Mandatory Fees	

Financial Aid		
Enrolled in FY 2020		
Type of Aid	% of UGs Receiving	Average Amount
Grants or Scholarships	0%	\$0
Federal (Pell) Grants	0%	\$0
Federal Student Loans	0%	\$0

Funding		
Source	FY 2021 Amount	Pct of Total
Appropriated Funds	\$152,832,944	25.4%
Federal Funds	\$246,799,186	41.1%
Tuition & Fees	\$127,994,340	21.3%
Total Revenue	\$600,598,938	100.0%

Proposal for a Master of Science (MS) degree with a major in Biomedical Engineering



AGENDA ITEM XI-O (8)

Consideration and possible action to approve the request from The University of Texas at San Antonio for a Master of Science (MS) degree with a major in aerospace engineering

RECOMMENDATION: Approval, beginning fall 2022

Rationale:

The University of Texas at San Antonio (UT-San Antonio) is seeking approval to offer a Master of Science (MS) degree program in aerospace engineering. The curriculum would train students to define and analyze aerospace problems using mathematical or experimental models from scientific and engineering principles. There are options for both thesis and non-thesis students. The proposed program would require 30 semester credit hours (SCHs). There would be 9 SCHs of required courses and 15 SCHs of elective courses (21 SCHs for students enrolled in the non-thesis option). The proposed program would be offered face to face to students in San Antonio.

Job market demand appears strong. Nationally, the number of aerospace engineering degrees awarded (1,767 in 2020) is less than half the number of projected annual openings (4,000), although some jobs may be reserved for PhD graduates. Similarly, some MS graduates may not enter the job market and pursue a doctoral degree. In Texas, the Emsi database showed 939 job advertisements for aerospace engineering jobs throughout 2021, with 94 in the San Antonio-New Braunfels region. There were 107 MS graduates in aerospace engineering in Texas public programs in 2021, well below the projected job demand. Continued job demand can be expected from the recent arrival of SpaceX and Blue Origin and their related industries in the El Paso and Brownsville regions, which will likely continue to create new and replacement aerospace engineering jobs in the Upper Rio Grande and South Texas regions.

No new faculty are expected to be hired. The institution will submit reports in years one, three, and five confirming institutional commitments and assessing the progress of program implementation.

The institution will seek accreditation for its aerospace engineering degree program from ABET upon the graduation of its first cohort.

The University of Texas at San Antonio (Accountability Peer Group: *Emerging Research*)*Related Programs*

The institution has degree programs within the same two-digit CIP code: Yes No

UT-Arlington has 9 degree programs:

MS in Advanced Manufacturing and Enterprise Engineering
 BS, MS, PhD in Biomedical Engineering
 BS in Chemical Engineering
 BS, MS, PhD in Civil Engineering
 BS, MS in Computer Engineering
 BS, MS, PhD in Electrical Engineering
 PhD in Environmental Science and Engineering
 MS in Materials Engineering
 BS, MS, PhD in Mechanical Engineering

The institution estimates that five-year costs would total \$1,692,710. Formula funding would represent 7.67% of all funding at \$181,578. Total funding is estimated to be \$2,367,275.

Estimated Five-Year Costs		Estimated Five-Year Funding	
Personnel		Formula Funding (Years 3-5)	\$ 181,578
Faculty (New)	\$ 0	Other State Funding	\$ 0
Faculty (Reallocated)	\$ 1,675,210	Reallocation of Resources	\$ 1,692,710
Program Administration (New)	\$ 0	Federal Funding	\$ 0
Program Administration (Reallocated)	\$ 5,000	Tuition and Fees	\$ 492,987
Graduate Assistants (New)	\$ 0	Other Funding	\$ 0
Graduate Assistants (Reallocated)	\$ 0		
Clerical Staff (New)	\$ 0		
Clerical Staff (Reallocated)	\$ 12,500		
Student Support	\$ 0		
Supplies and Materials	\$ 0		
Library & IT Resources	\$ 0		
Equipment	\$ 0		
Facilities	\$ 0		
Other (Travel)	\$ 0		
Total	\$ 1,692,710	Total	\$ 2,367,275

Evidence of Duplication, Workforce Need, and Student Demand:

<i>Duplication of Program: <u>Strong</u></i>			
Number of institutions with degree programs in the state with the same 6-digit CIP: 5			
Public Institutions		Independent Colleges and Universities	
Texas A&M University		Rice University	
The University of Texas at Arlington			
The University of Texas at Austin			
University of Houston			
Number of degree programs within a 60-minute drive with the same 6-digit CIP (51.3801): 0			
<i>Job Market Need: <u>Strong</u></i>			
Advertisements for job openings	Yes	No	N/A
Employer surveys	Yes	No	N/A
Projections from government agencies, professional entities, etc.	Yes	No	N/A

<i>Student Demand: <u>Strong</u></i>			
Increased enrollment in related programs at the institution	Yes	No	N/A
High enrollment in similar programs at other institutions	Yes	No	N/A
Applicants turned away at similar programs at other institutions	Yes	No	N/A
Student surveys	Yes	No	N/A

Start-Up Projections:

	<i>Yr. 1</i>	<i>Yr. 2</i>	<i>Yr. 3</i>	<i>Yr. 4</i>	<i>Yr. 5</i>
<i>Student Headcount</i>	6	6	6	8	8
<i>Student FTE</i>	6	12	11	12	14
<i>Core Faculty Headcount</i>	8	8	8	8	8
<i>Core Faculty FTE</i>	2.65	2.65	2.65	2.65	2.65

Major Commitments:

The institution will submit reports in years one, three, and five confirming institutional commitments and assessing the progress of program implementation.

The institution will seek accreditation for its aerospace engineering degree program from ABET upon the graduation of its first cohort.

Elizabeth Mayer, Assistant Commissioner for Academic and Health Affairs, will present this item and be available to answer questions.

Online Resume for Legislators and Other Policymakers

THE UNIVERSITY OF TEXAS AT SAN ANTONIO

Location: San Antonio, South Texas Region

Emerging Research Accountability Peer Group: Texas State Univ, Texas Tech Univ, UT Arlington, UT Dallas, UT El Paso, Univ of Houston, Univ of North Texas

Out-Of-State Peers: Florida Atlantic University-Boca Raton, Georgia State University, University Of Central Florida, University Of New Mexico-Main Campus, University Of Oklahoma-Norman Campus

Degrees Offered: Bachelor's, Master's, Doctoral

[Institutional Resumes](#)

[Accountability System](#)

[Definitions](#)

[Institution Home Page](#)

Enrollment						
Race/Ethnicity	Fall 2016		Fall 2020		Fall 2021	
	Number	Percent	Number	Percent	Number	Percent
White	7,447	25.7%	7,638	22.2%	7,381	21.6%
Hispanic	14,896	51.4%	19,635	57.1%	19,693	57.6%
African American	2,886	10.0%	3,326	9.7%	3,325	9.7%
Asian	1,573	5.4%	1,941	5.6%	1,924	5.6%
International	1,166	4.0%	926	2.7%	955	2.8%
Other & Unknown	991	3.4%	936	2.7%	899	2.6%
Total	28,959	100.0%	34,402	100.0%	34,177	100.0%
TX First Time Transfers	Number	% of UG	Number	% of UG	Number	% of UG
	1,847	7.6%	2,312	7.9%	2,147	7.4%
Two-Year Institutions	493	2.0%	561	1.9%	556	1.9%
Other Institutions						

Costs				
Average Annual Total Academic Costs for Resident Undergraduate Student Taking 30 SCH				
Fiscal Year	Texas Rates			
	Institution Average	Percent Increase	Peer Group Average	Percent Increase
2017	\$9,677	.0%	\$10,201	.0%
2018	\$10,013	3.5%	\$10,443	2.4%
2019	\$9,978	-3%	\$10,712	2.6%
2020	\$9,724	-2.5%	\$11,011	2.8%
2021	\$10,600	9.0%	\$11,455	4.0%
2022	\$10,966	3.5%	\$11,762	2.7%

Financial Aid						
Fiscal Year	Institution		Peer Group		OOS Peer Group	
	Percent	Avg Amt	Percent	Avg Amt	Percent	Avg Amt
Federal Student Loans						
2019	49%	\$6,331	43%	\$6,780	0%	\$0
2020	0%	\$0	0%	\$0	0%	\$0
Federal, State, Institutional or Other Grants Known by Institutions						
2019	78%	\$6,658	61%	\$8,004	0%	\$0
2020	0%	\$0	0%	\$0	0%	\$0
Federal (Pell) Grants						
2019	44%	\$4,428	38%	\$4,638	0%	\$0
2020	0%	\$0	0%	\$0	0%	\$0

Student Success						
One-Year Persistence of First-time, Full-time, Degree Seeking Undergraduates				Graduation Rates		
Enter Fall 2015		Enter Fall 2019	Enter Fall 2020	Cohort	Institution Rate	Peer Group Rate
Cohort	4,898	4,342	4,498	Fall 2012 4-year	25.0%	31.4%
Total	87.9%	89.6%	85.0%	Fall 2016 4-year	39.0%	40.7%
Same	70.7%	77.4%	77.6%	Fall 2017 4-year	39.2%	43.2%
Other	17.3%	12.2%	7.4%	Fall 2011 5-year	47.0%	52.1%
Two-Year Persistence of First-time, Full-time, Degree Seeking Undergraduates				Fall 2015 5-year	59.0%	59.8%
Enter Fall 2014		Enter Fall 2018	Enter Fall 2019	Fall 2016 5-year	60.2%	60.5%
Institution Persistence				Fall 2010 6-year	54.0%	59.4%
Cohort	4,941	4,856	4,321	Fall 2014 6-year	62.7%	65.3%
Total	79.8%	81.9%	80.1%	Fall 2015 6-year	66.4%	66.7%
Same	55.6%	64.1%	64.5%	National Comparison (IPEDS Definition)		
Other	24.3%	17.8%	15.7%	Cohort	Institution Rate	OOS Peers Rate
Peer Group Persistence				Fall 2011 4-year	11.0%	27.4%
Cohort	3,964	4,534	4,707	Fall 2015 4-year	22.0%	34.4%
Total	82.3%	82.8%	81.6%	Fall 2010 5-year	26.0%	49.8%
Same	67.3%	70.5%	70.6%	Fall 2014 5-year	37.0%	54.6%
Other	15.0%	12.3%	10.9%	Fall 2009 6-year	31.0%	57.2%
Average Number of Fall & Spring Semesters				Fall 2013 6-year	42.0%	60.0%

Average Number of Fall & Spring Semesters and SCH Attempted for Bachelor's Degree						
Year	Institution			Peer Group Average		
	Grads	Sem	SCH	Grads	Sem	SCH
FY 2017	3,466	10.40	139.00	3,929	10.72	139.00
FY 2020	4,536	10.00	133.00	4,658	10.37	135.75
FY 2021	4,868	9.80	132.00	4,850	9.82	134.25

Six-year Graduation & Persistence Rate, Fall 2015		
Student Group	Cohort	Rate
<i>For Students Needing Dev Ed</i>		
Institution	413	53.5%
Peer Group	456	57.2%
<i>For Students NOT Needing Dev Ed</i>		
Institution	4,485	76.1%
Peer Group	3,565	76.9%

*Peer Group data is average for peer group.

Funding						
Source	FY 2016 Amount	Pct of Total	FY 2020 Amount	Pct of Total	FY 2021 Amount	Pct of Total
Appropriated Funds	\$143,038,740	33.6%	\$171,517,169	30.4%	\$162,176,413	22.3%
Federal Funds	\$85,787,936	20.1%	\$131,831,406	23.4%	\$200,914,830	27.7%
Tuition & Fees	\$161,739,981	37.9%	\$203,601,417	36.1%	\$228,192,154	31.4%
Total Revenue	\$426,304,861	100.0%	\$564,371,844	100.0%	\$725,771,430	100.0%

Online Resume for Prospective Students, Parents and the Public

THE UNIVERSITY OF TEXAS AT SAN ANTONIO

Location: San Antonio, South Texas Region

Emerging Research Accountability Peer Group: Texas State Univ, Texas Tech Univ, UT Arlington, UT Dallas, UT El Paso, Univ of Houston, Univ of North Texas

Out-Of-State Peers: Florida Atlantic University-Boca Raton, Georgia State University, University Of Central Florida, University Of New Mexico-Main Campus, University Of Oklahoma-Norman Campus

Degrees Offered: Bachelor's, Master's, Doctoral

[Institutional Resumes](#)

[Accountability System](#)

[Definitions](#)

[Institution Home Page](#)

Enrollment		
Race/Ethnicity	Fall 2021	
	Number	Percent
White	7,381	21.6%
Hispanic	19,693	57.6%
African American	3,325	9.7%
Asian	1,924	5.6%
International	955	2.8%
Other & Unknown	899	2.6%
Total	34,177	100.0%
TX First Time Transfers		
Number	% of UG	
Two-Year Institutions	2,147	7.4%
Other Institutions	556	1.9%

Baccalaureate Success			
Graduation Rate of First-time, Full-time Degree-seeking Students			
Entering			
Measure	Fall	Rate	
4-year Rate Total	2017	39.2%	
Same Institution		31.9%	
Other Institutions		7.3%	
5-year Rate Total	2016	60.2%	
Same Institution		48.7%	
Other Institutions		11.6%	
6-year Rate Total	2015	66.4%	
Same Institution		50.8%	
Other Institutions		15.6%	
Grad Rates by Ethnicity			

1-Year Persistence, Fall 2020	
Total	85.0%
Same	77.6%
Other	7.4%
2-Year Persistence, Fall 2019	
Total	80.1%
Same	64.5%
Other	15.7%

Avg Number SCH for Bachelor's Degree		
FY 2021 Average		
	Sem	SCH
All	9.80	132.00

Degrees Awarded	
Type	FY 2021
Bachelor's	6,308
Master's	1,320
Doctoral	109
Professional	0
Total	7,737

[Degrees by Ethnicity](#)

First-time Licensure or Certification Examination Pass Rate	
FY 2021	
Field	Rate
Law	%
Pharmacy	%
Nursing	%
Engineering	69.3%

*Data for FY 2020

Admissions		
Middle 50% of Test Scores, for First-Time Undergraduates, Fall 2021		
Test Section	ACT	SAT
Composite	https://nces.ed.gov/	
Math		
English		
Critical Reading		

Application for First-time Undergraduate Admission Fall 2021			
Race/Ethnicity	Applicants	Accepted	Enrolled
White	3,661	91.5%	31.7%
African American	2,427	84.4%	26.9%
Hispanic	13,285	90.8%	27.0%
Asian	1,640	94.5%	27.6%
International	244	93.9%	26.2%
Other	542	92.1%	29.5%
Total	21,799	90.5%	27.9%

Costs					
Average Annual Academic Costs for Resident Undergraduate Student Taking 30 SCH					Annual Costs for Resident Undergraduate Student Taking 30 SCH, FY 2022
Fiscal Year	Institution Average	Percent Increase	Peer Group Average	Percent Increase	
2017	\$9,677	.0%	\$10,276	.0%	Type of Cost
2018	\$10,013	3.4%	\$10,504	2.2%	
2019	\$9,978	-.4%	\$10,817	2.9%	Average Amount
2020	\$9,724	-2.6%	\$11,195	3.4%	
2021	\$10,600	8.3%	\$11,578	3.3%	Total Academic Cost
2022	\$10,966	3.3%	\$11,876	2.5%	On-campus Room & Board
					Books & Supplies
					Off-Campus Transportation & Personal Expenses
					Total Cost

[Rates of Tuition per SCH](#)

[Mandatory Fees](#)

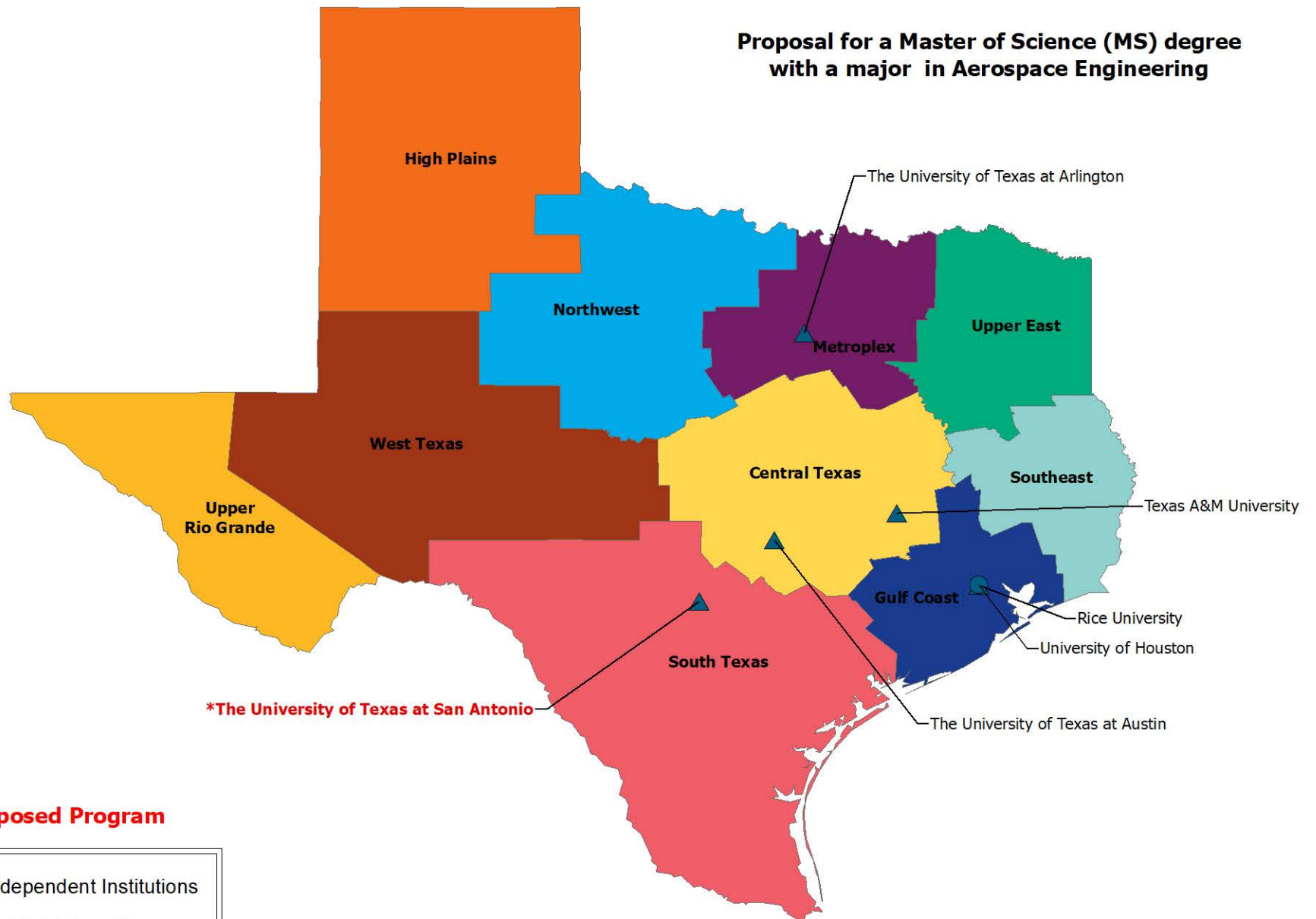
Instruction		
Measure of Excellence	Fall 2021	
Undergraduate Classes with < 20 Students	22.4%	
Undergraduate Classes with > 50 Students	29.6%	
% of Teaching Faculty Tenured/Tenure-track *	57.3%	
Student/Faculty Ratio *	26:1	

Financial Aid		
Enrolled in FY 2020		
Type of Aid	% of UGs Receiving	Average Amount
Grants or Scholarships	0%	\$0
Federal (Pell) Grants	0%	\$0
Federal Student Loans	0%	\$0

Funding		
Source	FY 2021 Amount	Pct of Total
Appropriated Funds	\$162,176,413	22.3%
Federal Funds	\$200,914,830	27.7%
Tuition & Fees	\$228,192,154	31.4%
Total Revenue	\$725,771,430	100.0%

* Fall 2020 Data

Proposal for a Master of Science (MS) degree with a major in Aerospace Engineering



AGENDA ITEM XI-O (9)

Consideration and possible action to approve the request from The University of Texas at Tyler for a Bachelor of Science (BS) degree with a major in computer engineering

RECOMMENDATION: Approval, beginning fall 2022

Rationale:

The University of Texas at Tyler (UTT) is proposing a Bachelor of Science (BS) in computer engineering. The proposed face-to-face program would be offered at UTT's main campus in Tyler, Texas, and the UTT Houston Engineering Center, located at 2811 Hayes Road in Houston and would offer students an additional option for pursuing an engineering degree. UTT states there is a need for computer engineers in the region of Tyler and in the East Texas Region. Currently, the closest public institution that offers a computer engineering program is The University of Texas at Dallas, which is 109 miles from UTT. The proposed computer engineering program is an addition to the existing electrical engineering degree at the institution and would be comprised of some courses already being taught for the existing electrical engineering degree. The proposed program would be housed in the Department of Electrical Engineering and would consist of 128 semester credit hours (SCHs).

The proposed program would be designed to prepare students in 1) computer hardware (i.e., designing, developing, and testing computer chips and computer systems); 2) computer software (i.e., designing, developing, and testing software and applications), and 3) embedded systems, which is a combination of computer hardware and software that involves developing a computer system by combining existing computer chips, and then programming the developed system to function as desired (e.g., smartphones, Internet of Things (IoT) devices, automobile systems, etc.).

Currently, there are 12 public institutions that offer a bachelor's-level computer engineering degree in Texas with the CIP 14.0901.

In accordance with the institution's proposed hiring schedule, UTT would hire two new core faculty members in year one and one new core faculty in year two of the program. By June 1 of each hiring year, the institution will provide documentation of the hires through submission of a letter of intent, curricula vitae, and list of courses to be taught.

The institution will seek accreditation for its BS degree program.

The University of Texas at Tyler (*Accountability Peer Group: **Master's***)

Related Programs

The institution has degree programs within the same two-digit CIP code: Yes

UTT has 4 engineering programs:

BS in Chemical Engineering
 BS, MS in Civil Engineering
 BS, MS in Electrical Engineering
 BS, MS in Mechanical Engineering

Proposed Program:

Beginning in fall 2022, this face-to-face program would require 128 SCHs of instruction. The proposed program would provide students with careers in computer software, computer hardware, and embedded systems, which is a combination of computer hardware and software that involves developing a computer system by combining existing computer chips, and then programming the developed system to function as desired.

The institution estimates that five-year costs would total \$2,528,539. Formula funding would represent 31% of all funding at \$1,139,401. Total funding is estimated to be \$3,734,315.

Estimated Five-Year Costs	
Personnel	
Faculty (New)	\$ 1,911,649
Faculty (Reallocated)	\$ 0
Program Administration (New)	\$ 62,500
Program Administration (Reallocated)	\$ 0
Graduate Assistants (New)	\$ 0
Graduate Assistants (Reallocated)	\$ 0
Clerical Staff (New)	\$ 422,828
Clerical Staff (Reallocated)	\$ 0
Student Support	\$ 0
Supplies and Materials	\$ 30,000
Library & IT Resources	\$ 0
Equipment	\$ 150,000
Facilities	\$ 0
Other (Travel)	\$ 14,000
Total	\$ 2,528,539

Estimated Five-Year Funding	
Formula Funding (Years 3-5)	\$ 1,139,401
Other State Funding	\$ 0
Reallocation of Resources	\$ 0
Tuition and Fees	\$ 2,594,914
	\$ 0
Federal Funding	
Other Funding	\$ 0
Total	\$ 3,734,315

Evidence of Duplication, Workforce Need, and Student Demand:

<i>Duplication of Programs is: Strong</i>			
Number of institutions with bachelor's degree programs in the state with the same 6-digit CIP (14.0501): 12			
Number of degree programs within a 60-minute drive with the same 6-digit CIP (14.0201): 0			
<i>Job Market Need: Moderate</i>			
Advertisements for job openings	<u>Yes</u>	No	N/A
Employer surveys	<u>Yes</u>	No	N/A
Projections from government agencies, professional entities, etc.	<u>Yes</u>	No	N/A
<i>Student Demand: Moderate</i>			
Increased enrollment in related programs at the institution	Yes	<u>No</u>	N/A
High enrollment in similar programs at other institutions	Yes	<u>No</u>	N/A
Applicants turned away at similar programs at other institutions	Yes	<u>No</u>	N/A
Student surveys	Yes	<u>No</u>	N/A

<i>Start-Up Projections:</i>	<i>Yr. 1</i>	<i>Yr. 2</i>	<i>Yr. 3</i>	<i>Yr. 4</i>	<i>Yr. 5</i>
<i>Student Headcount</i>	22	43	67	98	120
<i>Student FTE</i>	22	43	67	98	120
<i>Core Faculty Headcount</i>	7	8	8	8	8
<i>Core Faculty FTE</i>	5.5	6.5	6.5	6.5	6.5

Major Commitments:

In accordance with the institution's proposed hiring schedule, UTT would hire two new core faculty members in year one and one new core faculty in year two of the program. By June 1 of each hiring year, the institution will provide documentation of the hires through submission of a letter of intent, curricula vitae, and list of courses to be taught.

Elizabeth Mayer, Assistant Commissioner for Academic and Health Affairs, would present this item and be available to answer questions.

Online Resume for Legislators and Other Policymakers

THE UNIVERSITY OF TEXAS AT TYLER

Location: Tyler, Upper East Region

Master's Accountability Peer Group: Angelo State Univ, Midwestern State Univ, Sul Ross Rio Grande, Sul Ross State Univ, Texas A&M - Central Texas, Texas A&M - Galveston, Texas A&M - San Antonio, Texas A&M - Texarkana, UNT Dallas, UT Brownsville, UT Permian Basin, Univ of H - Clear Lake, Univ of H - Downtown, Univ of H - Victoria

Out-Of-State Peers: Eastern Washington University, Nicholls State University, The University Of West Florida, University Of Illinois At Springfield, Western New Mexico University

Degrees Offered: Bachelor's, Master's, Doctoral

[Institutional Resumes](#)

[Accountability System](#)

[Definitions](#)

[Institution Home Page](#)

Enrollment						
Race/Ethnicity	Fall 2016		Fall 2020		Fall 2021	
	Number	Percent	Number	Percent	Number	Percent
White	5,507	58.5%	5,213	55.4%	4,896	53.1%
Hispanic	1,592	16.9%	2,092	22.2%	2,158	23.4%
African American	1,140	12.1%	1,111	11.8%	1,133	12.3%
Asian	348	3.7%	407	4.3%	436	4.7%
International	286	3.0%	236	2.5%	253	2.7%
Other & Unknown	543	5.8%	349	3.7%	342	3.7%
Total	9,416	100.0%	9,408	100.0%	9,218	100.0%
TX First Time Transfers	Number	% of UG	Number	% of UG	Number	% of UG
	903	12.9%	1,016	14.0%	899	12.5%
Two-Year Institutions	Number	% of UG	Number	% of UG	Number	% of UG
	156	2.2%	173	2.4%	130	1.8%

Costs				
Average Annual Total Academic Costs for Resident Undergraduate Student Taking 30 SCH				
Fiscal Year	Texas Rates			
	Institution Average	Percent Increase	Peer Group Average	Percent Increase
2017	\$7,602	.0%	\$7,583	.0%
2018	\$7,822	2.9%	\$7,259	-4.3%
2019	\$8,292	6.0%	\$7,702	6.1%
2020	\$8,742	5.4%	\$7,911	2.7%
2021	\$9,146	4.6%	\$8,159	3.1%
2022	\$9,596	4.9%	\$8,390	2.8%

Financial Aid						
Fiscal Year	Institution		Peer Group		OOS Peer Group	
	Percent	Avg Amt	Percent	Avg Amt	Percent	Avg Amt
Federal Student Loans						
2019	34%	\$6,815	34%	\$5,909	0%	\$0
2020	0%	\$0	0%	\$0	0%	\$0
Federal, State, Institutional or Other Grants Known by Institutions						
2019	56%	\$7,463	52%	\$5,763	0%	\$0
2020	0%	\$0	0%	\$0	0%	\$0
Federal (Pell) Grants						
2019	33%	\$4,563	35%	\$3,630	0%	\$0
2020	0%	\$0	0%	\$0	0%	\$0

Student Success						
One-Year Persistence of First-time, Full-time, Degree Seeking Undergraduates				Graduation Rates		
Enter Fall 2015		Enter Fall 2019	Enter Fall 2020	Cohort	Institution Rate	Peer Group Rate
Cohort	767	822	1,025	Fall 2012 4-year	31.2%	21.0%
Total	82.3%	82.4%	79.9%	Fall 2016 4-year	40.7%	27.9%
Same	57.0%	64.5%	61.6%	Fall 2017 4-year	48.7%	27.4%
Other	25.3%	17.9%	18.3%	Fall 2011 5-year	52.1%	38.7%
Two-Year Persistence of First-time, Full-time, Degree Seeking Undergraduates				Fall 2015 5-year	54.1%	46.3%
Enter Fall 2014		Enter Fall 2018	Enter Fall 2019	Fall 2016 5-year	57.3%	43.1%
Institution Persistence				Fall 2010 6-year	54.1%	43.5%
Cohort	678	817	815	Fall 2014 6-year	59.6%	50.6%
Total	73.5%	80.2%	74.1%	Fall 2015 6-year	61.4%	52.6%
Same	51.0%	60.3%	54.8%	National Comparison (IPEDS Definition)		
Other	22.4%	19.8%	19.3%	Cohort	Institution Rate	OOS Peers Rate
Peer Group Persistence				Fall 2011 4-year	25.0%	20.6%
Cohort	548	559	526	Fall 2015 4-year	25.0%	26.2%
Total	71.9%	69.1%	66.5%	Fall 2010 5-year	36.0%	34.4%
Same	46.5%	51.9%	49.8%	Fall 2014 5-year	38.0%	41.6%
Other	29.0%	17.0%	16.7%	Fall 2009 6-year	41.0%	41.2%
Average Number of Fall & Spring Semesters				Fall 2013 6-year	42.0%	45.8%

Average Number of Fall & Spring Semesters and SCH Attempted for Bachelor's Degree						
Year	Institution			Peer Group Average		
	Grads	Sem	SCH	Grads	Sem	SCH
FY 2017	872	10.40	138.00	480	11.91	141.42
FY 2020	1,167	10.20	132.00	559	11.45	136.35
FY 2021	1,166	9.60	132.00	573	10.62	134.92

Six-year Graduation & Persistence Rate, Fall 2015		
Student Group	Cohort	Rate
<i>For Students Needing Dev Ed</i>		
Institution	146	54.1%
Peer Group	183	49.2%
<i>For Students NOT Needing Dev Ed</i>		
Institution	621	71.5%
Peer Group	352	67.9%

*Peer Group data is average for peer group.

Funding						
Source	FY 2016 Amount	Pct of Total	FY 2020 Amount	Pct of Total	FY 2021 Amount	Pct of Total
Appropriated Funds	\$46,998,890	41.1%	\$53,637,380	36.5%	\$52,855,515	35.0%
Federal Funds	\$15,301,988	13.4%	\$22,081,358	15.0%	\$23,208,570	15.4%
Tuition & Fees	\$39,328,317	34.4%	\$49,913,885	34.0%	\$52,273,469	34.6%
Total Revenue	\$114,350,232	100.0%	\$146,761,265	100.0%	\$151,030,010	100.0%

Online Resume for Prospective Students, Parents and the Public

THE UNIVERSITY OF TEXAS AT TYLER

Location: Tyler, Upper East Region

Master's Accountability Peer Group: Angelo State Univ, Midwestern State Univ, Sul Ross Rio Grande, Sul Ross State Univ, Texas A&M - Central Texas, Texas A&M - Galveston, Texas A&M - San Antonio, Texas A&M - Texarkana, UNT Dallas, UT Brownsville, UT Permian Basin, Univ of H - Clear Lake, Univ of H - Downtown, Univ of H - Victoria

Out-Of-State Peers: Eastern Washington University, Nicholls State University, The University Of West Florida, University Of Illinois At Springfield, Western New Mexico University

Degrees Offered: Bachelor's, Master's, Doctoral

[Institutional Resumes](#)

[Accountability System](#)

[Definitions](#)

[Institution Home Page](#)

Enrollment		
Race/Ethnicity	Fall 2021	
	Number	Percent
White	4,896	53.1%
Hispanic	2,158	23.4%
African American	1,133	12.3%
Asian	436	4.7%
International	253	2.7%
Other & Unknown	342	3.7%
Total	9,218	100.0%
TX First Time Transfers	Number	% of UG
Two-Year Institutions	899	12.5%
Other Institutions	130	1.8%

Baccalaureate Success			
Graduation Rate of First-time, Full-time Degree-seeking Students			
Measure	Entering		Rate
	Fall		
4-year Rate Total	2017		48.7%
Same Institution			36.4%
Other Institutions			12.3%
5-year Rate Total	2016		57.3%
Same Institution			42.5%
Other Institutions			14.8%
6-year Rate Total	2015		61.4%
Same Institution			42.6%
Other Institutions			18.8%

[Grad Rates by Ethnicity](#)

1-Year Persistence, Fall 2020	
Total	79.9%
Same	61.6%
Other	18.3%
2-Year Persistence, Fall 2019	
Total	74.1%
Same	54.8%
Other	19.3%

Avg Number SCH for Bachelor's Degree		
FY 2021 Average		
	Sem	SCH
All	9.60	132.00

Degrees Awarded	
Type	FY 2021
Bachelor's	1,900
Master's	934
Doctoral	25
Professional	79
Total	2,938

[Degrees by Ethnicity](#)

First-time Licensure or Certification Examination Pass Rate	
FY 2021	
Field	Rate
Law	%
Pharmacy	%
Nursing	87.0%
Engineering	48.4%

*Data for FY 2020

Admissions		
Middle 50% of Test Scores, for First-Time Undergraduates, Fall 2021		
Test Section	ACT	SAT
Composite		
Math	https://nces.ed.gov/	
English		
Critical Reading		

Application for First-time Undergraduate Admission Fall 2021			
Race/Ethnicity	Applicants	Accepted	Enrolled
White	1,429	95.0%	40.7%
African American	525	90.5%	29.5%
Hispanic	1,245	94.1%	29.5%
Asian	242	94.2%	36.0%
International	37	91.9%	26.5%
Other	105	93.3%	40.8%
Total	3,583	93.9%	34.8%

Costs					
Average Annual Academic Costs for Resident Undergraduate Student Taking 30 SCH					Annual Costs for Resident Undergraduate Student Taking 30 SCH, FY 2022
Fiscal Year	Institution Average	Percent Increase	Peer Group Average	Percent Increase	
2017	\$7,602	.0%	\$7,582	.0%	Type of Cost
2018	\$7,822	2.8%	\$7,219	-5.0%	
2019	\$8,292	5.7%	\$7,660	5.8%	Average Amount
2020	\$8,742	5.1%	\$7,852	2.4%	
2021	\$9,146	4.4%	\$8,089	2.9%	Total Academic Cost
2022	\$9,596	4.7%	\$8,304	2.6%	On-campus Room & Board
					Books & Supplies
					Off-Campus Transportation & Personal Expenses
					Total Cost

[Rates of Tuition per SCH](#)

[Mandatory Fees](#)

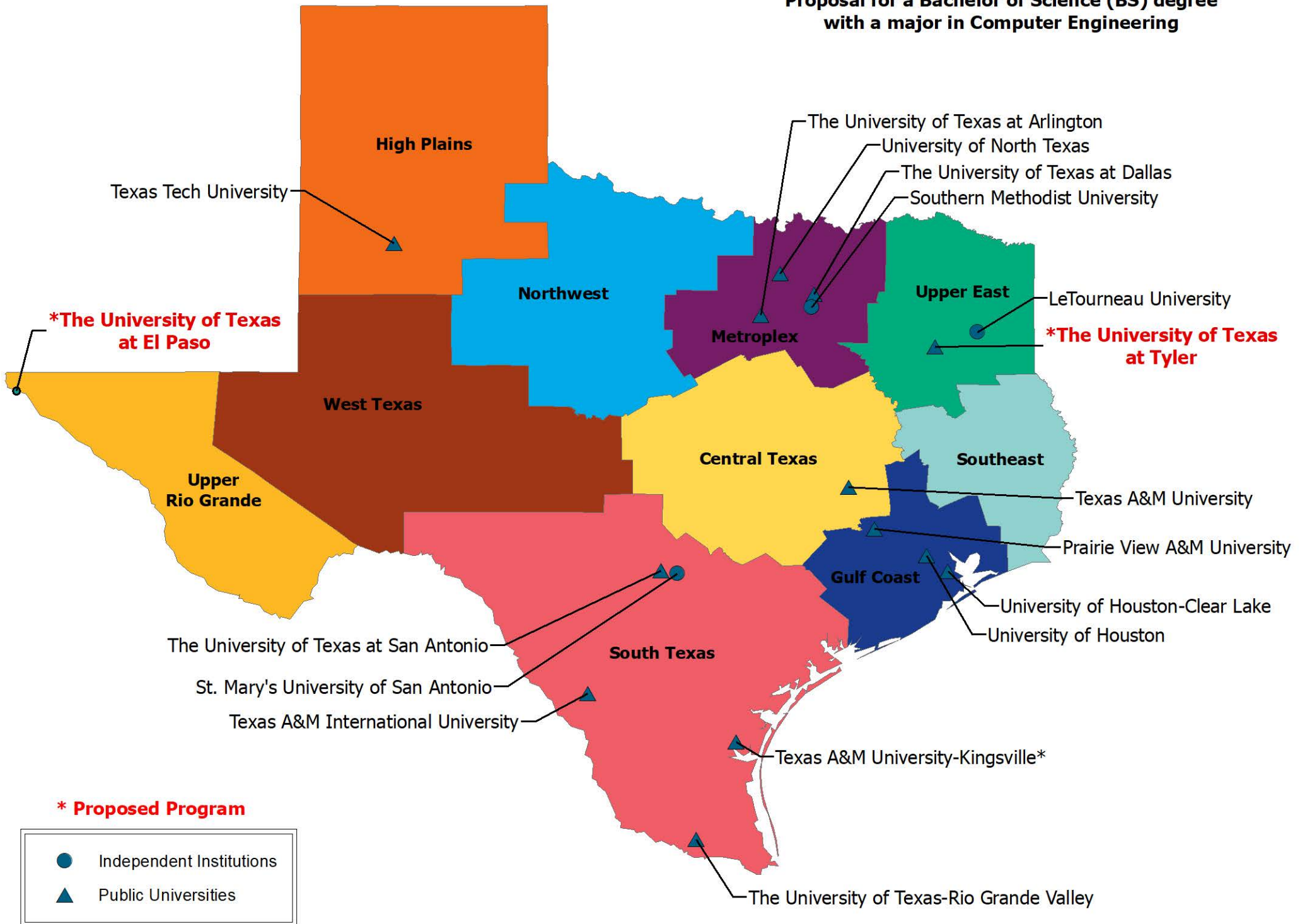
Instruction		
Measure of Excellence	Fall 2021	
Undergraduate Classes with < 20 Students	42.8%	
Undergraduate Classes with > 50 Students	12.8%	
% of Teaching Faculty Tenured/Tenure-track *	54.2%	
Student/Faculty Ratio *	18:1	

Financial Aid		
Enrolled in FY 2020		
Type of Aid	% of UGs Receiving	Average Amount
Grants or Scholarships	0%	\$0
Federal (Pell) Grants	0%	\$0
Federal Student Loans	0%	\$0

Funding		
Source	FY 2021 Amount	Pct of Total
Appropriated Funds	\$52,855,515	35.0%
Federal Funds	\$23,208,570	15.4%
Tuition & Fees	\$52,273,469	34.6%
Total Revenue	\$151,030,010	100.0%

* Fall 2020 Data

**Proposal for a Bachelor of Science (BS) degree
with a major in Computer Engineering**



AGENDA ITEM XI-P

Consideration and possible action to adopt new Board Rules Chapter 21, Subchapter D, Sections 21.50 through 21.55, concerning the Texas First Early High School Completion Program, and Chapter 22, Subchapter T, Sections 22.550 – 22.556 of Board rules, concerning the Texas First Scholarship Program

RECOMMENDATION: Approval

Background Information:

Senate Bill 1888, 87th Legislature, Regular Session, created the Texas Early High School Completion Program and the Texas First Scholarship Program to promote efficiency in the state public education system and incentivize the enrollment of high performing students at eligible institutions. The new rules in Title 19, Part I, Chapter 21, Subchapter D, §§ 21.50-21.55, define and codify the criteria a student must meet to participate in the Texas First Early High School Completion Program and qualify for the Texas First Scholarship Program upon early enrollment at an eligible Texas public institution of higher education.

Rule 21.50 confirms the authority and purpose of the program, as provided in Texas Education Code §28.0253(b)(c).

Rule 21.51 provides definitions for the program, as included in Texas Education Code, §28.0253(a).

Rule 21.52 provides the minimum criteria by which students demonstrate eligibility for the program, including high school credits, minimum grade point average, and achieving an overall minimum score on one of five assessments or achieving a grade point average that ranks the student in the top ten percent of the student's class. Institutions and the Commissioner of Higher Education jointly developed and recommended these cut points as those that distinguish students who are college ready and prepared for postsecondary success. Allowing a student to meet the requirement based on class rank or assessment scores provides for a more holistic view of readiness. Rule 21.52 also provides the assessments and related standards and competencies that demonstrate a student's mastery of each subject area for which the Coordinating Board and Commissioner of Higher Education have adopted college readiness standards, plus a language other than English, as required in Texas Education Code §28.0253(c). It provides a process by which a student verifies eligibility for the program and codification on the student's transcript. These standards align to scores established by the Coordinating Board to define college readiness and provide for the use of assessments and scores commonly used by institutions to place students in college-level course work.

Rule 21.53 verifies that the diploma awarded through this program is equivalent to the distinguished level of achievement, as required in Texas Education Code, §28.0253(f).

Rule 21.54 provides a notification requirement by the high school to its students and their parents or guardians listing the eligibility requirements for the program, including the requirement for the student to provide official copies of applicable assessments to receive credit, as required in Texas Education Code, §28.0253(g).

Rule 21.55 confirms that students who meet all the program requirements according to Title 19 Texas Administrative Code §21.52 have met the requirements of the Texas Success Initiative, according to Texas Education Code, Chapter 51, and the initial eligibility requirements of the TEXAS Grant program, as authorized by the Toward EXcellence, Access, and Success Grant Program under Texas Education Code, §56.3041.

Texas Administrative Code, Chapter 22, Subchapter T, creates the administrative rules necessary for administering the program. Texas public research and emerging research institutions are eligible to participate in this program. Texas residents graduating early from high school through the Texas First Early High School Completion Program are eligible to receive the scholarship.

Students graduating from high school two or more semesters early will receive a state credit equivalent to the maximum annual (two-semester) TEXAS Grant. Students graduating from high school one semester early will receive a state credit equivalent to one-half of the maximum annual (two-semester) TEXAS Grant. Texas First Scholarships must be used in the academic year immediately following a student's graduation.

At the conclusion of each academic year, institutions will submit details regarding the state credit that was issued to students at their institution for this program. The agency will use this data to coordinate with the Texas Education Agency for the distribution of funding to reimburse the institutions for state credits issued.

Dr. Jennielle Strother, Assistant Commissioner for Student Success, and Dr. Charles W. Contéro-Puls, Assistant Commissioner for Student Financial Aid Programs, will present this item and be available to answer questions.

Date Published in the *Texas Register*: April 29, 2022.

The 30-day comment period with the *Texas Register* ended on: May 29, 2022.

Summary of comments received: No comments were received regarding these rules.

Chapter 21 – Student Services

Subchapter D – Texas First Early High School Completion Program21.50 Authority and Purpose21.51 Definitions21.52 Eligibility21.53 Diploma Equivalency21.54 Notice to Students21.55 Satisfaction of Other Requirements21.50. Authority and Purpose.

- (a) Authority. The authority for this subchapter is Texas Education Code §28.0253, establishing the Texas First Early High School Completion Program to allow public high school students who demonstrate early readiness for college to graduate early from high school.
- (b) Purpose. The purpose of the Texas First Early High School Completion Program, in conjunction with the Texas First Scholarship Program established under Texas Education Code, Chapter 56, Subchapter K-1, is to promote efficiency in the state public education system and incentivize the enrollment of high performing students at eligible institutions within the state of Texas.

§21.51. Definitions.

The following words and terms, when used in this subchapter, shall have the following meanings, unless the context clearly indicates otherwise:

- (1) Coordinating board" means the agency, including staff, known as the Texas Higher Education Coordinating Board.
- (2) "Eligible institution" means an institution of higher education that is designated as a research university or emerging research university under the coordinating board's accountability system.
- (3) "Institution of higher education" has the meaning assigned by Texas Education Code §61.003.
- (4) "Program" means the Texas First Early High School Completion Program established under this section.

§21.52. Eligibility for Texas First Diploma.

- (a) Notwithstanding any other state or local law, a student is entitled to early high school graduation under the Texas First Early High School Completion Program if the student

meets the criteria established in paragraphs (1) and (2) of this subsection. A student who achieves a required score on an assessment to meet the requirement of any one of paragraphs (1) and (2) of this subsection, shall be allowed to use that same assessment to meet the requirement of another section if the student's score meets the required minimum for each section.

(1) The student has met the following minimum criteria at the time of graduation:

- (A) Earned at least twenty-two (22) high school credits by any permissible method, including credit by examination;
- (B) Earned a final Grade Point Average equivalent to 3.0 on a 4.0 scale;
- (C) Earned an overall scaled score in at least the 80th percentile on one or more of the following assessments: ACT, SAT, PSAT/NMSQT, TSIA/TSIA2, or GED, or alternatively, has a grade point average in the top ten percent of the student's current class during the current or semester prior to the counselor's or administrator's verification under subsection (b) of this section of a student's eligibility for early graduation under the Program; and
- (D) Completed the requirement for the State of Texas Assessments of Academic Readiness End-of-Course (STAAR EOC) examinations for English I or II, Algebra I, and Biology by one of the following methods:
 - (i) If the student has taken the STAAR EOC for English I or II, Algebra I, and Biology, the student has achieved the satisfactory level of performance as defined by the Commissioner of Education; or
 - (ii) If the student has not taken the required STAAR EOC assessment for English I or II, Algebra I, or Biology, the student has satisfied the STAAR EOC requirement by achieving a passing score on a substitute assessment for that subject area authorized under Title 19 Texas Administrative Code, Chapter 101, Subchapter DD, §101.4002(b).

(2) The student has demonstrated the student's mastery of each subject area of English/Language Arts, Mathematics, Science, Social Studies, and a language other than English through assessments or other means eligible institutions commonly use to place students in courses that may be credited toward degree program requirements. A student may demonstrate mastery of each subject area, as applicable, by meeting one or more of the following criteria:

- (A) Earning a score on the STAAR EOC assessment that meets the college readiness standards set out in Title 19 Texas Administrative Code, Chapter 4, Subchapter C, §4.54;

- (B) Credit earned in a course in the core curriculum of an institution of higher education in which the student received at least a C; or
- (C) Meeting the standards on the assessments set out in Figure 1.

[Figure: 19 TAC §21.52\(a\)\(2\)\(C\) \(.pdf\)](#)

- (b) A counselor or administrator at the public school of a student who is eligible for early graduation under the Program must verify that the student meets the requirements in subsection (a)(1) and (2) of this section, prior to issuing a diploma to the student under this Program. A student is responsible for providing the official copy of the assessment results to their counselor or administrator to verify these requirements.
- (c) A school that issues a diploma under the Program shall require the minimum number of assessments to demonstrate that the student meets the criteria established in subsection (a)(1) and (2) of this section and may not require a student to take any other STAAR End-of-Course assessment to graduate under the Program, except as required by this section.

§21.53. Diploma Equivalency.

A student who graduates early through the Program is considered to have earned a diploma with a distinguished level of achievement under Texas Education Code §28.025. The school district must provide each student who earns a Program diploma with a designation of distinguished level of achievement on the student's diploma.

§21.54. Notice to Students.

For the 2022-2023 school year, each high school must provide a written notification to each high school student and the student's parent or guardian listing the eligibility criteria for the Texas First Early High School Completion Program and Texas First Scholarship Program. After the 2022-2023 school year, the school must provide the notice to each student and the student's parent or guardian upon the student's initial enrollment in high school. The notice must include information about the requirement that a student must provide an official copy of their assessment results and transcripts, as applicable, to receive credit for the assessments and credits required to receive early graduation from the Program.

§21.55. Satisfaction of Other Requirements.

- (a) A student who meets all Program requirements according to Title 19 Texas Administrative Code §21.52 has met the requirements of the Texas Success Initiative according to Texas Education Code Chapter 51.
- (b) A student who meets all Program requirements according to Title 19 Texas Administrative Code §21.52 has met the initial eligibility requirements of the TEXAS Grant program, as authorized by the Toward EXcellence, Access, and Success Grant Program under the Texas Education Code §56.3041.

Figure: 19 TAC §21.52(a)

(2)(C)

TEXAS FIRST EARLY HIGH SCHOOL COMPLETION PROGRAM
Subject Area Assessments and Benchmarks

ASSESSMENT INSTRUMENT	ENGLISH SUBJECT AREA	MS	MATH SUBJECT AREA	MS	SCIENCE SUBJECT AREA Biology, Physics, Chemistry, or other science	MS	SOCIAL STUDIES SUBJECT AREA History, Government, Economics, Psychology, or other social studies	MS	LANGUAGE OTHER THAN ENGLISH SUBJECT AREA World language or Computer Science	MS
SAT	EBRW	480	Math	530	SAT ST	700	SAT ST	690	SAT ST	730
ACT	English	18	Math	22	Science	23	Reading	22	--	--
PSAT/NMSQT	EBRW	460	Math	510	--	--	--	--	--	--
ACT – Plan	English	19	Math	19	Science	20	Reading	18	--	--
AP	English	3	Math	3	AP ST	3	AP ST	3	AP ST	3
CLEP	English	50	Math	50	CLEP ST	50	CLEP ST	50	CLEP ST	50
IB	Language/ Literature	4	Math	4	Sciences ST	4	Individuals and Societies ST	4	Language Acquisition ST	4
TSIA	Reading	351 +4E	Math	450	--	--	--	--	--	--
TSIA2	ELAR	945 ± 5E	Math	950	--	--	--	--	--	--
GED	English	165	Math	165	Science	165	Social Studies	165	--	--

Gray Column indicates **minimum score (MS)**

ST = Subject Test

E= Essay

CHAPTER 22 STUDENT FINANCIAL AID PROGRAMS

SUBCHAPTER T TEXAS FIRST SCHOLARSHIP PROGRAM

§22.550. Authority and Purpose.

(a) Authority. Authority for this subchapter is provided in the Texas Education Code, Chapter 56, Subchapter K-1, Texas First Scholarship Program. This subchapter establishes procedures to administer Texas Education Code, §§56.221 - 56.227.

(b) Purpose. The purpose of this program is to incentivize the enrollment of high performing students at the Texas public research and emerging research institutions of higher education.

§22.551. Definitions.

In addition to the words and terms defined in §13.142 of this Title (relating to Definitions) and §22.1 of this Chapter (relating to Definitions), the following words and terms, when used in this subchapter, shall have the following meanings, unless the context clearly indicates otherwise:

(1) Program--The Texas First Scholarship program.

(2) Scholarship--The Texas First Scholarship.

§22.552. Eligible Institutions.

(a) Participation. Institutions designated as either a public research university or public emerging research university under the coordinating board's accountability system are required to apply the state credit available to a student through the Program to the eligible student's costs of attendance, as outlined in §22.555 (relating to Scholarship Amount).

(b) Responsibilities. Participating public institutions are required to abide by the General Provisions outlined in Subchapter A of this Chapter (relating to General Provisions).

(c) Approval. Each eligible public institution must enter into an agreement with the Board, the terms of which shall be prescribed by the Commissioner or his/her designee, prior to receiving reimbursement through the program.

§22.553. Eligible Students.

To qualify for a scholarship, a person must:

(1) be enrolled at an eligible institution, as outlined in §22.552 (relating to Eligible Institutions);

(2) be a Resident of Texas;

(3) have graduated early from high school under the Texas First Early High School Completion Program Chapter 21, Subchapter D;

(4) comply with Education Code Section 28.0256; and

(5) meet applicable standards outlined in Subchapter A of this Chapter (relating to General Provisions), including §§22.3 (relating to Student Compliance with Selective Service Registration).

§22.554. Discontinuation of Eligibility or Non-Eligibility.

State credit offered to a student through this program expires at the end of the first academic year following the student's graduation from high school.

§22.555. Scholarship Amount.

(a) The scholarship is issued by Board staff as a state credit for use by an eligible student at any eligible institution.

(1) For a student who graduated from high school two or more semesters or the equivalent earlier than the student's high school cohort, the state credit offered to the student will equal the maximum annual (two semester) TEXAS Grant award determined by Board staff for the applicable academic year.

(2) For a student who graduated from high school less than two semesters or the equivalent earlier than the student's high school cohort, the state credit offered to the student will equal half of the amount described by paragraph (1) of this subsection.

(b) The amount of state credit offered to a student under the program may not be considered in the calculation of any state or institutional need-based aid awards or the calculation of the student's overall financial need, unless the combination of the credit and other federal, state, and institutional financial aid, excluding work-study and loan programs, for which the student would otherwise be eligible exceeds the estimated total cost of attendance at the eligible institution at which the student is enrolled.

(c) On enrollment of an eligible student at an eligible institution, the institution shall apply the state credit to the student's charges for tuition, mandatory fees, and other costs of attendance.

(1) The amount applied for the semester is equal to the lesser of:

(A) The amount of the state credit available to the student; or

(B) The student's actual tuition, mandatory fees, and other costs of attendance at the institution.

(2) Remaining state credit may be applied to subsequent semesters within the first academic year following the student's graduation from high school.

§22.556. Institutional Reimbursement.

(a) Board staff shall distribute to each eligible institution an amount of funds equal to the amount of state credit applied by the institution under §22.555 (relating to Scholarship Amount) during the preceding academic year.

(b) The institution's annual Financial Aid Database submission will be used to calculate the reimbursement amount.

AGENDA ITEM XII-A

Committee chair's overview

Ms. Emma Schwartz, Chair of the Agency Operations Committee, will provide the Board an overview of the items on the agenda.

AGENDA ITEM XII-B

Report on grants and contracts

RECOMMENDATION: No action required

Background Information:

Texas Administrative Code, Title 19, Rule 1.16(j), establishes that any contract for the purchase of goods or services that exceeds \$1 million may be entered into only if the contract is approved and signed by the Commissioner of the Texas Higher Education Coordinating Board (THECB), to whom the board of the THECB (Board), by virtue of this rule, delegates such approval and signature authority. In addition to the Board receiving a quarterly report on “Contracts Executed by the Agency in Accordance with Board Rule 1.16,” the THECB staff also provides the Board a quarterly report highlighting and listing all grants and contracts exceeding \$1 million.

Linda Natal, Director of Contract and Grant Management, is available to answer questions.



Contracts Executed by the Agency Over \$1 Million

March 19, 2022 – June 3, 2022

Contracts Executed by the Agency Over \$1 Million

Division Unit	Contract #	Performing Agent	Description	Active Date	Total \$
011 College Readiness	25206	Texas A&M University	Advise TX College Advising Corps Grant	4/7/2022	1,980,000.00
065 Funding	26909	Health & Human Svcs Commission	Medical Education	5/6/2022	14,797,279.58
070 Academic and Health Affairs	26199	Scott & White Hospital- Round Rock	Graduate Medical Education Expansion Program	5/18/2022	3,000,000.00
070 Academic and Health Affairs	26198	Scott & White Hospital- Round Rock	Graduate Medical Education Expansion Program	5/18/2022	2,700,000.00
070 Academic and Health Affairs	26436	Baylor College of Medicine	Graduate Medical Education Expansion Program	6/1/2022	2,250,000.00
070 Academic and Health Affairs	26196	Baylor College of Medicine	Graduate Medical Education Expansion Program	6/3/2022	1,800,000.00
070 Academic and Health Affairs	26437	Baylor College of Medicine	Graduate Medical Education Expansion Program	6/1/2022	1,800,000.00
070 Academic and Health Affairs	26440	Texas A&M Health Science Center (College of Medicine)	Graduate Medical Education Expansion Program	6/3/2022	1,575,000.00
070 Academic and Health Affairs	26220	Baylor University Medical Center (Dallas)	Graduate Medical Education Expansion Program	5/17/2022	1,350,000.00
101 Student Engagement	26813	Deloitte Consulting LLP	Develop My Texas Future Portal	4/5/2022	2,638,514.00
146 Comm DL Training & R	26932	Texas State University System	Transportation Industry Initiatives	5/19/2022	3,000,000.00
201 Workforce Education	26882	El Paso County Community College District	Texas Reskilling Support Fund Grant Amendment	5/4/2022	1,000,000.00
					\$37,890,793.58



Contracts Executed by the Agency in Accordance with Board Rule 1.16

March 19, 2022 – June 3, 2022

Contracts Executed by the Agency in Accordance with Board Rule 1.16

Division Unit	Contract #	Performing Agent	Description	Active Date	Total \$
029 Open Education Resource Admin	26789	Crshema Murray	No-cost Amendment	4/26/2022	0.00
065 Funding	26909	Health & Human Svcs Commission	Medical Education	5/6/2022	14,797,279.58
070 Academic and Health Affairs	26199	Scott & White Hospital- Round Rock	Graduate Medical Education Expansion Program	5/18/2022	3,000,000.00
070 Academic and Health Affairs	26198	Scott & White Hospital- Round Rock	Graduate Medical Education Expansion Program	5/18/2022	2,700,000.00
070 Academic and Health Affairs	26436	Baylor College of Medicine	Graduate Medical Education Expansion Program	6/1/2022	2,250,000.00
070 Academic and Health Affairs	26196	Baylor College of Medicine	Graduate Medical Education Expansion Program	6/3/2022	1,800,000.00
070 Academic and Health Affairs	26437	Baylor College of Medicine	Graduate Medical Education Expansion Program	6/1/2022	1,800,000.00
070 Academic and Health Affairs	26440	Texas A&M Health Science Center (College of Medicine)	Graduate Medical Education Expansion Program	6/3/2022	1,575,000.00
070 Academic and Health Affairs	26220	Baylor University Medical Center (Dallas)	Graduate Medical Education Expansion Program	5/17/2022	1,350,000.00
070 Academic and Health Affairs	26195	Baylor College of Medicine	Graduate Medical Education Expansion Program	5/25/2022	525,000.00
070 Academic and Health Affairs	26207	Texas A&M Health Science Center (College of Medicine)	Graduate Medical Education Expansion Program	6/3/2022	450,000.00
070 Academic and Health Affairs	26507	Texas Tech University Health Sciences Center	Graduate Medical Education Expansion Program	6/1/2022	300,000.00
070 Academic and Health Affairs	26524	Texas A&M University	No-Cost Extension Amendment	3/28/2022	0.00
070 Academic and Health Affairs	26628	Texas Woman's University	No-Cost Extension Amendment	4/21/2022	0.00
070 Academic and Health Affairs	26629	Baylor University	No-Cost Extension Amendment	3/30/2022	0.00
070 Academic and Health Affairs	26630	Texas A&M University	No-Cost Extension Amendment	4/1/2022	0.00
072 TASFA Development Admin	26526	Esolvit Inc	Temporary Personnel-Software Developer Level 1	4/21/2022	93,896.00
075 OnCourse	26698	The University of Texas At Austin (Serv)	Research and Data Services Amendment	4/8/2022	20,000.00
076 Wagner-Peyser Grad TX 17.207	25858	The Brookings Institution	Labor Market Information	4/7/2022	250,000.00
081 Upskill and Re-skill	26639	University of Houston -Clear Lake	No-cost Amendment	4/25/2022	0.00
081 Upskill and Re-skill	26640	Lone Star College System	No-cost Amendment	5/18/2022	0.00
081 Upskill and Re-skill	26641	Austin Community College	No-cost Amendment	5/19/2022	0.00
081 Upskill and Re-skill	26642	South Texas College	No-cost Amendment	5/2/2022	0.00
081 Upskill and Re-skill	26643	The University of Texas at Tyler	No-cost Amendment	4/25/2022	0.00
081 Upskill and Re-skill	26644	College of the Mainland	No-cost Amendment	4/25/2022	0.00
081 Upskill and Re-skill	26645	Dallas College	No-cost Amendment	4/25/2022	0.00
081 Upskill and Re-skill	26646	Midwestern State University	No-cost Amendment	4/25/2022	0.00
081 Upskill and Re-skill	26647	Houston Community College System	No-cost Amendment	4/25/2022	0.00
081 Upskill and Re-skill	26648	San Jacinto College District	No-cost Amendment	5/10/2022	0.00
081 Upskill and Re-skill	26649	The University of Texas at Arlington	No-cost Amendment	5/9/2022	0.00
081 Upskill and Re-skill	26654	Texas A&M University-Kingsville	No-cost Amendment	5/2/2022	0.00
081 Upskill and Re-skill	26656	Our Lady of The Lake University of San Antonio	No-cost Amendment	5/4/2022	0.00
081 Upskill and Re-skill	26657	Texas State Technical College System	No-cost Amendment	4/25/2022	0.00
081 Upskill and Re-skill	26658	Panola College	No-cost Amendment	4/28/2022	0.00
081 Upskill and Re-skill	26659	Galveston College	No-cost Amendment	4/25/2022	0.00
081 Upskill and Re-skill	26660	Hill College	No-cost Amendment	5/2/2022	0.00
081 Upskill and Re-skill	26661	The University of Texas at El Paso	No-cost Amendment	5/9/2022	0.00
081 Upskill and Re-skill	26662	South Texas College	No-cost Amendment	5/2/2022	0.00
081 Upskill and Re-skill	26663	Alamo Community College District	No-cost Amendment	5/18/2022	0.00
081 Upskill and Re-skill	26665	Tarleton State University	No-cost Amendment	5/2/2022	0.00
081 Upskill and Re-skill	26666	Lamar State College-Port Arthur	No-cost Amendment	4/25/2022	0.00
081 Upskill and Re-skill	26667	Texas A&M International University	No-cost Amendment	5/2/2022	0.00
081 Upskill and Re-skill	26668	Prairie View A&M University	No-cost Amendment	5/18/2022	0.00
081 Upskill and Re-skill	26669	Grayson College	No-cost Amendment	4/25/2022	0.00
081 Upskill and Re-skill	26670	Collin County Community College District	No-cost Amendment	4/25/2022	0.00
081 Upskill and Re-skill	26672	Tarrant County College District	No-cost Amendment	5/19/2022	0.00
081 Upskill and Re-skill	26673	Panola College	No-cost Amendment	4/25/2022	0.00
081 Upskill and Re-skill	26674	Texas A&M University-Kingsville	No-cost Amendment	5/2/2022	0.00
081 Upskill and Re-skill	26675	Trinity Valley Community College	No-cost Amendment	4/25/2022	0.00
081 Upskill and Re-skill	26676	Kilgore College	No-cost Amendment	4/25/2022	0.00
081 Upskill and Re-skill	26678	Texas Southmost College	No-cost Amendment	5/19/2022	0.00
081 Upskill and Re-skill	26679	University of Texas Rio Grande Valley	No-cost Amendment	5/9/2022	0.00
081 Upskill and Re-skill	26680	Texas Southern University	No-cost Amendment	5/18/2022	0.00
081 Upskill and Re-skill	26681	McLennan Community College	No-cost Amendment	5/19/2022	0.00
081 Upskill and Re-skill	26682	Texas State University	No-cost Amendment	5/6/2022	0.00
081 Upskill and Re-skill	26683	Ranger College	No-cost Amendment	4/25/2022	0.00
081 Upskill and Re-skill	26685	Lamar University	No-cost Amendment	5/10/2022	0.00
081 Upskill and Re-skill	26686	El Paso County Community College District	No-cost Amendment	4/25/2022	0.00
081 Upskill and Re-skill	26687	Texas Tech University	No-cost Amendment	4/26/2022	0.00
081 Upskill and Re-skill	26688	Tarleton State University	No-cost Amendment	5/2/2022	0.00
081 Upskill and Re-skill	26689	Temple College	No-cost Amendment	5/11/2022	0.00
081 Upskill and Re-skill	26691	Stephen F. Austin State University	No-cost Amendment	5/18/2022	0.00
081 Upskill and Re-skill	26692	Texas A&M International University	No-cost Amendment	5/2/2022	0.00
081 Upskill and Re-skill	26697	University of Texas Rio Grande Valley	No-cost Amendment	5/9/2022	0.00
081 Upskill and Re-skill	26700	Cisco College	No-cost Amendment	5/19/2022	0.00
081 Upskill and Re-skill	26701	Collin County Community College District	No-cost Amendment	4/26/2022	0.00
081 Upskill and Re-skill	26702	Lamar State College-Orange	No-cost Amendment	5/9/2022	0.00

Division Unit	Contract #	Performing Agent	Description	Active Date	Total \$
081 Upskill and Re-skill	26703	Lamar University	No-cost Amendment	5/9/2022	0.00
081 Upskill and Re-skill	26704	Lone Star College System	No-cost Amendment	5/9/2022	0.00
081 Upskill and Re-skill	26705	McLennan Community College	No-cost Amendment	5/19/2022	0.00
081 Upskill and Re-skill	26707	Sam Houston State University	No-cost Amendment	5/10/2022	0.00
081 Upskill and Re-skill	26708	San Jacinto College District	No-cost Amendment	5/10/2022	0.00
081 Upskill and Re-skill	26709	South Texas College	No-cost Amendment	5/2/2022	0.00
081 Upskill and Re-skill	26710	Texas A&M University-Corpus Christi	No-cost Amendment	5/18/2022	0.00
081 Upskill and Re-skill	26711	Texas A&M University-Kingsville	No-cost Amendment	5/2/2022	0.00
081 Upskill and Re-skill	26712	Texas Southern University	No-cost Amendment	5/18/2022	0.00
081 Upskill and Re-skill	26713	Texas State Technical College System	No-cost Amendment	4/26/2022	0.00
081 Upskill and Re-skill	26714	Trinity Valley Community College	No-cost Amendment	4/26/2022	0.00
081 Upskill and Re-skill	26716	University of North Texas at Dallas	No-cost Amendment	5/9/2022	0.00
081 Upskill and Re-skill	26717	The University of Texas at Arlington	No-cost Amendment	5/9/2022	0.00
081 Upskill and Re-skill	26718	The University of Texas at Permian Basin	No-cost Amendment	4/26/2022	0.00
081 Upskill and Re-skill	26719	Vernon College	No-cost Amendment	4/26/2022	0.00
081 Upskill and Re-skill	26720	Victoria College	No-cost Amendment	5/2/2022	0.00
081 Upskill and Re-skill	26721	Wharton County Junior College	No-cost Amendment	4/26/2022	0.00
081 Upskill and Re-skill	26722	Texas State University	No-cost Amendment	5/2/2022	0.00
081 Upskill and Re-skill	26723	El Paso County Community College District	No-cost Amendment	4/26/2022	0.00
081 Upskill and Re-skill	26724	The University of Texas at San Antonio	No-cost Amendment	4/26/2022	0.00
081 Upskill and Re-skill	26828	Workquest Temps	Temporary Personnel-Executive Assistant III	4/14/2022	34,229.20
082 Online Learning	26849	The University of Texas At Austin (Serv)	Course Redesign and Instructional Material Development	6/2/2022	650,000.00
082 Online Learning	26850	Texas A&M University (Service)	Course Redesign and Instructional Material Development	6/2/2022	650,000.00
082 Online Learning	26182	The University of Texas At Austin (Serv)	Design Research	4/13/2022	161,000.00
082 Online Learning	26814	Colin County Community College District	Negative Amendment	4/20/2022	-12,250.00
082 Online Learning	26184	Rice University	Research and Discovery	4/8/2022	30,000.00
083C Data Infrastructure	26819	Girling Kelly Design Group LLC DBA Artefact	Human Centered Research and Experience Design Amendment	4/13/2022	52,310.00
083D Data Infrastructure	26793	Forum One Communications Corporation	Online Data Tool	4/6/2022	475,000.00
0831 Data Infrastructure	26306	Esolvit Inc	Temporary Personnel-Implementation Lead Senior Level	5/4/2022	140,400.00
0831 Data Infrastructure	26307	Esolvit Inc	Temporary Personnel-Implementation Lead Senior Level	5/4/2022	130,000.00
092 Accelerating Credentials	26610	Alamo Community College District	No-cost Amendment	6/2/2022	0.00
092 Accelerating Credentials	26733	Alvin Community College	No-cost Amendment	5/12/2022	0.00
092 Accelerating Credentials	26734	Austin Community College	No-cost Amendment	5/4/2022	0.00
092 Accelerating Credentials	26735	Brazosport College	No-cost Amendment	5/4/2022	0.00
092 Accelerating Credentials	26736	Coastal Bend College	No-cost Amendment	5/12/2022	0.00
092 Accelerating Credentials	26737	Grayson College	No-cost Amendment	5/4/2022	0.00
092 Accelerating Credentials	26738	Lamar University	No-cost Amendment	5/12/2022	0.00
092 Accelerating Credentials	26739	Lee College	No-cost Amendment	5/4/2022	0.00
092 Accelerating Credentials	26740	McLennan Community College	No-cost Amendment	5/4/2022	0.00
092 Accelerating Credentials	26745	Panola College	No-cost Amendment	5/4/2022	0.00
092 Accelerating Credentials	26746	Prairie View A&M University	No-cost Amendment	5/4/2022	0.00
092 Accelerating Credentials	26750	Texas Tech Univ Health SC - El Paso (774)	No-cost Amendment	5/12/2022	0.00
092 Accelerating Credentials	26751	Sam Houston State University	No-cost Amendment	5/4/2022	0.00
092 Accelerating Credentials	26754	Tarleton State University	No-cost Amendment	5/4/2022	0.00
092 Accelerating Credentials	26755	Temple College	No-cost Amendment	5/4/2022	0.00
092 Accelerating Credentials	26756	Texas A&M International University	No-cost Amendment	5/4/2022	0.00
092 Accelerating Credentials	26757	Texas A&M International University	No-cost Amendment	5/4/2022	0.00
092 Accelerating Credentials	26758	Texas A&M University	No-cost Amendment	5/12/2022	0.00
092 Accelerating Credentials	26759	Texas A&M University System	No-cost Amendment	5/5/2022	0.00
092 Accelerating Credentials	26761	Texas A&M University - Central Texas	No-cost Amendment	5/4/2022	0.00
092 Accelerating Credentials	26762	Texas A&M University - Central Texas	No-cost Amendment	5/12/2022	0.00
092 Accelerating Credentials	26763	Texas A&M University-Commerce	No-cost Amendment	5/12/2022	0.00
092 Accelerating Credentials	26764	Texas A&M University-Kingsville	No-cost Amendment	5/5/2022	0.00
092 Accelerating Credentials	26766	Texas State University	No-cost Amendment	5/9/2022	0.00
092 Accelerating Credentials	26767	Texas Tech University Health Sciences Center	No-cost Amendment	5/5/2022	0.00
092 Accelerating Credentials	26768	University of Houston	No-cost Amendment	5/12/2022	0.00
092 Accelerating Credentials	26769	University of Houston	No-cost Amendment	5/9/2022	0.00
092 Accelerating Credentials	26770	University of North Texas	No-cost Amendment	5/12/2022	0.00
092 Accelerating Credentials	26771	University of North Texas Health Science Center at Fort Worth	No-cost Amendment	5/6/2022	0.00
092 Accelerating Credentials	26772	The University of Texas at Arlington	No-cost Amendment	5/5/2022	0.00
092 Accelerating Credentials	26773	The University of Texas at Dallas	No-cost Amendment	5/5/2022	0.00
092 Accelerating Credentials	26776	The University of Texas at Permian Basin	No-cost Amendment	5/6/2022	0.00
092 Accelerating Credentials	26777	University of Texas Rio Grande Valley	No-cost Amendment	5/6/2022	0.00
092 Accelerating Credentials	26778	University of Texas Rio Grande Valley	No-cost Amendment	5/9/2022	0.00
092 Accelerating Credentials	26779	The University of Texas at San Antonio	No-cost Amendment	5/6/2022	0.00
092 Accelerating Credentials	26782	The University of Texas System	No-cost Amendment	5/6/2022	0.00
092 Accelerating Credentials	26783	University of North Texas	No-cost Amendment	5/6/2022	0.00

Division Unit	Contract #	Performing Agent	Description	Active Date	Total \$
092 Accelerating Credentials	26810	The University of Texas at El Paso	No-cost Amendment	5/12/2022	0.00
092 Accelerating Credentials	26811	The University of Texas Medical Branch at Galveston	No-cost Amendment	5/6/2022	0.00
092 Accelerating Credentials	26812	Texas A&M University-San Antonio	No-cost Amendment	5/12/2022	0.00
093 Work Based Learning Workflow A	26612	Texas Workforce Commission	Internship Conference	4/29/2022	25,000.00
093 Work Based Learning Workflow A	26730	Workquest Temps	Temporary Personnel-Outreach Specialist IV	4/14/2022	39,129.52
093 Work Based Learning Workflow B	26540	Dallas College	Work-based Learning Opportunity Grant Apprenticeships	3/24/2022	165,000.00
093 Work Based Learning Workflow B	26564	South Texas College	Work-based Learning Opportunity Grant Apprenticeships	3/28/2022	164,974.00
093 Work Based Learning Workflow B	26542	San Jacinto College District	Work-based Learning Opportunity Grant Apprenticeships	3/28/2022	149,400.00
093 Work Based Learning Workflow B	26541	El Paso County Community College District	Work-based Learning Opportunity Grant Apprenticeships	3/30/2022	136,000.00
093 Work Based Learning Workflow B	26539	Collin County Community College District	Work-based Learning Opportunity Grant Apprenticeships	3/28/2022	27,500.00
093 Work Based Learning Workflow B	26527	Blinn College	Work-based Learning Opportunity Grant Apprenticeships	3/28/2022	15,208.00
093 Work Based Learning Workflow B	26544	Austin Community College	Work-based Learning Opportunity Grant Internships	3/26/2022	250,000.00
093 Work Based Learning Workflow B	26547	Dallas College	Work-based Learning Opportunity Grant Internships	3/24/2022	250,000.00
093 Work Based Learning Workflow B	26550	Tarleton State University	Work-based Learning Opportunity Grant Internships	3/26/2022	250,000.00
093 Work Based Learning Workflow B	26556	University of Houston -Clear Lake	Work-based Learning Opportunity Grant Internships	3/23/2022	250,000.00
093 Work Based Learning Workflow B	26559	University of North Texas	Work-based Learning Opportunity Grant Internships	3/28/2022	250,000.00
093 Work Based Learning Workflow B	26560	The University of Texas at Arlington	Work-based Learning Opportunity Grant Internships	4/1/2022	250,000.00
093 Work Based Learning Workflow B	26561	The University of Texas at San Antonio	Work-based Learning Opportunity Grant Internships	3/23/2022	250,000.00
093 Work Based Learning Workflow B	26565	South Texas College	Work-based Learning Opportunity Grant Internships	3/28/2022	250,000.00
093 Work Based Learning Workflow B	26614	The University of Texas at Austin	Work-based Learning Opportunity Grant Internships	4/6/2022	250,000.00
093 Work Based Learning Workflow B	26551	Texas A&M University-Corpus Christi	Work-based Learning Opportunity Grant Internships	3/23/2022	249,886.00
093 Work Based Learning Workflow B	26549	Palo Alto College	Work-based Learning Opportunity Grant Internships	4/6/2022	225,000.00
093 Work Based Learning Workflow B	26563	The University of Texas at Permian Basin	Work-based Learning Opportunity Grant Internships	3/23/2022	225,000.00
093 Work Based Learning Workflow B	26562	The University of Texas at Tyler	Work-based Learning Opportunity Grant Internships	3/28/2022	190,500.00
093 Work Based Learning Workflow B	26555	Texas Woman's University	Work-based Learning Opportunity Grant Internships	4/1/2022	175,000.00
093 Work Based Learning Workflow B	26543	Angelo State University	Work-based Learning Opportunity Grant Internships	3/30/2022	151,296.00
093 Work Based Learning Workflow B	26553	Texas Southmost College	Work-based Learning Opportunity Grant Internships	4/1/2022	140,107.00
093 Work Based Learning Workflow B	26554	Texas State Technical College System	Work-based Learning Opportunity Grant Internships	3/26/2022	135,829.00
093 Work Based Learning Workflow B	26545	Blinn College	Work-based Learning Opportunity Grant Internships	3/28/2022	125,316.00
093 Work Based Learning Workflow B	26546	Collin County Community College District	Work-based Learning Opportunity Grant Internships	3/28/2022	102,240.00
093 Work Based Learning Workflow B	26558	University of Houston -Victoria	Work-based Learning Opportunity Grant Internships	3/28/2022	78,678.00
093 Work Based Learning Workflow B	26552	Texas A&M University-San Antonio	Work-based Learning Opportunity Grant Internships	3/26/2022	55,200.00
095 Community College Cost Analysis	26749	Workquest Temps	Temporary Personnel-Deputy Director II	4/7/2022	14,904.00
098 Transfer Grants	26904	Shi Government Solutions Inc	5 Year License Subscription, Hosting and Support	5/11/2022	900,000.00
098 Transfer Grants	26188	MDRC	Research Analysis Amendment	4/12/2022	175,000.00
098 Transfer Grants	26577	Texas A&M University Texarkana Service	Student Aid	4/13/2022	50,000.00
098 Transfer Grants	26343	Texas A&M Health Science Ctr (Service)	Student Aid	5/19/2022	25,000.00
099 Student Success Consortium Workflow A	26193	Ithaka Harbors Inc	Inventory of all Student Success Initiative Programs and Building Evidence Based Framework	4/11/2022	950,000.00
099 Student Success Consortium Workflow A	26310	Texas A&M University Commerce (Service)	Student Success Inventory Program	4/1/2022	500,000.00
100 Advising Resource	26109	National Postsecondary Strategy Institute	Advanced Professional Development	4/25/2022	15,000.00
105 Data Security Access	26344	Esolvit Inc	Temporary Personnel-Implementation Lead Senior Level	5/11/2022	136,812.00
146 Comm DL Training & R	26932	Texas State University System	Transportation Industry Initiatives	5/19/2022	3,000,000.00
201 Data Management and Research	25860	Strada Collaborative Inc d/b/a Roadtrip Nation	My Texas Future Initiative	4/8/2022	265,000.00
201 Information Solutions and Services	26354	CDW Government Inc	Cisco Meraki Cloud Managed and Licenses	5/9/2022	30,313.36
201 Information Solutions and Services	26930	Dell Marketing LP	Dell Latitude 7530 Laptops	5/16/2022	200,211.00
201 Information Solutions and Services	26881	Shi Government Solutions Inc	Erwin Data Modeler License and Maintenance Renewal	4/29/2022	19,528.80
201 Information Solutions and Services	26891	CDW Government Inc	Kensington USB Display Port Adapter and USB-C	4/28/2022	12,562.00
201 Information Solutions and Services	26855	Ricoh USA Inc	Managed Print Services and Print Management Software Installation	5/24/2022	29,160.96
201 Information Solutions and Services	26842	Microsoft Corporation	Microsoft Premier Support package	5/5/2022	53,910.00
201 Information Solutions and Services	26784	Web-Head Technologies Inc	Renewal WebHead Hosting Service	4/18/2022	22,230.78
201 Internal Audit	26869	KPMG LLP	Fiscal Audit Amendment	5/19/2022	0.00
201 Internal Audit	26916	Richard Tarr	Quality Assurance Review	5/24/2022	18,500.00
201 Workforce Education	26925	Workquest Temps	Temporary Personnel-Repository Specialist	6/2/2022	10,863.36
201 Workforce Education	26882	El Paso County Community College District	Texas Reskilling Support Fund Amendment	5/4/2022	1,000,000.00
201 Workforce Education	26885	Texas State Technical College System	Texas Reskilling Support Fund Amendment	5/4/2022	500,000.00
201 Workforce Education	26884	South Texas College	Texas Reskilling Support Fund Amendment	5/9/2022	200,000.00
201 Workforce Education	26887	The University of Texas at El Paso	Texas Reskilling Support Fund Amendment	5/4/2022	200,000.00
201 Workforce Education	26886	Grayson College	Texas Reskilling Support Fund Amendment	5/6/2022	157,590.00
201 Workforce Education	26883	Midwestern State University	Texas Reskilling Support Fund Amendment	5/4/2022	157,000.00
201 Workforce Education	26945	Clover Educational Consulting	Texas Works Internship Program	6/2/2022	10,500.00
201F Commissioner's Office	26467	Optimum Consultancy Service LLC	Smartsheet Licenses Renewal	4/20/2022	73,650.66
201F Commissioner's Office	26731	Texas Correctional Industries	Storm Mesh Ergo Task Chairs	4/14/2022	157,050.00
317 Perkins-AQ&W Admin	26423	Texas State Technical College System	2021-2022 Perkins Basic Reallocation	4/6/2022	453,480.00
317 Perkins-AQ&W Admin	26397	Houston Community College System	2021-2022 Perkins Basic Reallocation	4/26/2022	422,975.00
317 Perkins-AQ&W Admin	26417	South Texas College	2021-2022 Perkins Basic Reallocation	4/13/2022	419,958.00
317 Perkins-AQ&W Admin	26377	Alamo Community College District	2021-2022 Perkins Basic Reallocation	4/26/2022	401,065.00
317 Perkins-AQ&W Admin	26390	Dallas College	2021-2022 Perkins Basic Reallocation	4/11/2022	260,732.00

Contracts Executed by the Agency in Accordance with Board Rule 1.16

Division Unit	Contract #	Performing Agent	Description	Active Date	Total \$
317 Perkins-AQ&W Admin	26405	Lone Star College System	2021-2022 Perkins Basic Reallocation	4/6/2022	217,493.00
317 Perkins-AQ&W Admin	26425	Tyler Junior College	2021-2022 Perkins Basic Reallocation	4/6/2022	213,882.00
317 Perkins-AQ&W Admin	26415	San Jacinto College District	2021-2022 Perkins Basic Reallocation	5/2/2022	202,629.00
317 Perkins-AQ&W Admin	26381	Austin Community College	2021-2022 Perkins Basic Reallocation	4/13/2022	196,700.00
317 Perkins-AQ&W Admin	26419	Tarrant County College District	2021-2022 Perkins Basic Reallocation	4/6/2022	193,236.00
317 Perkins-AQ&W Admin	26389	Collin County Community College District	2021-2022 Perkins Basic Reallocation	4/6/2022	180,037.00
317 Perkins-AQ&W Admin	26379	Amarillo College	2021-2022 Perkins Basic Reallocation	4/2/2022	150,250.00
317 Perkins-AQ&W Admin	26392	El Paso County Community College District	2021-2022 Perkins Basic Reallocation	4/6/2022	148,662.00
317 Perkins-AQ&W Admin	26404	Lee College	2021-2022 Perkins Basic Reallocation	4/4/2022	128,034.00
317 Perkins-AQ&W Admin	26384	Central Texas College	2021-2022 Perkins Basic Reallocation	4/4/2022	127,387.00
317 Perkins-AQ&W Admin	26416	South Plains College	2021-2022 Perkins Basic Reallocation	4/4/2022	124,293.00
317 Perkins-AQ&W Admin	26391	Del Mar College	2021-2022 Perkins Basic Reallocation	4/4/2022	120,369.00
317 Perkins-AQ&W Admin	26406	McLennan Community College	2021-2022 Perkins Basic Reallocation	4/13/2022	119,199.00
317 Perkins-AQ&W Admin	26403	Laredo Community College	2021-2022 Perkins Basic Reallocation	4/4/2022	103,788.00
317 Perkins-AQ&W Admin	26395	Grayson College	2021-2022 Perkins Basic Reallocation	4/4/2022	101,876.00
317 Perkins-AQ&W Admin	26400	Lamar Institute of Technology	2021-2022 Perkins Basic Reallocation	4/4/2022	100,447.00
317 Perkins-AQ&W Admin	26382	Blinn College	2021-2022 Perkins Basic Reallocation	4/2/2022	93,748.00
317 Perkins-AQ&W Admin	26421	Texarkana College	2021-2022 Perkins Basic Reallocation	4/6/2022	77,437.00
317 Perkins-AQ&W Admin	26387	Coastal Bend College	2021-2022 Perkins Basic Reallocation	4/26/2022	73,849.00
317 Perkins-AQ&W Admin	26399	Kilgore College	2021-2022 Perkins Basic Reallocation	4/4/2022	67,949.00
317 Perkins-AQ&W Admin	26409	North Central Texas Community College District	2021-2022 Perkins Basic Reallocation	4/26/2022	65,743.00
317 Perkins-AQ&W Admin	26408	Navarro College	2021-2022 Perkins Basic Reallocation	4/4/2022	65,226.00
317 Perkins-AQ&W Admin	26411	Odessa College	2021-2022 Perkins Basic Reallocation	4/13/2022	64,426.00
317 Perkins-AQ&W Admin	26402	Lamar State College-Port Arthur	2021-2022 Perkins Basic Reallocation	4/4/2022	61,473.00
317 Perkins-AQ&W Admin	26424	Trinity Valley Community College	2021-2022 Perkins Basic Reallocation	4/6/2022	60,496.00
317 Perkins-AQ&W Admin	26380	Angelina College	2021-2022 Perkins Basic Reallocation	4/2/2022	59,585.00
317 Perkins-AQ&W Admin	26412	Panola College	2021-2022 Perkins Basic Reallocation	4/4/2022	53,615.00
317 Perkins-AQ&W Admin	26418	Southwest Texas Junior College	2021-2022 Perkins Basic Reallocation	4/6/2022	52,897.00
317 Perkins-AQ&W Admin	26426	Vernon College	2021-2022 Perkins Basic Reallocation	4/6/2022	52,173.00
317 Perkins-AQ&W Admin	26413	Paris Junior College	2021-2022 Perkins Basic Reallocation	4/26/2022	52,085.00
317 Perkins-AQ&W Admin	26401	Lamar State College-Orange	2021-2022 Perkins Basic Reallocation	4/4/2022	50,556.00
317 Perkins-AQ&W Admin	26422	Texas Southmost College	2021-2022 Perkins Basic Reallocation	4/7/2022	45,639.00
317 Perkins-AQ&W Admin	26410	Northeast Texas Community College	2021-2022 Perkins Basic Reallocation	4/4/2022	40,404.00
317 Perkins-AQ&W Admin	26430	Wharton County Junior College	2021-2022 Perkins Basic Reallocation	4/7/2022	40,392.00
317 Perkins-AQ&W Admin	26388	College of the Mainland	2021-2022 Perkins Basic Reallocation	4/4/2022	39,562.00
317 Perkins-AQ&W Admin	26427	Victoria College	2021-2022 Perkins Basic Reallocation	4/6/2022	38,068.00
317 Perkins-AQ&W Admin	26428	Weatherford College	2021-2022 Perkins Basic Reallocation	4/7/2022	35,421.00
317 Perkins-AQ&W Admin	26385	Cisco College	2021-2022 Perkins Basic Reallocation	4/4/2022	33,345.00
317 Perkins-AQ&W Admin	26407	Midland College	2021-2022 Perkins Basic Reallocation	4/13/2022	32,616.00
317 Perkins-AQ&W Admin	26398	Howard College	2021-2022 Perkins Basic Reallocation	4/6/2022	31,775.00
317 Perkins-AQ&W Admin	26420	Temple College	2021-2022 Perkins Basic Reallocation	4/6/2022	30,651.00
317 Perkins-AQ&W Admin	26394	Galveston College	2021-2022 Perkins Basic Reallocation	4/4/2022	30,134.00
317 Perkins-AQ&W Admin	26396	Hill College	2021-2022 Perkins Basic Reallocation	4/4/2022	27,634.00
317 Perkins-AQ&W Admin	26378	Alvin Community College	2021-2022 Perkins Basic Reallocation	4/2/2022	25,875.00
317 Perkins-AQ&W Admin	26383	Brazosport College	2021-2022 Perkins Basic Reallocation	4/6/2022	24,134.00
317 Perkins-AQ&W Admin	26414	Ranger College	2021-2022 Perkins Basic Reallocation	4/4/2022	19,846.00
317 Perkins-AQ&W Admin	26386	Clarendon College	2021-2022 Perkins Basic Reallocation	4/13/2022	17,358.00
317 Perkins-AQ&W Admin	26393	Frank Phillips College	2021-2022 Perkins Basic Reallocation	4/7/2022	16,040.00
317 Perkins-AQ&W Admin	26429	Western Texas College	2021-2022 Perkins Basic Reallocation	4/7/2022	7,229.00
510 SFAP - Student Loan Admin	26905	Workquest Temps	Temporary Personnel-Customer Service Representative II	5/6/2022	41,958.40
510 SFAP - Student Loan Admin	26903	Workquest Temps	Temporary Personnel-Customer Service Representative II	5/6/2022	20,979.20
510 SFAP - Student Loan Admin	26906	Workquest Temps	Temporary Personnel-Customer Service Representative II	5/6/2022	20,979.20
510 SFAP - Student Loan Admin	26914	Workquest Temps	Temporary Personnel-Customer Service Representative II	5/10/2022	20,979.20
515G FAS	26463	Dallas College	Texas Educational Opportunity Grant	4/8/2022	409,967.00
515G FAS	26463	Houston Community College System	Texas Educational Opportunity Grant	4/8/2022	378,061.00
515G FAS	26463	Lone Star College System	Texas Educational Opportunity Grant	4/8/2022	370,065.00
515G FAS	26463	Tarrant County College District	Texas Educational Opportunity Grant	4/8/2022	269,650.00
515G FAS	26463	South Texas College	Texas Educational Opportunity Grant	4/8/2022	250,667.00
515G FAS	26463	El Paso County Community College District	Texas Educational Opportunity Grant	4/8/2022	197,939.00
515G FAS	26463	Austin Community College	Texas Educational Opportunity Grant	4/8/2022	180,099.00
515G FAS	26463	San Jacinto College District	Texas Educational Opportunity Grant	4/8/2022	167,932.00
515G FAS	26463	San Antonio College	Texas Educational Opportunity Grant	4/8/2022	137,629.00
515G FAS	26463	Collin County Community College District	Texas Educational Opportunity Grant	4/8/2022	114,733.00
515G FAS	26463	Blinn College	Texas Educational Opportunity Grant	4/8/2022	98,820.00
515G FAS	26463	Northwest Vista College	Texas Educational Opportunity Grant	4/8/2022	97,986.00
515G FAS	26463	Tyler Junior College	Texas Educational Opportunity Grant	4/8/2022	95,055.00
515G FAS	26463	Del Mar College	Texas Educational Opportunity Grant	4/8/2022	78,353.00

Contracts Executed by the Agency in Accordance with Board Rule 1.16

Division Unit	Contract #	Performing Agent	Description	Active Date	Total \$
515G FAS	26463	Laredo Community College	Texas Educational Opportunity Grant	4/8/2022	74,421.00
515G FAS	26463	South Plains College	Texas Educational Opportunity Grant	4/8/2022	71,725.00
515G FAS	26463	Lee College	Texas Educational Opportunity Grant	4/8/2022	70,136.00
515G FAS	26463	McLennan Community College	Texas Educational Opportunity Grant	4/8/2022	69,075.00
515G FAS	26463	Palo Alto College	Texas Educational Opportunity Grant	4/8/2022	64,439.00
515G FAS	26463	Texas Southmost College	Texas Educational Opportunity Grant	4/8/2022	59,724.00
515G FAS	26463	St. Philip's College	Texas Educational Opportunity Grant	4/8/2022	58,158.00
515G FAS	26463	Amarillo College	Texas Educational Opportunity Grant	4/8/2022	57,120.00
515G FAS	26463	Central Texas College	Texas Educational Opportunity Grant	4/8/2022	56,175.00
515G FAS	26463	Navarro College	Texas Educational Opportunity Grant	4/8/2022	53,535.00
515G FAS	26463	North Central Texas Community College District	Texas Educational Opportunity Grant	4/8/2022	49,691.00
515G FAS	26463	Southwest Texas Junior College	Texas Educational Opportunity Grant	4/8/2022	47,377.00
515G FAS	26463	Kilgore College	Texas Educational Opportunity Grant	4/8/2022	42,884.00
515G FAS	26463	Wharton County Junior College	Texas Educational Opportunity Grant	4/8/2022	39,958.00
515G FAS	26463	Trinity Valley Community College	Texas Educational Opportunity Grant	4/8/2022	39,745.00
515G FAS	26463	Temple College	Texas Educational Opportunity Grant	4/8/2022	36,916.00
515G FAS	26463	Angelina College	Texas Educational Opportunity Grant	4/8/2022	36,289.00
515G FAS	26463	Alamo Community College District (Northeast Lakeview College)	Texas Educational Opportunity Grant	4/8/2022	31,579.00
515G FAS	26463	Weatherford College	Texas Educational Opportunity Grant	4/8/2022	29,486.00
515G FAS	26463	Paris Junior College	Texas Educational Opportunity Grant	4/8/2022	28,721.00
515G FAS	26463	Northeast Texas Community College	Texas Educational Opportunity Grant	4/8/2022	28,016.00
515G FAS	26463	Odessa College	Texas Educational Opportunity Grant	4/8/2022	27,897.00
515G FAS	26463	Coastal Bend College	Texas Educational Opportunity Grant	4/8/2022	27,482.00
515G FAS	26463	Cisco College	Texas Educational Opportunity Grant	4/8/2022	26,730.00
515G FAS	26463	Grayson College	Texas Educational Opportunity Grant	4/8/2022	25,569.00
515G FAS	26463	College of the Mainland	Texas Educational Opportunity Grant	4/8/2022	25,044.00
515G FAS	26463	Texarkana College	Texas Educational Opportunity Grant	4/8/2022	24,882.00
515G FAS	26463	Alvin Community College	Texas Educational Opportunity Grant	4/8/2022	24,062.00
515G FAS	26463	Victoria College	Texas Educational Opportunity Grant	4/8/2022	23,251.00
515G FAS	26463	Vernon College	Texas Educational Opportunity Grant	4/8/2022	22,689.00
515G FAS	26463	Hill College	Texas Educational Opportunity Grant	4/8/2022	22,578.00
515G FAS	26463	Howard College	Texas Educational Opportunity Grant	4/8/2022	22,085.00
515G FAS	26463	Panola College	Texas Educational Opportunity Grant	4/8/2022	17,131.00
515G FAS	26463	Midland College	Texas Educational Opportunity Grant	4/8/2022	16,923.00
515G FAS	26463	Galveston College	Texas Educational Opportunity Grant	4/8/2022	16,453.00
515G FAS	26463	Brazosport College	Texas Educational Opportunity Grant	4/8/2022	16,195.00
515G FAS	26463	Ranger College	Texas Educational Opportunity Grant	4/8/2022	12,706.00
515G FAS	26463	Clarendon College	Texas Educational Opportunity Grant	4/8/2022	8,987.00
515G FAS	26463	Frank Phillips College	Texas Educational Opportunity Grant	4/8/2022	6,102.00
515G FAS	26463	Western Texas College	Texas Educational Opportunity Grant	4/8/2022	5,098.00
					\$57,175,674.22

Memorandum of Understanding (\$0 Contract Amount)

Division Unit	Contract #	Performing Agent	Description	Active Date	Total \$
201 Data Management and Research	26741	Texas Workforce Comm. BSS Only	Data Exchange Agreement	4/8/2022	0.00
201 Data Management and Research	26954	Texas Workforce Comm. BSS Only	Data Exchange Agreement	5/23/2022	0.00
218 Developmental Ed Prog - Admin	26126	MDRC	CAPR Multiple Measures Assessment Study Agreement	4/13/2022	0.00

AGENDA ITEM XII-C

Consideration and possible action to adopt the Annual Internal Audit Plan for Fiscal Year 2023

RECOMMENDATION: Approval

Background Information:

In accordance with the Texas Internal Auditing Act, for your consideration and approval, the Internal Audit team has developed the risk-based Annual Internal Audit Plan for Fiscal Year 2023 using risk assessment techniques as required. The Annual Internal Audit Plan for Fiscal Year 2023 presents the individual audits to be performed in Fiscal Year 2023.

Specific risk factors were considered as they apply to the agency's significant operational activities. These risk factors included:

- financial significance;
- reputational significance and visibility;
- complexity, inherent risk, and the potential for abuse;
- prior audit and compliance monitoring results as an indicator of control effectiveness;
- audit recency – internal audit, compliance monitoring (as applicable), KPMG, SAO, and/or federal auditors; and
- changes in mission or key management. A risk-ranked listing of significant operational activities became the basis for the audits proposed for consideration herein.

The Annual Internal Audit Plan for Fiscal Year 2023 is attached.

Mark Poehl, Assistant Commissioner, Internal Audit and Compliance, and Paul Maeyaert, Assistant Director, Internal Audit and Compliance, will present this item to the committee and are available to answer any questions.

TEXAS HIGHER EDUCATION COORDINATING BOARD

INTERNAL AUDIT & COMPLIANCE MONITORING

Annual Internal Audit Plan for Fiscal Year 2023

The Texas Internal Auditing Act requires state agency internal auditors to conduct a program of auditing that includes an annual audit plan, is prepared using risk assessment techniques, and identifies the individual audits to be conducted during the year. The following proposed plan meets the requirements of the Texas Internal Auditing Act.

Specific risk factors were considered as they apply to the agency's significant operational activities. These risk factors included:

- financial significance;
- reputational significance and visibility;
- complexity, inherent risk, and the potential for abuse;
- prior audit and compliance monitoring results as an indicator of control effectiveness;
- audit recency – internal audit, compliance monitoring (as applicable), KPMG, SAO, and/or federal auditors; and
- changes in mission or key management.

A risk-ranked listing of significant operational activities became the basis for the audits proposed for consideration herein.

Required and Risk-Based Audits

	<u>Estimated Hours Required</u>	<u>%</u>
1. Follow-Up of Prior Audits <i>Assess the implementation status of previously reported recommendations by Internal Audit, including the CRAFT application, formula funding, GEER, and Data Modernization Initiative. Review the status of recommendations made by other external auditors, as necessary.</i>	160	5%
2. Carry Forward of Remaining 2022 Projects <i>Carry forward remaining work for FY 2022 projects.</i>	160	5%
3. Internal Audit Performance Measures and Quality Assurance <i>Monitor performance measures for Internal Audit and perform ongoing quality assurance measures.</i>	200	6%
4. Self-Assessment of Work Quality, Internal Audit <i>Perform a self-assessment of Internal Audit work quality, in accordance</i>	160	5%

with the requirements of professional auditing standards.

5. Investigations	300	10%
<i>Texas Government Code, Chapter 321.022, Coordination of Investigations, requires the coordination of investigations between the agency and the Texas State Auditor's Office. If the administrative head of an agency that is subject to audit by the state auditor has reasonable cause to believe that money received from the state by the agency or by a client/department of the agency may have been lost, misappropriated, or misused, or that other fraudulent or unlawful conduct has occurred in relation to the operation of the agency, the administrative head shall report the reason and basis for the belief to the state auditor. The state auditor may investigate the report or may monitor any investigation conducted by the agency.</i>		
6. Provide Assistance-External Audit of Agency Financial Statements	80	3%
<i>Internal Audit provides 80 hours of audit support to reduce external audit fees and to increase the level of knowledge of external auditors' assessment of the agency's financial statements and associated risks.</i>		
7. Federal Funds Administration - Review and Advisory Services	450	14%
<i>Review and advise management on the state of governance, risk, and controls within and around federal funds administration.</i>		
8. Information Security - Review and Advisory Services	650	21%
<i>Review and advise management on the state of governance, risk, and controls within and around information security for selected initiatives, programs, or applications. Areas of significant change include the Data Modernization Initiative, the student loan system, and preparations to implement the CAPPS financial module.</i>		
8. Review of Purchasing/Procurement Cards	490	16%
<i>Review the internal administrative activities of the agency purchasing/procurement cards for compliance, effectiveness, and efficiency.</i>		
9. Review of State's Building a Talent Strong Texas Strategic Plan	460	15%
<i>Review data integrity associated with the state's higher education strategic plan. The plan, Building a Talent Strong Texas, expands on the successes and progress of the previous plan, 60x30TX, by widening the lens for higher education. Under the plan, 60% of Texans ages 25-64 will receive a degree, certificate, or other postsecondary credential of value by 2030.</i>		
Total Hours-Required and Risk-Based Audits	3110	100%

AGENDA ITEM XII-D

Consideration and possible action to adopt the Annual State Compliance Monitoring Plan for Fiscal Year 2023

RECOMMENDATION: Approval

Background Information:

In accordance with Texas Education Code (TEC), Section 61.035, Internal Auditor and Compliance Monitoring, for your consideration and approval, the Compliance Monitoring team has developed the Annual State Compliance Monitoring Plan for Fiscal Year 2023. This risk-based plan presents the individual engagements to be performed.

Specific risk factors from TEC, Title 3, Subtitle B, Chapter 61, Section 61.035, Internal Auditor and Compliance Monitoring, were considered as they apply to the state compliance monitoring activities at institutions. These risk factors include:

- the amount of student financial assistance or grant funds allocated to the institution by the Board;
- whether the institution is required to obtain and submit an independent audit;
- the institution's system of internal controls;
- the length of time since the institution's last desk review or site visit;
- past misuse of funds or misreported data by the institution; and
- regarding data verification, whether the data reported to the Board by the institution is used for determining funding.

A risk-ranked listing of significant state compliance activities at institutions became the basis for the reviews proposed for consideration herein.

The Fiscal Year 2023 state compliance plan is attached.

Mark Poehl, Assistant Commissioner, Internal Audit and Compliance, and Paul Maeyaert, Assistant Director, Internal Audit and Compliance, will present this item and are available to answer questions.

**TEXAS HIGHER EDUCATION COORDINATING BOARD
INTERNAL AUDIT & COMPLIANCE MONITORING**

Annual State Compliance Monitoring Plan for Fiscal Year 2023

Specific risk factors from Texas Education Code, Title 3, Subtitle B, Chapter 61, Section 61.035, Internal Auditor and Compliance Monitoring, were used to develop the risk-based Annual State Compliance Monitoring Plan for Fiscal Year (FY) 2023. These risk factors included:

- the amount of student financial assistance or grant funds allocated to the institution by the Board;
- whether the institution is required to obtain and submit an independent audit;
- the institution's system of internal controls;
- the length of time since the institution's last desk review or site visit;
- past misuse of funds or misreported data by the institution; and
- regarding data verification, whether the data reported to the Board by the institution is used for determining funding.

Risk-Based Reviews

Hours %

1. Formula Funding at Institutions of Higher Education

1,725 37%

Perform reviews of contact hours at public community/junior colleges and formula funding reviews at other public institutions of higher education. Formula funding for institutions of higher education totals approximately \$4.6 billion annually.

Public Universities – Four institutions, based on risk assessment

Onsite Review

Texas A&M University

Texas Tech University

Desk Reviews

University of Houston

The University of Texas at San Antonio

Public Community/Junior Colleges – Four institutions, based on risk assessment

Onsite Review

Austin Community College

Central Texas College

Trinity Valley Community College

Desk Reviews

Tarrant County College

Public Health-Related Institution – One institution, based on risk assessment

Onsite Reviews

The University of Texas M.D. Anderson Cancer Center

2. Financial Assistance Compliance at Institutions of Higher Education 2,900 63%

Perform compliance reviews of student financial assistance or grant programs at public community/junior colleges or other public/private institutions of higher education. Financial assistance disbursed to colleges and universities in Texas totals approximately \$957 million annually.

Public Universities – Two institutions, based on risk assessment

Onsite Reviews

Angelo State University

The University of Texas at Tyler

Public Community/Junior Colleges – Three institutions, based on risk assessment

Onsite Review

Tyler Junior College

Del Mar College

Desk Review

Weatherford College

Private Universities – Nine institutions, based on risk assessment

Onsite Review

St. Edwards University

Austin College

Southwestern Adventist University

Southwestern Christian University

Our Lady of the Lake University – San Antonio

Southern Methodist University

Paul Quinn College

Desk Review

Texas Christian University

Trinity University

Public Technical State College – One institution, based on risk assessment

Desk Review

Texas State Technical College in Waco

TOTAL RISK-BASED REVIEWS

4,625 100%

Completion of FY 22 Risk-Based Reviews

Hours %

1. Formula Funding at Institutions of Higher Education

Two institutions

100 20%

2. Financial Assistance Compliance at Institutions of Higher Education One institution	400	80%
TOTAL COMPLETION of FY 22 REVIEWS	500	100%
Follow-Up Reviews	<u>Hours</u>	<u>%</u>
3. Formula Funding at Institutions of Higher Education Four institutions	400	100%
TOTAL FOLLOW-UP REVIEWS	400	100%
4. Sexual Misconduct State Reporting at Institutions of Higher Education Perform compliance review of Senate Bill 212 and House Bill 1735 (86th Legislature) reporting at institutions of higher education.	1600	100%
TOTAL SEXUAL MISCONDUCT REVIEWS	1600	100%