

Texas Higher Education Coordinating Board

House Bill 1, as Introduced

Presentation to the House Appropriations Subcommittee on Article III

Harrison Keller, Ph.D., Commissioner of Higher Education

March 3, 2021

Higher Education Enrollment

Enrollment by Sector

	Fall 2015	Fall 2019	Fall 2020	% Change 2019 to 2020
Public Two-Year Colleges	708,402	754,711	687,911	-8.85
Public Universities	619,175	657,985	667,046	1.38
Health-Related Institutions (all types)	26,363	29,735	30,528	2.67
Independent Colleges and Universities	125,440	125,918	125,373	-0.43
Total	1,479,380	1,568,349	1,510,858	-3.67

Enrollment in Texas higher education **declined 3.7%** between 2019 and 2020.

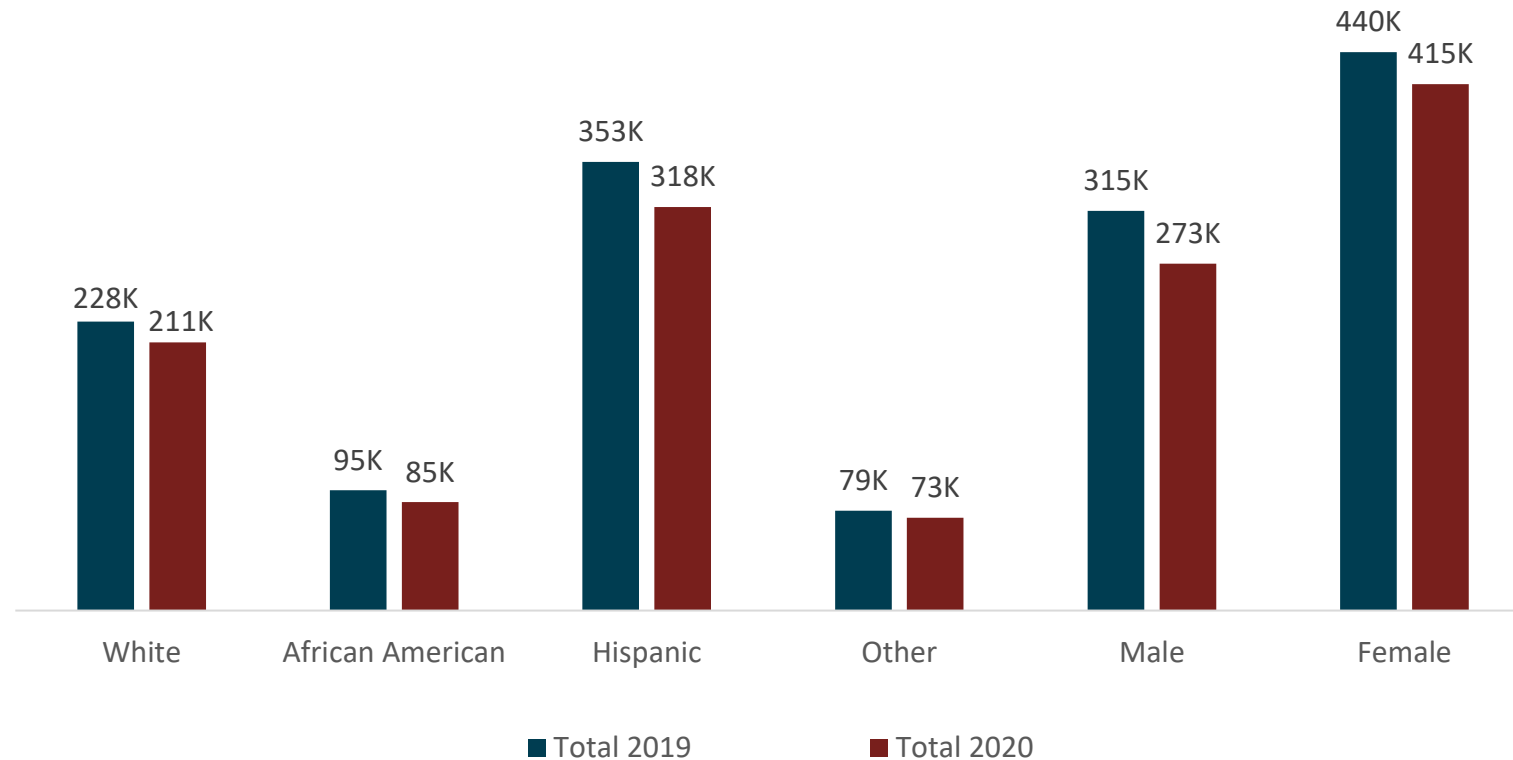
Community colleges experienced the largest drop in enrollment from the previous year.

Higher Education Enrollment

continued

Enrollment by Race & Gender

Two-Year Institutions
2019-2020

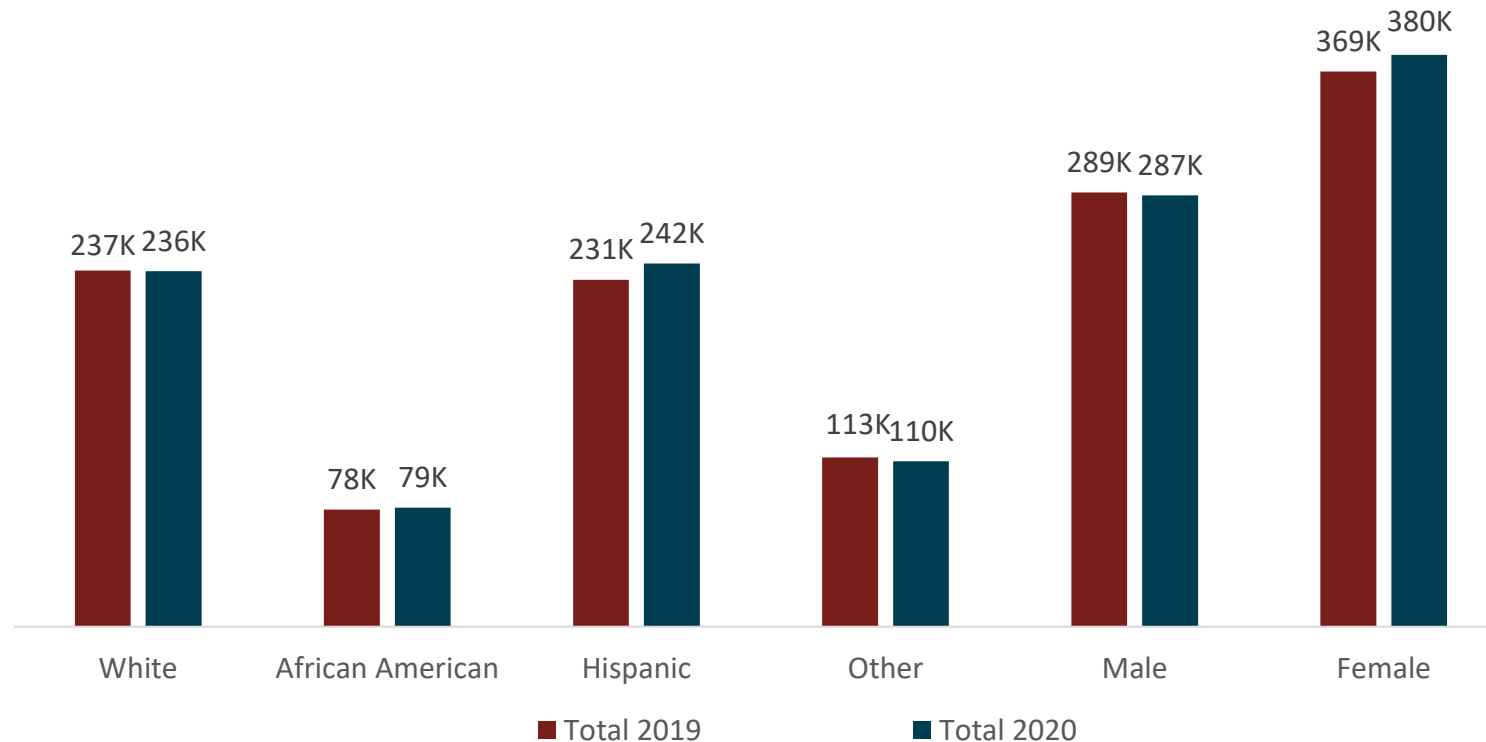


Higher Education Enrollment

continued

Enrollment by Race & Gender

Four-Year Institutions
2019-2020



Degree Completion

Statewide Degrees Awarded by Year

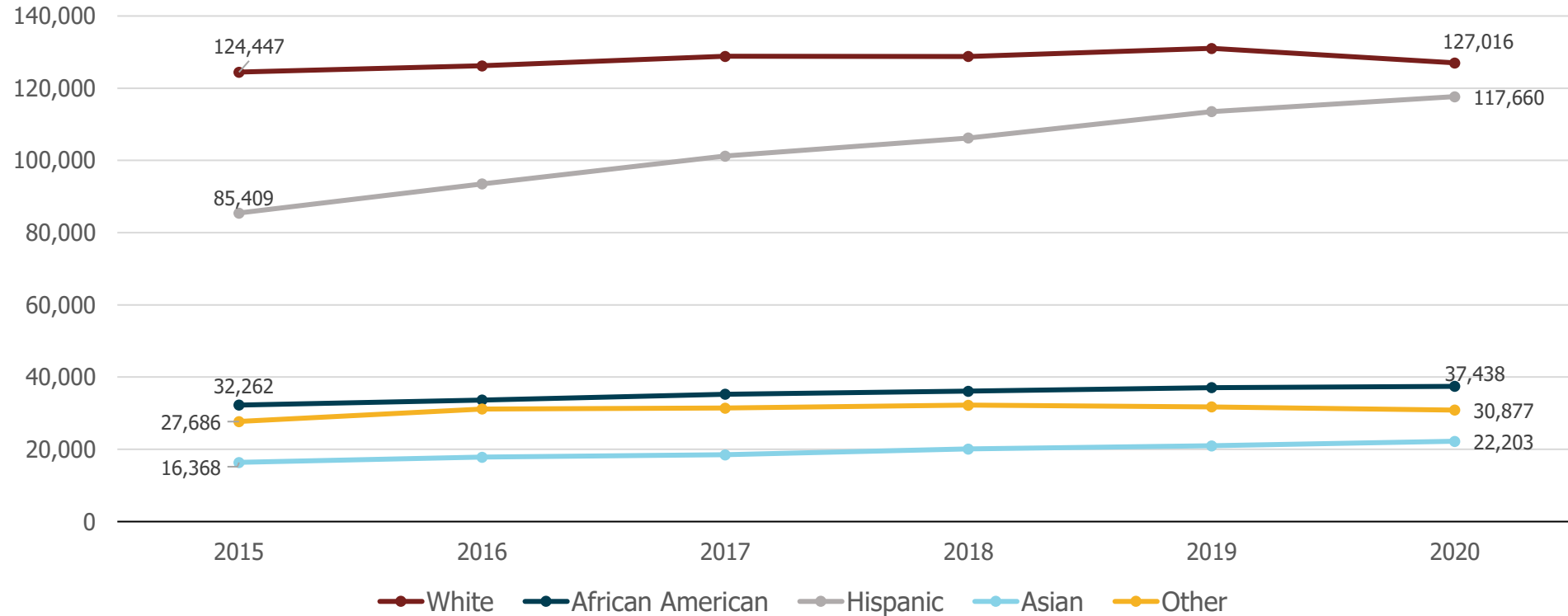
Degree Type	2015	2019	2020	% Change 2015 to 2020
Certificate	35,830	41,416	36,774	2.6%
Associate	72,877	89,896	92,054	26.3%
Bachelor	118,768	138,556	141,947	19.5%
Master's	47,648	52,932	52,548	10.2%
Total	275,123	322,800	323,323	17.5%

Degree Completion

continued

Degrees Awarded by Race & Ethnicity

Fall 2015-2020 degrees awarded including graduate and undergraduate



Student Debt

Average Student Indebtedness at Graduation by Degree

Institution Type	Degree Type	2010	2015	2019	% Change 2015 to 2019
Public Two-Year Colleges	Certificate	\$12,696	\$14,868	\$14,204	-4%
Public Two-Year Colleges	Associate	\$14,833	\$17,153	\$15,991	-7%
Public Four-Year Universities	Bachelor's	\$27,510	\$28,441	\$25,687	-10%

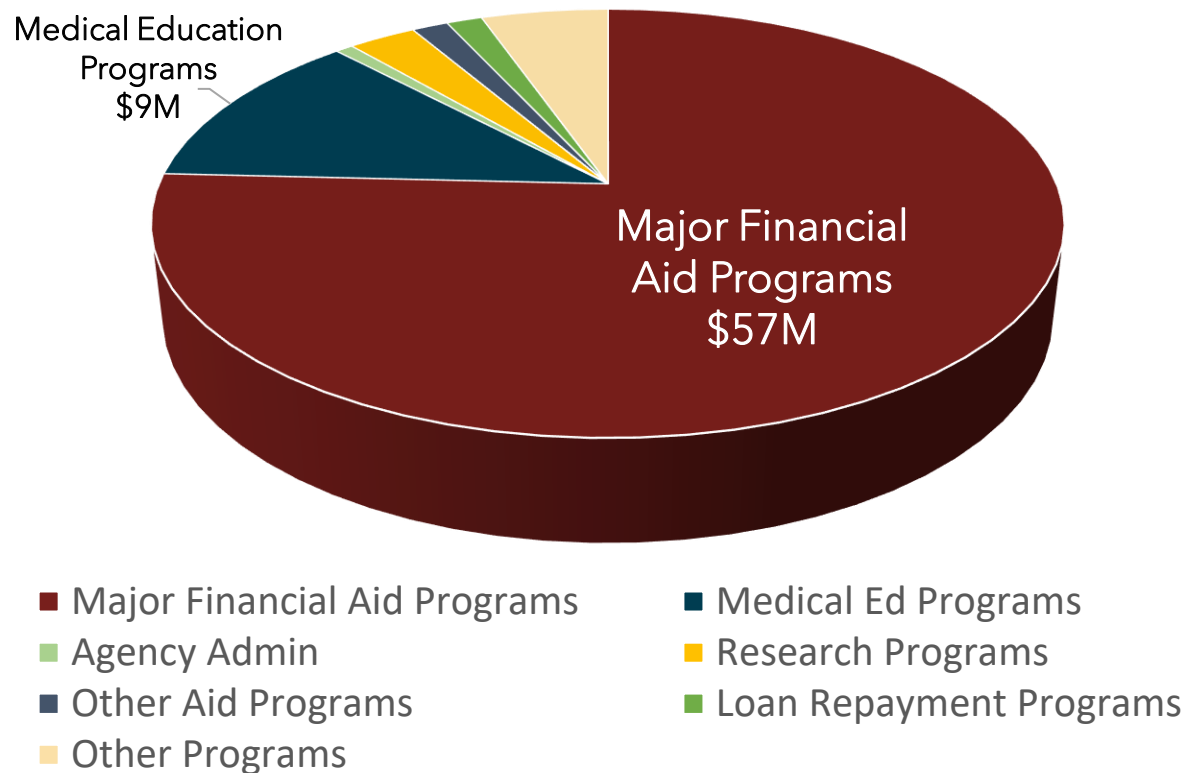
Exceptional Item Requests

The Coordinating Board requests the following Exceptional Items in its FY22-23 Legislative Appropriations Request:

- Restoration of Base Funding: \$74.5M
- Student Financial Aid: \$110M
- GradTX - Reskilling & Upskilling: \$4M
- Data Security & Accessibility: \$4M
- Capitol Complex Move: \$1.2M

Exceptional Item Requests

Breakdown of FY2022-23 Base Funding Reductions



Restoration of Base Funding

This item restores base funding amounts for FY22-23 to FY20-21 appropriated levels. Because most agency funding is in trustee programs, reduction in FY22-23 base funding will substantially impact major programs and operations of critical importance to students and families, institutions of higher education, and our state economy.

Exceptional Item Request: \$74.5M

Exceptional Item Requests

continued

Student Financial Aid

As a new strategy within the agency's existing Affordability and Debt Goal, this funding would allow the Coordinating Board to **direct additional aid to students** within each higher education sector through existing need-based grant programs, using real-time student enrollment and financial need data to ensure Texas maintains the proportion of students in need supported by these programs.

Exceptional Item Request: \$110M

Percent of Eligible New Students Receiving a Grant

	FY18 -19		FY20 - 21	
	Projected	Actual	Projected	Actual*
TEXAS Grants	70%	59%	70%	-
TEOG - Community Colleges	19%	18%	19%	-
TEOG - State/ Technical	13%	16%	13%	-
TEG	55%	51%	58%	-

* Data not available at this time.

** Because the TEG program does not differentiate between initial-year and continuing grants, these amounts include both.

Exceptional Item Requests

continued

GradTX: Reskilling & Upskilling

An estimated **4 million** Texans have some college credit but have not earned a degree that could help them improve their earning potential. The Coordinating Board has relaunched its GradTX initiative as a pilot program in the Greater Houston region to specifically **target and support working adults** with some college credit but no credential.

This request will allow the agency to begin scaling GradTX engagement efforts across the state, to re-engage adult learners and support them in completing credentials of value and contributing to the state's economic recovery.

Exceptional Item Request: \$4M

Some College/No Degree Attainment in Texas

Central Texas	552,658
Gulf Coast	1 million
High Plains	146,522
Metroplex	1.1 million
Northwest	98,268
South Texas	748,846
Southeast	138,140
West Texas	104,590
Upper East	154,259
Upper Rio Grande	150,728

Exceptional Item Requests

continued

Data Security & Accessibility

This funding will support the two most critical IT goals of the agency: to **reduce risk** to Coordinating Board data and systems from deliberate or unintentional misuse, and to **increase the value of Coordinating Board IT assets** to agency staff and external partners.

The requested funding would initiate the agency's move to the cloud following industry best practices, which will greatly enhance the value of Coordinating Board data and IT assets, and support the completion of the agency's Legacy Application Portfolio Modernization Project, which will reduce maintenance costs while increasing IT security and user effectiveness.

Exceptional Item Request: \$4M

Capitol Complex Move

The Coordinating Board is scheduled to relocate from its current leased office space to a new Capitol Complex office building in Summer 2022.

While the Texas Facilities Commission will cover basic costs associated with interior build-out of the office space, this funding is needed for moving expenses associated with the relocation and the purchase of equipment, such as interior computer cabling, hallway lights and emergency signage, and badge readers for secure areas, necessary for agency operations and the safety and security of staff, stakeholders, and visitors.

Exceptional Item Request: \$1.2M

GEER-funded Initiatives

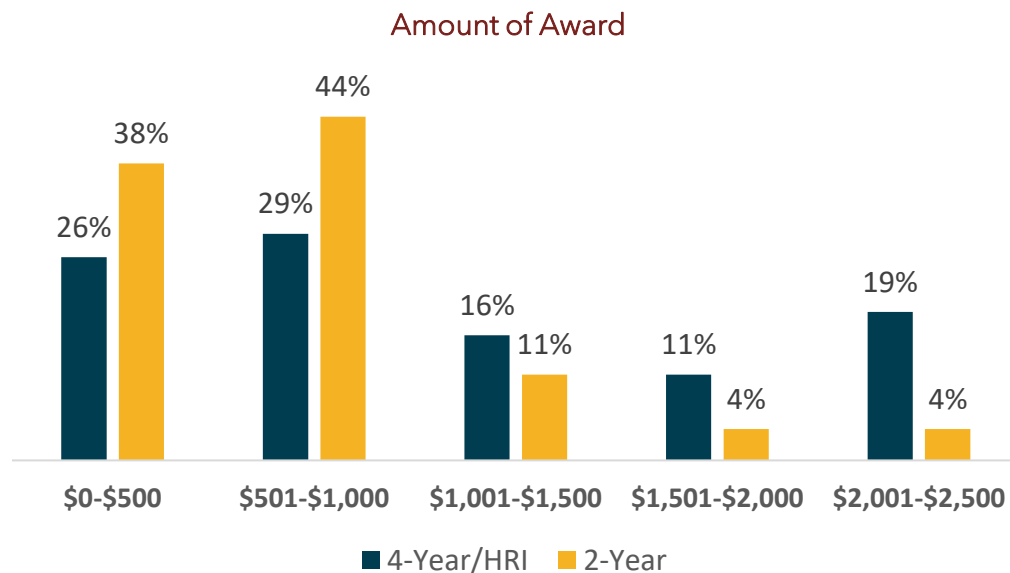
In July 2020, Gov. Greg Abbott and legislative leadership directed **\$175 million** in federal Governor's Emergency Education Relief (GEER) Funds to the THECB.

- \$57M to maintain State Financial Aid Programs
- \$46.5M for Emergency Educational Aid
- \$46.5M for Reskilling and Upskilling Grants
- \$10M for Online Learning Support
- \$15M for Data Infrastructure Modernization

GEER-funded Initiatives

Emergency Educational Aid

During the fall 2020 semester, 95 public institutions of higher education used GEER funds to provide **Emergency Educational Grants** to more than **40,800 students**.



State Financial Aid Programs

GEER funding supported more than **21,000 Texas students** across the state's public and private colleges and universities for the Fall 2020 and Spring 2021 semesters.

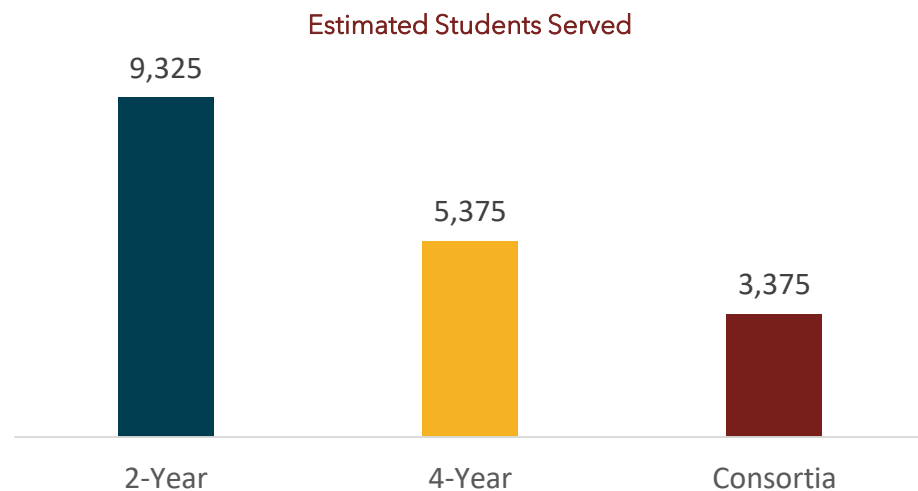
Financial Aid Program	% Funds Allocated	Students Served	Average Award
TEXAS Grant	99%	13,726	\$3,116
TEOG	97%	2,766	\$1,681
TEG	99%	4,900	\$1,814

GEER-funded Initiatives

continued

Reskilling and Upskilling Grants

In December 2020, the Coordinating Board announced the first round of grants totaling **\$18.1M** and serving an estimated **12,000 students**. A second round of grants in February 2021 is expected to total **\$9.3M** and serve an estimated **6,000 students**.



Online Learning Support

The Coordinating Board awarded **\$812,000** in technical assistance grants to support applicants and awardees. Implementation and development grants have been distributed to institutions in three rounds, totaling nearly **\$1M**.

Grant Type	Total Awards
Technical Assistance Grants	\$812,000
Implementation Grants	\$201,441
Development Grants	\$780,599

GEER-funded Initiatives

continued

Data Infrastructure Modernization

The Coordinating Board is the steward of the state's education and workforce data and is working closely with the Texas Education Agency (TEA) and the Texas Workforce Commission (TWC) on a comprehensive data modernization initiative.

The agency is developing and implementing a new data architecture that will take advantage of powerful new tools and allow "deep dive" analyses on education and workforce data.

This initiative will make data more useful and accessible for students, families, institutions, and policymakers.

