

TASFA

Texas Application for State Financial Aid

THECB **TASFA**

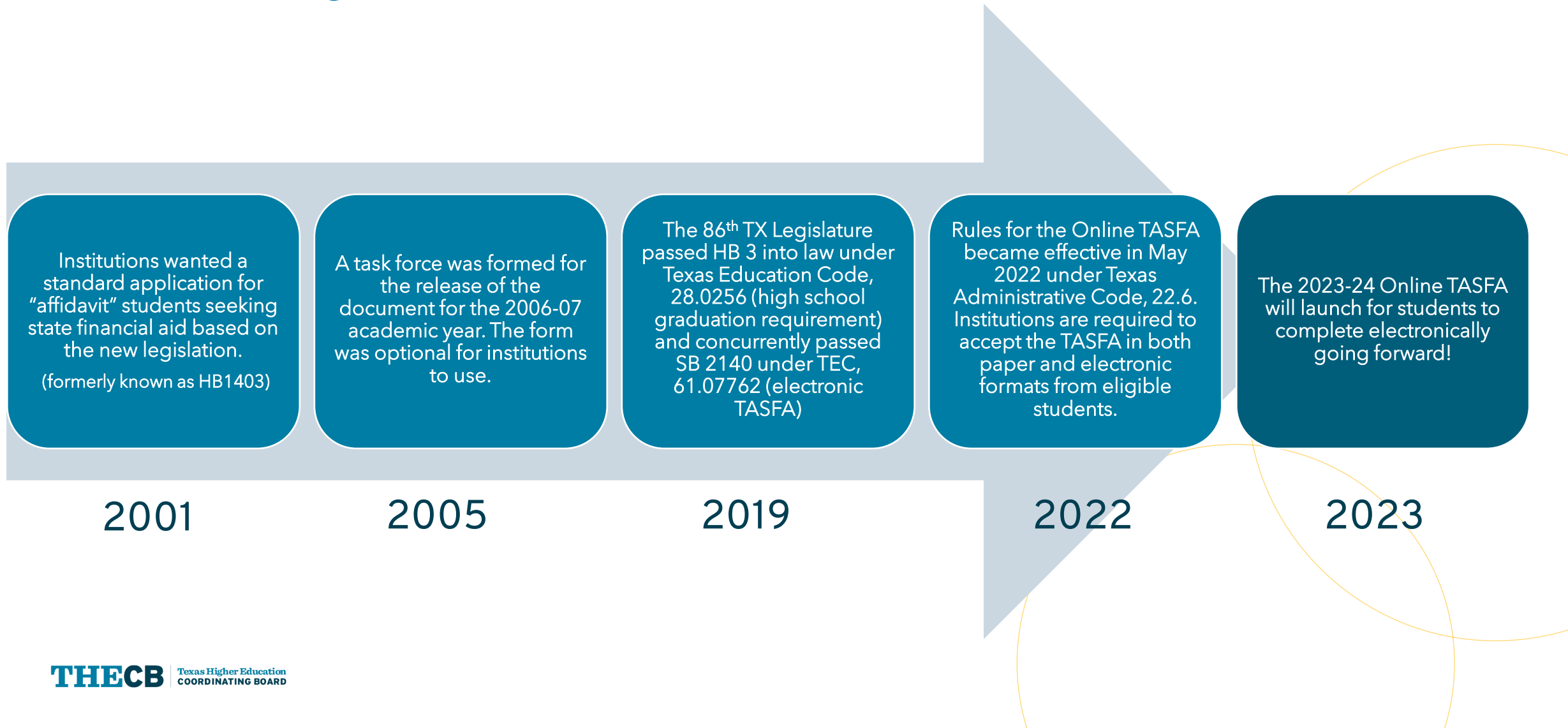
Topics of Discussion

- History of TASFA
- 2023-24 Online TASFA
 - Process Flow
 - Application Highlights
 - File Layout Updates
 - Test Files
- 2024-25 TASFA
 - Paper Form
 - Online Application

History

When did the TASFA begin?

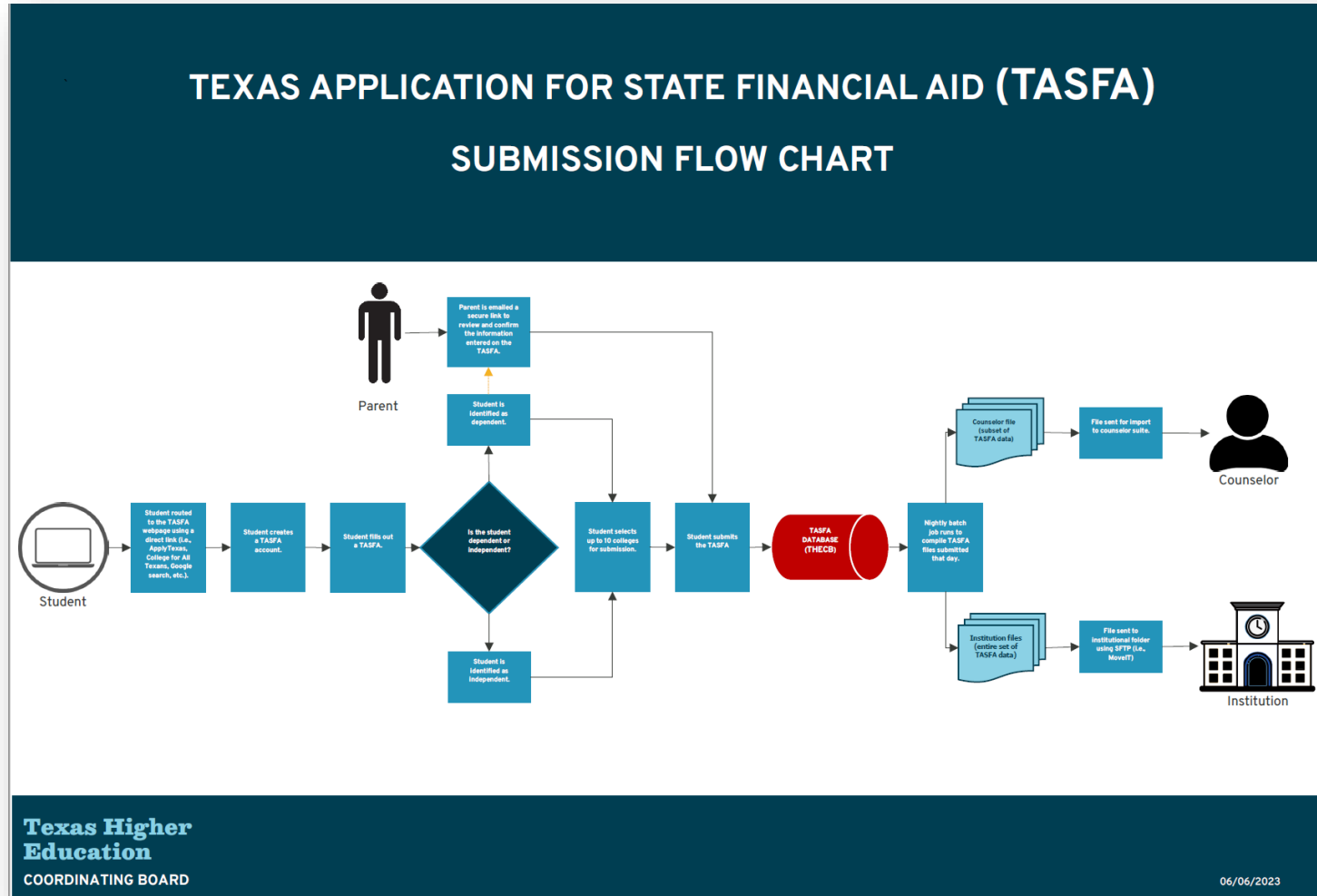
History of TASFA



Online TASEFA Process Flow

How does it work?

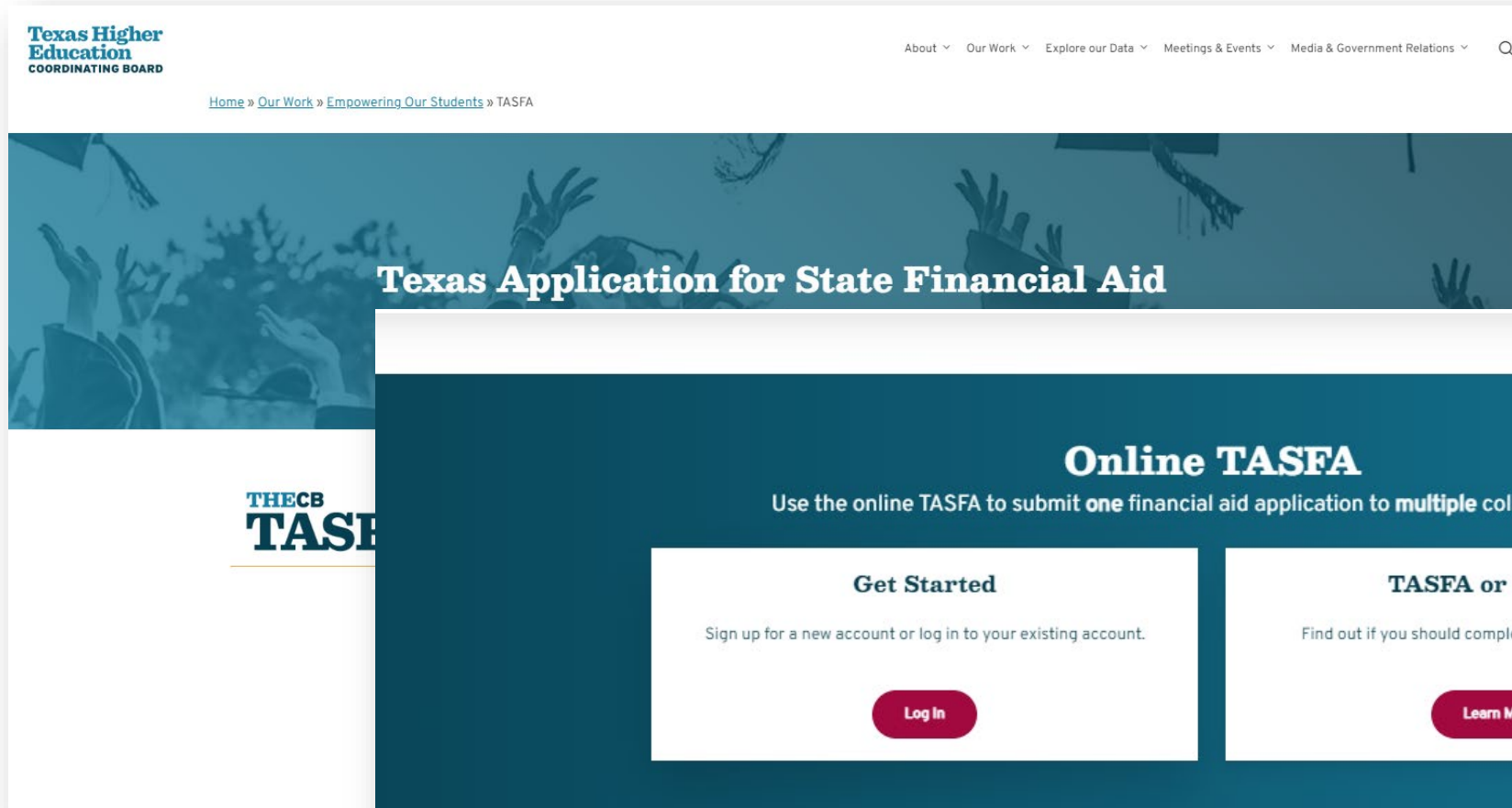
TASFA Process Flow



TASFA Highlights

What does the user experience look like?

TASFA Landing Page



Decision Tree

Texas Application for State Financial Aid

THECB TASFA

Find out if you qualify for TASFA.

Are you a Texas resident?

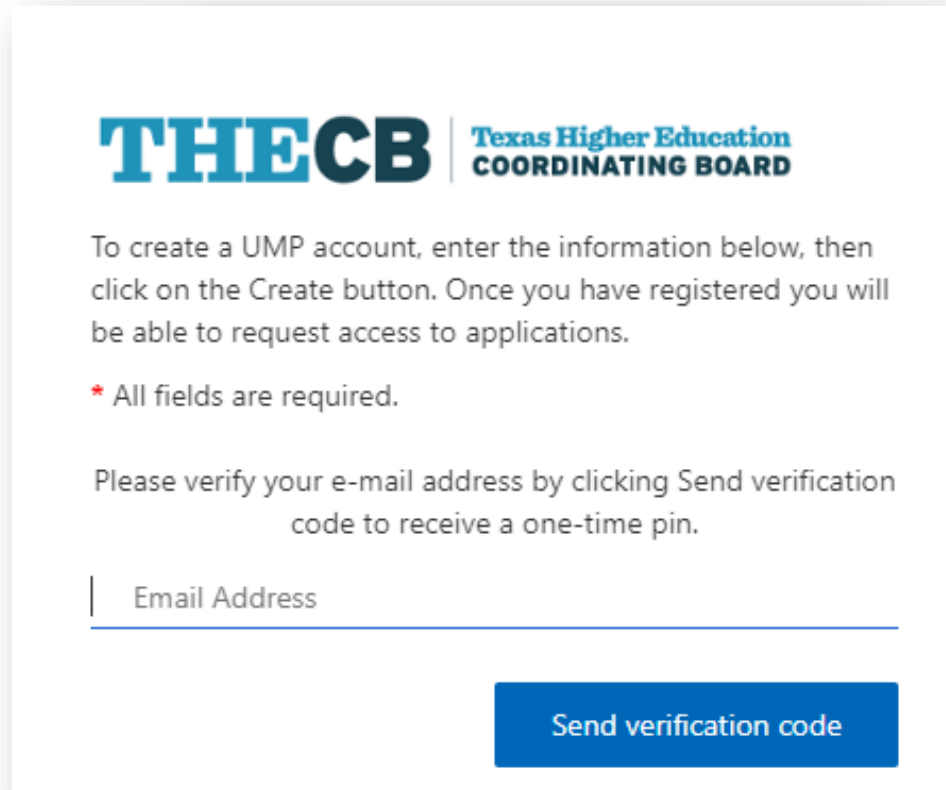
☒ Yes
☐ No

Based on your answer, you should be eligible to complete the Texas Application for State Financial Aid (TASFA). By completing this application, you will be submitting information to the colleges you select, and they will determine what state financial aid options you qualify for. Funds are limited and not all students will receive aid. Please note that you do not need to complete a TASFA if you already completed a [Free Application for Federal Student Aid \(FAFSA\)](#).

Start a TASFA

[Previous](#)

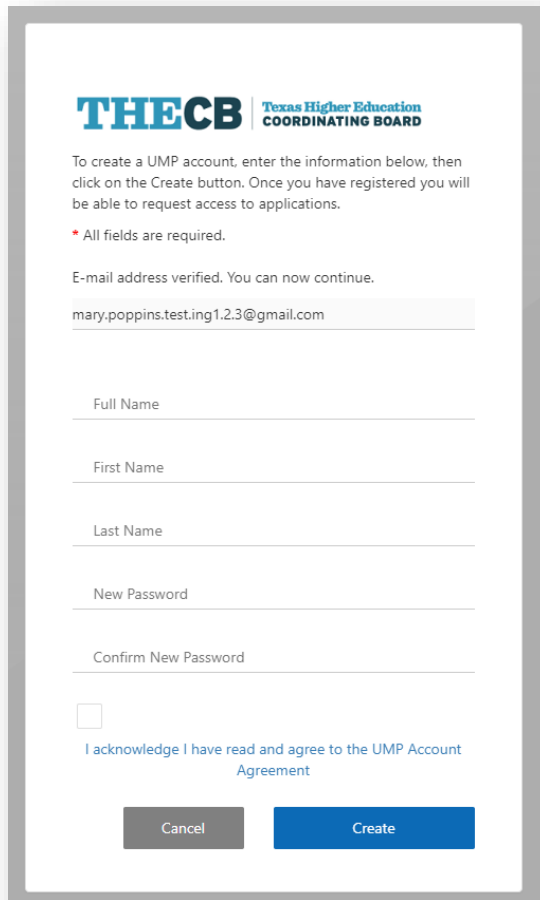
User Account Creation

A screenshot of a web form for creating a user account. At the top left is the THECB logo, followed by the text 'Texas Higher Education COORDINATING BOARD'. Below this is a paragraph of instructions: 'To create a UMP account, enter the information below, then click on the Create button. Once you have registered you will be able to request access to applications.' This is followed by a red asterisk and the text '* All fields are required.' Below that is another paragraph: 'Please verify your e-mail address by clicking Send verification code to receive a one-time pin.' Underneath is a text input field with the placeholder 'Email Address'. At the bottom right of the form is a blue button with the text 'Send verification code'.

New users will be required to create an account with a valid email

- A secure code will be sent to the user to first verify their email

TASFA Account Registration

A screenshot of the TASFA Account Registration form. The form is white with a grey border. At the top left is the THECB logo (Texas Higher Education Coordinating Board). Below the logo, there is a paragraph of instructions: "To create a UMP account, enter the information below, then click on the Create button. Once you have registered you will be able to request access to applications." followed by a red asterisk and "All fields are required." Below this, it says "E-mail address verified. You can now continue." and shows a pre-filled email address: "mary.poppins.test.ing1.2.3@gmail.com". There are five input fields: "Full Name", "First Name", "Last Name", "New Password", and "Confirm New Password". Below the password fields is a checkbox and the text "I acknowledge I have read and agree to the UMP Account Agreement". At the bottom are two buttons: "Cancel" (grey) and "Create" (blue).

THECB | Texas Higher Education
COORDINATING BOARD

To create a UMP account, enter the information below, then click on the Create button. Once you have registered you will be able to request access to applications.

* All fields are required.

E-mail address verified. You can now continue.

mary.poppins.test.ing1.2.3@gmail.com

Full Name

First Name

Last Name

New Password

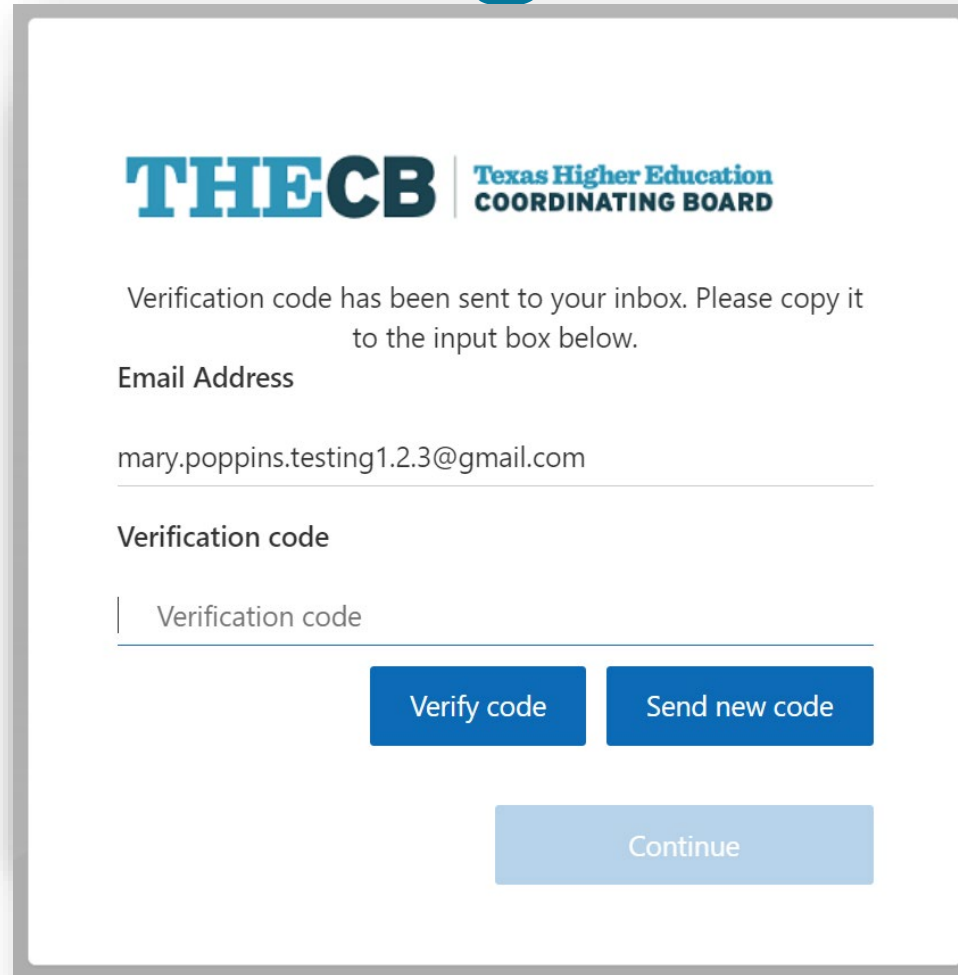
Confirm New Password

☐ I acknowledge I have read and agree to the UMP Account Agreement

Cancel Create

- The user creates their account by completing a short registration form.
- After it's created, they must log in and verify using a code that is provided via email.

Returning User Log In

A screenshot of a web form for returning user login. The form is titled 'THECB | Texas Higher Education COORDINATING BOARD'. It contains a message: 'Verification code has been sent to your inbox. Please copy it to the input box below.' There are two input fields: 'Email Address' with the value 'mary.poppins.testing1.2.3@gmail.com' and 'Verification code' which is currently empty. Below the input fields are three buttons: 'Verify code', 'Send new code', and 'Continue'.

THECB | Texas Higher Education
COORDINATING BOARD

Verification code has been sent to your inbox. Please copy it to the input box below.

Email Address

mary.poppins.testing1.2.3@gmail.com

Verification code

Verification code

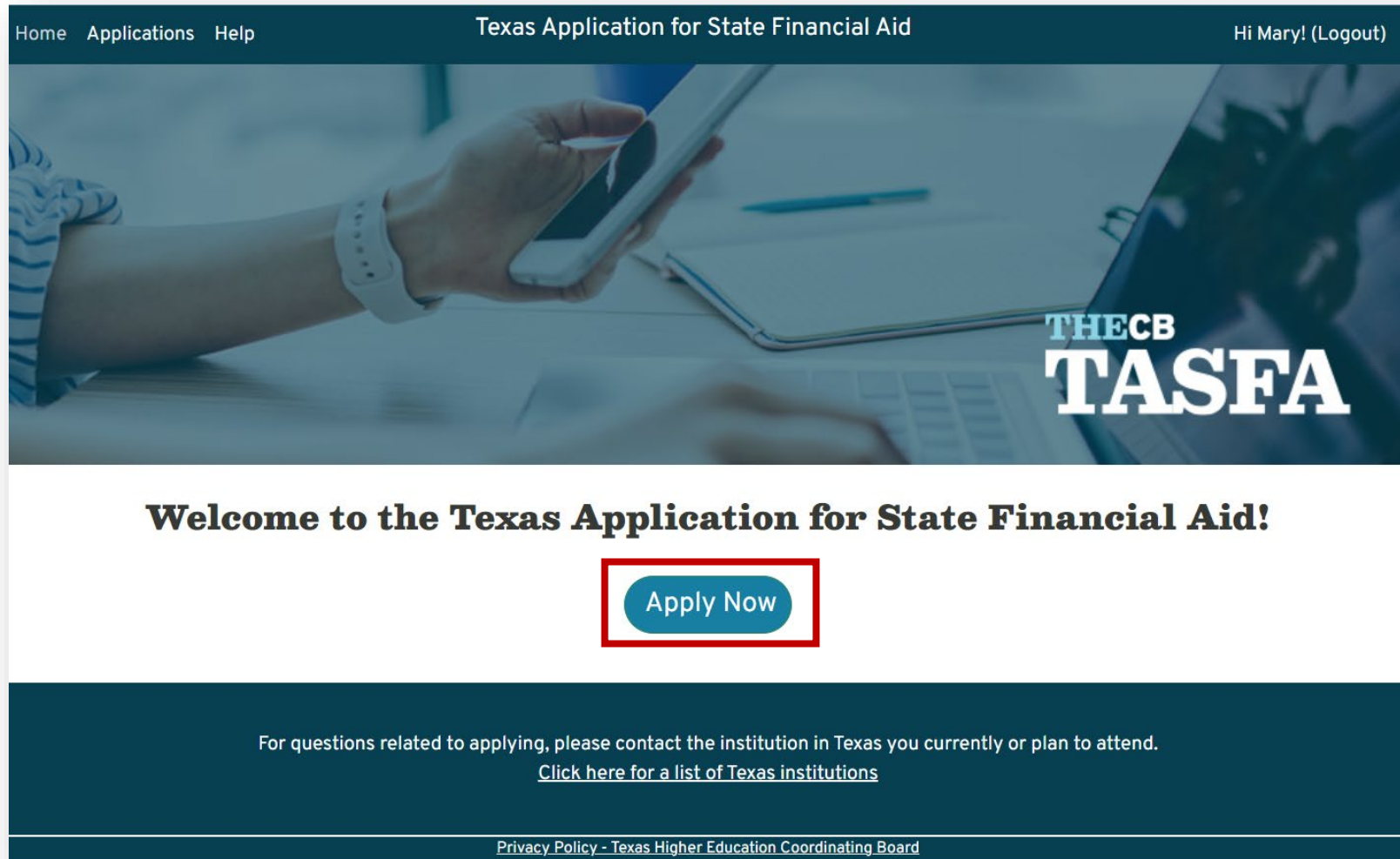
Verify code Send new code

Continue

Returning users can log in using their account:

- A secure code will be sent to the user's email each time they access TASFA to validate.

TASFA - Apply Now Page



Applications Page

Home Applications Help Texas Application for State Financial Aid Hi Mary! (Logout)

Application Year: 2023-2024

Application ID: 162516BB-7C9C-481F-8E64-A4F7E4DD50AF

Your 2023-2024 TASFA has been submitted to the following institutions.

College Name	Submitted On	View Application
ABC University	5/8/2023	View application
123 University	5/8/2023	View application
XYZ University	5/4/2023	View application
987 University	5/4/2023	View application

[▶ View Online Application](#) [▶ Submit to Additional Colleges](#)

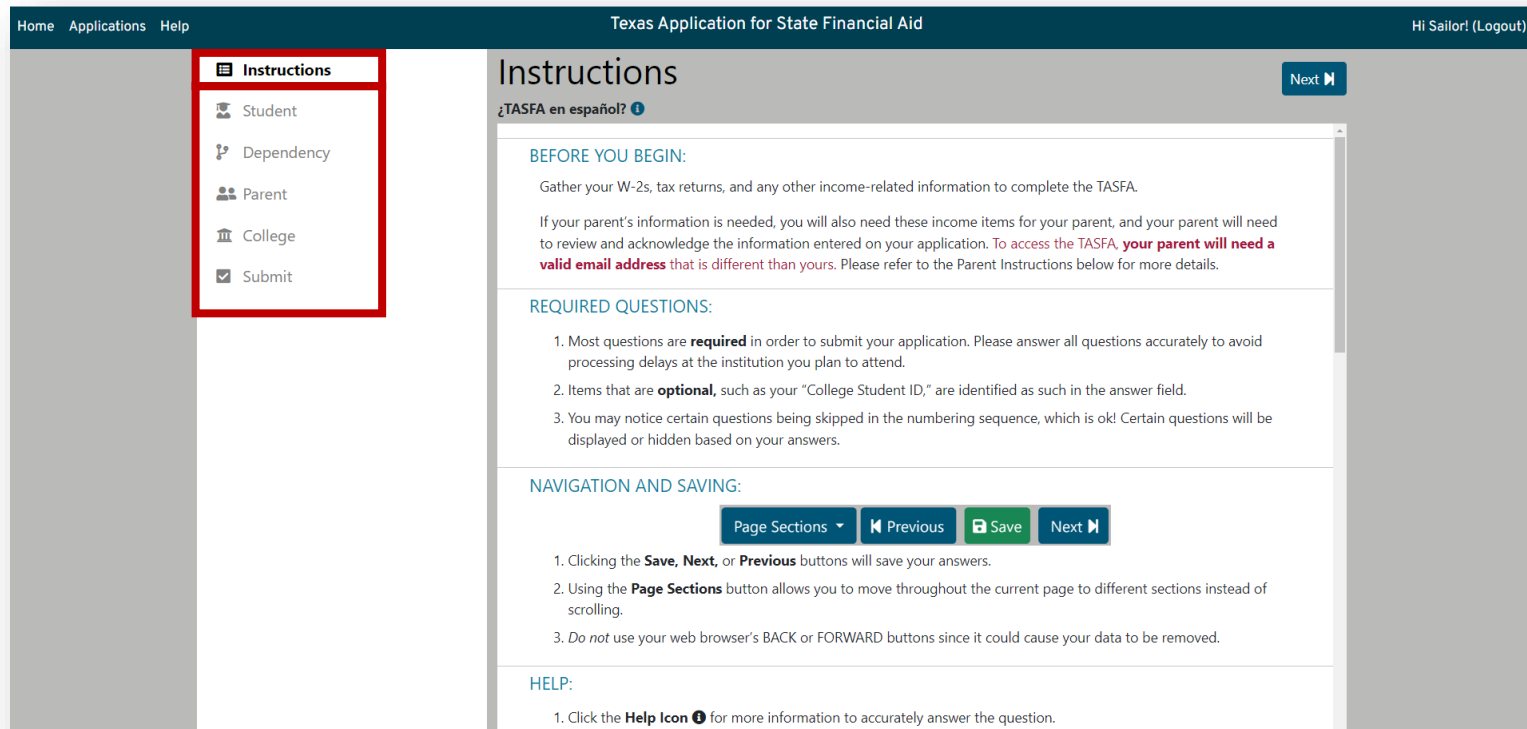
¿Está buscando la solicitud TASFA en español?
La solicitud TASFA en línea no se encuentra disponible en este momento en español para el año de postulación 2023-2024. Para completar la solicitud TASFA en inglés en línea, puede consultar el PDF [2023-2024 TASFA en español](#). De lo contrario, puede completar la solicitud en español disponible en papel, la cual debe ser enviada directamente a la oficina de ayuda financiera de la universidad a la cual tiene pensado asistir. No llene una solicitud de TASFA en línea y otra en papel TASFA. Solamente es necesario llenar una.

[Privacy Policy](#) - Texas Higher Education Coordinating Board

THECB | Texas Higher Education COORDINATING BOARD

- User will initially see a “Start” button.
- Spanish information is included to allow user to print or use it as a resource. **Online TASFA is not available in Spanish at this time.**
- Once information has been entered and saved, the button changes to “resume” and applicant will be assigned an Application ID.
- Once the application is submitted, the page includes a button to “View Online Application” or “Submit to Additional Colleges”.

Application Menu



Highlights

Instructions are intended to help the user with application functionality while using the online form.

The student answers questions on the following sections:

- Student
- Dependency
- Parent (if applicable)
- Colleges
- Submit

Student Section

Home Applications Help Texas Application for State Financial Aid Hi Sailor! (Logout)

Instructions

Student

Dependency

Parent

College

Submit

Student

¿TASFA en español?

Page Sections Previous Save Next

Personal Information

DEMOGRAPHICS

Complete each of the questions in the three sections below. Click the **i** icon to read available help instructions.

1) Your Last Name **i** BARN

2) Your First Name **i** RED

3) Your Middle Initial D

4) Date of Birth **i**

5) What is your Social Security Number (SSN), Individual Taxpayer Identification Number (ITIN), Deferred Action for Childhood Arrivals (DACA) number? Or mark N/A **i**

☐ SSN ☐ ITIN ☐ DACA ☒ N/A

6) Your permanent mailing address number and street (include apt. number) **i**

7) City FARM

8) State ALASKA

9) ZIP Code 99507

Privacy Policy - Texas Higher Education Coordinating Board

Highlights

- Student will complete each of the three sections:
 - Personal Information
 - Income and Assets
 - Federal Benefits and Household

Student Section – High School

13) Did you attend high school in the state of Texas? ? ☐ My high school in Texas is not listed

☒ Yes ☐ No

SEARCH BY: SCHOOL NAME / CITY / CODE ?

Select	School Name	City	Code
<input type="radio"/>	ARMANDO SMITH NEW TECHNOLOGY	DALLAS	057829005
<input type="radio"/>	A+ ACADEMY	DALLAS	057829001
<input type="radio"/>	ABBOTT SCHOOL	ABBOTT	109901001
<input type="radio"/>	ABERNATHY H S	ABERNATHY	095901001
<input checked="" type="radio"/>	ABILENE H S	ABILENE	221901001
<input type="radio"/>	ACADEMY FOR TECHNOLOGY ENGINEERING MATH & SCIENCE	ABILENE	221901010
<input type="radio"/>	ACADEMY H S	LITTLE RIVER	014901001
<input type="radio"/>	ACADEMY OF CREATIVE ED	SAN ANTONIO	015910008

Selected School Info:

ABILENE H S, ABILENE, TX, 221901001

Highlights

- If the student graduated in Texas, they can pick from the available listing.
- If their high school is not included, there is a manual entry option.
- Manual entry is also required for students that attended high school outside of Texas.

Student Section – Selective Service

The screenshot shows the 'Student' section of the TASFA application. On the left is a navigation menu with links: Instructions, Student (selected), Dependency, Parent, College, and Submit. The main content area is titled 'Student' and includes a '¿TASFA en español?' link. Below this is a table of schools with columns for school name, city, and ID. The 'Selected School Info' section shows 'ABBOTT SCHOOL, ABBOTT, TX, 109901001'. Question 14 asks if the user will have their first bachelor's degree before the 2023-2024 school year, with 'No' selected. The 'SELECTIVE SERVICE STATEMENT OF REGISTRATION STATUS' section contains instructions for 'born male' students and links to Texas Education Code and sss.gov. Question 15 asks if the user was born male or female, with 'Male' selected. Question 16 asks for the current Selective Service Registration Status, with a dropdown menu showing 'SELECT' and 'I AM UNDER THE AGE OF 18 AND NOT CURRENTLY REQUIRED TO REGISTER.' Below the dropdown, a text box prompts the user to 'Please briefly explain why you are exempt in the box below up to 200 characters.' and is labeled 'EXEMPTION EXPLANATION'.

Home Applications Help Texas Application for State Financial Aid

Instructions

Student

Dependency

Parent

College

Submit

Student

¿TASFA en español?

<input type="radio"/>	ABERNATHY H S	ABERNATHY	095901001
<input type="radio"/>	ABILENE H S	ABILENE	221901001
<input type="radio"/>	ACADEMY FOR TECHNOLOGY ENGINEERING MATH & SCIENCE	ABILENE	221901010

Selected School Info:

ABBOTT SCHOOL, ABBOTT, TX, 109901001

14) Will you have your first bachelor's degree before you begin the 2023-2024 school year?

☐ Yes ☒ No

SELECTIVE SERVICE STATEMENT OF REGISTRATION STATUS

An individual **born male** must complete the Selective Service Statement of Registration Status below, in accordance with [Texas Education Code, Title 3, Section 51.9095](#). For more information on Selective Service registration requirements, visit [sss.gov](#).

15) Were you born male or female?

☒ Male ☐ Female

16) What is your current Selective Service Registration Status?

SELECT

SELECT

I AM UNDER THE AGE OF 18 AND NOT CURRENTLY REQUIRED TO REGISTER.

Please briefly explain why you are exempt in the box below up to 200 characters.

EXEMPTION EXPLANATION

Highlights

- Male students are required to be registered or exempt for selective service to receive state aid.
- Exemption box is available for the user to type in the reason.

Dependency Section

Home Applications Help Texas Application for State Financial Aid Hi Sailor! (Logout)

Instructions
Student
Dependency
Parent
College
Submit

Dependency

¿TASFA en español?

41) Were you born before January 1, 2000?
☐ Yes ☒ No

42) As of today, are you married?
☐ Yes ☒ No

43) At the beginning of the 2023-2024 school year, will you be working on a master's or doctorate program (such as an MA, MBA, MD, JD, PhD, EdD, graduate certificate, etc.)?
☐ Yes ☒ No

44) Are you currently serving on active duty in the U.S. Armed Forces for purposes other than training?
☐ Yes ☒ No

45) Are you a veteran of the U.S. Armed Forces?
☐ Yes ☒ No

46) Do you now have or will you have children who will receive more than half of their support from you between July 1, 2023 and June 30, 2024?
☐ Yes ☒ No

47) Do you have dependents (other than your children or spouse) who live with you and who receive more than half of their support from you, now and through June 30, 2024?
☐ Yes ☒ No

48) At any time since you turned age 13, were both your parents deceased, were you in foster care or were you a dependent or ward of the court?
☐ Yes ☒ No

Privacy Policy - Texas Higher Education Coordinating Board

Highlights

- Question 41 & 42 are prepopulated based on answers provided on the Student section.
- Parent tab will appear or disappear depending on the dependency responses.

Parent Section

Home Applications Help Texas Application for State Financial Aid Hi Sailor! (Logout)

Instructions
Student
Dependency
Parent
College
Submit

Parent

[¿TASFA en español?](#)

Based on your answers, you will need to provide parent information to submit your application. **Your parent will need a valid email address that is different than yours to electronically sign the TASFA.** A secure link to access your TASFA will be sent to your parent's email address during the signature process.

If you cannot provide parent information, work with your college to determine next steps on applying.

Demographics

Complete all the questions in the sections below. Click the ? icon to read available help instructions.

54) As of today, what is the marital status of your legal parents?

SELECT

56) Parent 1 Last Name 57) Parent 1 First Name

LAST NAME FIRST NAME

58) Parent 1 Date of Birth

MM/DD/YYYY

59) What is Parent 1's Social Security Number (SSN), Individual Taxpayer Identification Number (ITIN), Deferred Action for Childhood Arrivals (DACA) number? Or mark N/A.

☐ SSN ☐ ITIN ☐ DACA ☐ N/A

Highlights

- Skip logic is used if the parent is not married; Parent 2 will appear or stay hidden depending on the response to #54.
- Parent must have an email different than the student to access the TASFA to complete the required acknowledgement confirmation.

College Section

Highlights

- Available colleges listing will be updated as they are selected.
- User can remove colleges prior to submission by clicking the Selected Colleges tab.
- User can add up to 10 colleges per submission.
 - Housing status is required
 - College Student ID is optional.

Home Applications Help Texas Application for State Financial Aid Hi Sailor! (Logout)

Instructions
Student
Dependency
Parent
College
Submit

Colleges

Previous Save Next

¿TASFA en español?

Select at least one college from the Available College listing below. You can select a maximum of 10 colleges per application submission. If you would like to select additional colleges, you can add them during a future session.

Available Colleges 145 Selected Colleges 1

SCHOOL NAME	CITY	CODE	
ABC University	WACO	123456	Remove
HOUSING PLAN: ON CAMPUS STUDENT ID:			
Texas University	Texas Town	123456	Remove
HOUSING PLAN: ON CAMPUS STUDENT ID:			
123 University	IRVING	123456	Remove
HOUSING PLAN: WITH PARENT STUDENT ID:			

Privacy Policy - Texas Higher Education Coordinating Board

Submit Section

Home Applications Help Texas Application for State Financial Aid Hi Maery! (Logout)

Instructions Student Dependency College **Submit**

Submit

¿TASFA en español?

Please fix the error(s) on

- Student
- Dependency

Acknowledgement Statement

☐ I certify that the information provided on this TASFA is true and correct to the best of my knowledge. If eligible, I will use any student financial aid provided as a result of my submission to pay only the cost of attending a Texas institution of higher education. I understand that any false statements may void my eligibility for state (or institutional) financial aid. By clicking on the certification box, I also acknowledge and consent to the following:

- My information (including any applicable parent information) collected on this online application will be sent electronically to the institutions of higher education in Texas listed below, and to any additional institutions of higher education that I may add at a later date.
- I understand that the information provided on this application will be used only for evaluation of eligibility for state (or institutional) financial aid and that I may need to provide additional information or documentation to the college or university to determine eligibility.
- If I choose to add more colleges or universities after I submit my application, my original submission (including applicable parent review and confirmation) will be used for additional application submissions.
- Once my application has been submitted, corrections cannot be made through the online portal. I must contact the college or university directly to discuss next steps to update or correct information on my submitted TASFA.

College Name	FICE Code
ABC University	123456

Submit Application

Privacy Policy - Texas Higher Education Coordinating Board

Highlights

- Incomplete sections will show on a banner with hyperlinks to the applicable pages.
- Once all errors are clear, user can click the Acknowledgment Statement box.
- Colleges selected will be displayed prior to signing.
- User clicks the **Submit Application** button.

Parent Acknowledgement Process

Home Applications Help Texas Application for State Financial Aid

Submit [Previous](#)

¿TASFA en español? ⓘ

Awaiting Parent's Submission!

▼ Step 1 - Your Parent's Review and Confirmation

Email sent successfully!

Your application is awaiting parent review and confirmation. Please instruct Parent 1 review your application, and have them submit the parent portion of the application.

Resend e-mail notification to Parent at MARYPOPPINTESTING123@GMAIL.COM [Send Email](#)

▼ Step 2 - Your Submission

Highlights

- Once all fields are complete and validated, the user can send their parent a secure link via email to access the application.
- Link is good for 24 hours and user can send additional links until the TASFA is submitted.

Parent Access Link

Highlights

Parent clicks on the link in the email to launch a new browser and must enter three specific student validation items to access the application.

The image shows two overlapping screenshots. The background screenshot is an email from THECB TASFA addressed to a parent. It informs them that MAARY has completed the 2023-24 Texas Application for State Financial Aid (TASFA) and that they must review and complete an acknowledgment statement. It lists three required items for access: Student's Application ID, Student's Email Address, and Student's Date of Birth (DOB). A blue button at the bottom says "Click here to access the TASFA and review the parent information entered." The foreground screenshot is the "Identity Verification" form, which has three input fields for "Student Email", "Student Application ID", and "Student Date of Birth" (with a date picker icon). A green "Submit" button is at the bottom.

THECB TASFA

Dear Parent,

MAARY has successfully completed the 2023-24 Texas Application for State Financial Aid (TASFA)! For your student to submit their TASFA, you must review and complete an acknowledgment statement on the application. To access the TASFA, please have the following items ready before clicking the secure link below.

- **Student's Application ID**
 - Provided via email to your student or can be found on their TASFA "Profile" page
- **Student's Email Address**
 - Must match the email on your student's TASFA
- **Student's Date of Birth (DOB)**
 - Must match your student's TASFA

[Click here to access the TASFA and review the parent information entered.](#)

Identity Verification

* Student Email

* Student Application ID

* Student Date of Birth
MM/DD/YYYY

Submit

Parent Acknowledgment

Texas Application for State Financial Aid

Submit

¿TASFA en español? ⓘ

Acknowledgement Statement

☒ I certify that I am the parent of **MARRY POPPIN** and that the information provided on this TASFA is true and correct to the best of my knowledge. If eligible, my child will use any student financial aid provided as a result of their submission to pay only the cost of attending a Texas institution of higher education. I understand that any false statements may void my child's eligibility for state (or institutional) financial aid. By clicking on the certification box, I also acknowledge and consent to the following:

- My information collected on this online application will be sent electronically to the institutions of higher education in Texas that my child selects, and to any additional institutions of higher education that may be added at a later date.
- I understand that the information provided on this application will be used only for evaluation of eligibility for state (or institutional) financial aid and that I may need to provide additional information or documentation to the college or university to determine eligibility.
- If my child chooses to add more colleges or universities after they submit their original application, my original certification will be used for additional application submissions.
- Once my child's application has been submitted, corrections cannot be made through the online portal. My child must contact the college or university directly to discuss next steps to update or correct information on their submitted TASFA.

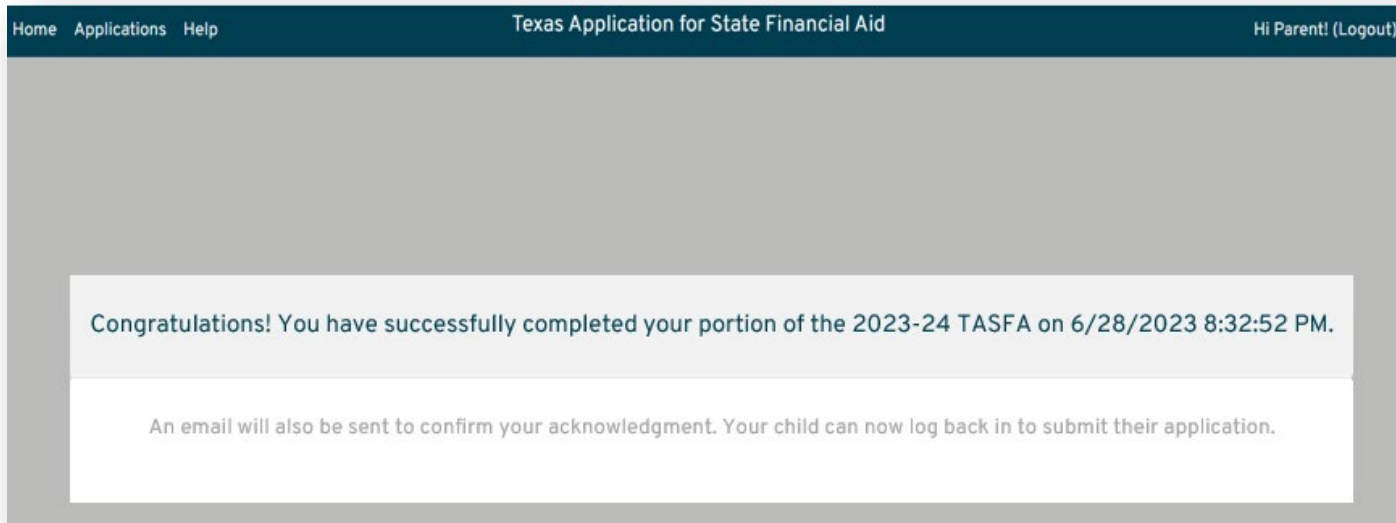
Submit

Highlights

- Parent will have read-only access.
- Once they have reviewed the application, they go to the Submit section.
- Parent will click Acknowledgement Statement box, the green Submit button.

Parent Acknowledgment

Highlights



- Parent will have read-only access.
- Once they have reviewed the application, they go to the Submit section.
- Parent will click Acknowledgement Statement box, the green Submit button.
- Page will pop up with a confirmation message.

Dependent Student Submission

The screenshot shows the 'Submit' page of the Texas Application for State Financial Aid (TASFA) for dependent students. The page has a dark blue header with navigation links: Home, Applications, and Help. The title 'Texas Application for State Financial Aid' is centered, and the user is logged in as 'Hi Maary! (Logout)'. On the left, a sidebar lists navigation options: Instructions, Student, Dependency, Parent, College, and Submit (which is checked). The main content area is titled 'Submit' and includes a link for '¿TASFA en español?'. A green message box states: 'Your parent has successfully confirmed the information on your TASFA.' Below this, a yellow box says: 'Proceed to Step 2 to submit your application!'. At the bottom, there are two blue buttons: 'Step 1 - Your Parent's Review and Confirmation' and 'Step 2 - Your Submission'.

Home Applications Help Texas Application for State Financial Aid Hi Maary! (Logout)

Instructions Student Dependency Parent College ☒ Submit

Submit

[¿TASFA en español?](#)

Your parent has successfully confirmed the information on your TASFA.

Proceed to Step 2 to submit your application!

Step 1 - Your Parent's Review and Confirmation

Step 2 - Your Submission

[Previous](#)

Dependent Student Submission

The screenshot shows the 'Submit' page of the TASFA application. On the left is a sidebar with navigation links: Instructions, Student, Dependency, Parent, College, and Submit (which is checked). The main content area is titled 'Submit' and includes a 'Previous' button. Below the title, there are two steps: 'Step 1 - Your Parent's Review and Confirmation' and 'Step 2 - Your Submission'. The 'Acknowledgement Statement' section contains a checkbox (highlighted with a red box) for the student to certify the information is true. Below this is a list of terms and conditions. At the bottom, there are input fields for 'College Name' (ABC University) and 'FICE Code' (123456). A red arrow points from the 'Submit' link in the sidebar to the 'Submit Application' button (highlighted with a red box) at the bottom of the form.

Submit [Previous](#)

¿TASFA en español? ⓘ

- Step 1 - Your Parent's Review and Confirmation
- Step 2 - Your Submission

Acknowledgement Statement

☐ I certify that the information provided on this TASFA is true and correct to the best of my knowledge. If eligible, I will use any student financial aid provided as a result of my submission to pay only the cost of attending a Texas institution of higher education. I understand that any false statements may void my eligibility for state (or institutional) financial aid. By clicking on the certification box, I also acknowledge and consent to the following:

- My information (including any applicable parent information) collected on this online application will be sent electronically to the institutions of higher education in Texas listed below, and to any additional institutions of higher education that I may add at a later date.
- I understand that the information provided on this application will be used only for evaluation of eligibility for state (or institutional) financial aid and that I may need to provide additional information or documentation to the college or university to determine eligibility.
- If I choose to add more colleges or universities after I submit my application, my original submission (including applicable parent review and confirmation) will be used for additional application submissions.
- Once my application has been submitted, corrections cannot be made through the online portal. I must contact the college or university directly to discuss next steps to update or correct information on my submitted TASFA.

College Name	FICE Code
ABC University	123456

[Submit Application](#)

- Student will review colleges and then click Acknowledgement Statement box, the green Submit Application button.

View Application

Home Applications Help Texas Application for State Financial Aid Hi Mary! (Logout)

Application Year: 2023-2024
Application ID: 162516BB-7C9C-481F-8E64-A4F7E4DD50AF

Your 2023-2024 TASFA has been submitted to the following institutions.

College Name	Submitted On	View Application
ABC University	5/8/2023	View application
123 University	5/8/2023	View application
Texas University	5/4/2023	View application

[▶ View Online Application](#) [▶ Submit to Additional Colleges](#)

¿Está buscando la solicitud TASFA en español?
La solicitud TASFA en línea no se encuentra disponible en este momento en español para el año de postulación 2023-2024. Para completar la solicitud TASFA en inglés en línea, puede consultar el PDF [2023-2024 TASFA en español](#). De lo contrario, puede completar la solicitud en español disponible en papel, la cual debe ser enviada directamente a la oficina de ayuda financiera de la universidad a la cual tiene pensado asistir. No llene una solicitud de TASFA en línea y otra en papel TASFA. Solamente es necesario llenar una.

Privacy Policy - Texas Higher Education Coordinating Board

Highlights

- Student can go to the Applications page to:
 - View their submitted TASFA in a read-only format.

View Application

Home Applications Help Texas Application for State Financial Aid Hi Mary! (Logout)

Application Year: 2023-2024
Application ID: 162516BB-7C9C-481F-8E64-A4F7E4DD50AF

Your 2023-2024 TASFA has been submitted to the following institutions.

College Name
ABC University
123 University
Texas University

Home Applications Help Texas Application for State Financial Aid Hi Mary! (Logout)

Instructions
Student
Dependency
College
Submit

Student
¿TASFA en español? ⓘ

ⓘ This application is read-only. Refer to Instructions for details.

Personal Information

DEMOGRAPHICS

Complete each of the questions in the three sections below. Click the ⓘ icon to read available help instructions.

1) Your Last Name ⓘ POPPINS
2) Your First Name ⓘ MARY
3) Your Middle Initial
4) Date of Birth ⓘ

Privacy Policy - Texas Higher Education Coordinating Board

Highlights

- Student can go to the Applications page to:
 - View their submitted TASFA in a read-only format.

Printable Copy

[Home](#) [Applications](#) [Help](#)

Texas Application for State Financial Aid

Hi Mary! (Logout)

Application Year: 2023-2024

Application ID: 162516BB-7C9C-481F-8E64-A4F7E4DD50AF

Your 2023-2024 TASFA has been submitted to the following institutions.

College Name	Submitted On	View Application
ABC University	5/8/2023	View application
123 University	5/8/2023	View application
Texas University	5/4/2023	View application

[▶ View Online Application](#) [▶ Submit to Additional Colleges](#)

¿Está buscando la solicitud TASFA en español?
La solicitud TASFA en línea no se encuentra disponible en este momento en español para el año de postulación 2023-2024. Para completar la solicitud TASFA en inglés en línea, puede consultar el PDF [2023-2024 TASFA en español](#). De lo contrario, puede completar la solicitud en español disponible en papel, la cual debe ser enviada directamente a la oficina de ayuda financiera de la universidad a la cual tiene pensado asistir. No llene una solicitud de TASFA en línea y otra en papel TASFA. Solamente es necesario llenar una.

[Privacy Policy](#) - [Texas Higher Education Coordinating Board](#)

Highlights

- Student can go to the Applications page to:
 - View their submitted TASFA in a read-only format
 - View the date submitted or print a copy of their submitted TASFA (by school) in PDF format.

Printable Copy

[Home](#) [Applications](#) [Help](#) Texas Application for State Financial Aid Hi Mary! (Logout)

Application Year: 2023-2024

Application ID: 162516BB-7C9C-481F-8E64-A4F7E4DD50AF

Your 2023-2024 TASFA has been submitted to

College Name	Submitted
ABC University	5/8/2023
123 University	5/8/2023
Texas University	5/4/2023

[View Online Application](#) [Submit](#)

¿Está buscando la solicitud TASFA en español?

La solicitud TASFA en línea no se encuentra disponible en este momento para la postulación 2023-2024. Para completar la solicitud TASFA en inglés, visite [2024 TASFA en español](#). De lo contrario, puede completar la solicitud TASFA en español directamente a la oficina de ayuda financiera de la institución. No llene una solicitud de TASFA en línea y otra en papel TASFA.

TASFA 2023-2024

TEXAS APPLICATION FOR STATE FINANCIAL AID

JULY 1, 2023 - JUNE 30, 2024

THECB

TEXAS HIGHER EDUCATION

COORDINATING BOARD

The Texas Application for State Financial Aid (TASFA) is a **free** application that collects information to help determine eligibility for state (or institutional) financial aid programs administered by institutions of higher education in the state of Texas.

Students classified as Texas residents who are not eligible to apply for federal financial aid using the Free Application for Federal Student Aid (FAFSA) are encouraged to complete the TASFA. To review the FAFSA filing requirements, visit [studentaid.gov](#) or contact the financial aid office at the institution you plan to attend for the 2023-24 award year. The federal application covers federal and state financial aid opportunities. If you meet the FAFSA filing requirements, then you should submit a completed FAFSA.

YOU DO NOT NEED TO COMPLETE BOTH THE FAFSA AND TASFA.

The 2023-24 state financial aid priority application deadline for many institutions of higher education is **January 15, 2023**. It is important to complete and submit this application with all required documentation to the financial aid office **on or before Jan. 15** to be considered for the most financial aid possible.

To complete this application, answer each item within each section. If a question does not apply to you, answer N/A for not applicable. For clarification on certain items, refer to the [TASFA Notes on pages 7-14](#). If you have further questions about this form, contact the financial aid office at your institution.

Note: Personal information collected on the TASFA is protected under the Family Educational Rights and Privacy Act (FERPA) of 1974.

SECTION 1: STUDENT INFORMATION

DEMOGRAPHICS

1. Last Name Tester

2. First Name Test

3. Middle Initial

4. Date of Birth 05/05/1990

5. What is your Social Security Number (SSN), Individual Taxpayer Identification Number (ITIN), Deferred Action for Childhood Arrivals (DACA) number? Or check N/A ☒

6. Your permanent mailing address number and street (include apt. number) 123 Testing Drive

7. City Test City

8. State TX

9. ZIP Code 12345

10. Phone Number (123) 456-7891

11. Your Email Address testing123@gmail.com

EDUCATION DETAILS

12. What will your high school (HS) completion status be when you begin college in the 2023-24 school year? ☒ High School Diploma ☐ High School Equivalency Certificate (i.e., GED, HISET, etc.) ☐ Homeschooled ☐ None of these

13a. High School Name Tester High School

13b. High School City Test city

13c. HS State TX

13d. HS ZIP code 12345

14. Will you have your first bachelor's degree before you begin the 2023-24 school year? ☐ Yes ☐ No

SELECTIVE SERVICE STATEMENT OF REGISTRATION STATUS

An individual born male must complete the Selective Service Statement of Registration Status below, in accordance with Texas Education Code, Title 3, Section 51.9095. For more information on Selective Service registration, visit [sss.gov](#).

15. Were you born male or female? ☐ Male ☒ Female

16. Please mark one option below:
☒ I was born female and not required to register.
☐ I was born male and am under the age of 18, and not currently required to register.
☐ I was born male and am **REGISTERED** with the Selective Service.
☐ I was born male and am over age 18. I am not registered with the Selective Service, and I am not exempt.
☐ I was born male and am **EXEMPT** from registration because: (please briefly explain why you are exempt in the box below.)

THECB

TEXAS HIGHER EDUCATION

COORDINATING BOARD

2023-24 Texas Application for State Financial Aid (TASFA)

1

Highlights

- Student can go to the Applications page to:
 - View their submitted TASFA in a read-only format
 - View the date submitted or print a copy of their submitted TASFA (by school) in PDF format.

32

Add Colleges

[Home](#) [Applications](#) [Help](#)

Texas Application for State Financial Aid

Hi Mary! (Logout)

Application Year: 2023-2024

Application ID: 162516BB-7C9C-481F-8E64-A4F7E4DD50AF

Your 2023-2024 TASFA has been submitted to the following institutions.

College Name	Submitted On	View Application
ABC University	5/8/2023	View application
123 University	5/8/2023	View application
Texas University	5/4/2023	View application

[▶ View Online Application](#) [▶ Submit to Additional Colleges](#)

¿Está buscando la solicitud TASFA en español?

La solicitud TASFA en línea no se encuentra disponible en este momento en español para el año de postulación 2023-2024. Para completar la solicitud TASFA en inglés en línea, puede consultar el PDF [2023-2024 TASFA en español](#). De lo contrario, puede completar la solicitud en español disponible en papel, la cual debe ser enviada directamente a la oficina de ayuda financiera de la universidad a la cual tiene pensado asistir. No llene una solicitud de TASFA en línea y otra en papel TASFA. Solamente es necesario llenar una.

Privacy Policy - Texas Higher Education Coordinating Board

Highlights

- Student can go to the Applications page to:
 - View their submitted TASFA in a read-only format
 - View the date submitted or print a copy of their submitted TASFA (by school) in PDF format.
 - Add up to 10 colleges per submission.

Features

- Application is dynamic so it will adjust to the device being used.

The screenshot displays the TASFA mobile application interface. At the top, a dark blue header bar contains a hamburger menu icon, the text "TASFA", and the user's name "Hi Maary!" with a "(Logout)" link. Below the header is a white bar with five icons: a list, a person, a link, a building, and a checkmark. The main content area has a grey header with the word "Student" and a link "¿TASFA en español?" with an information icon. Below this is a "Page Sections" dropdown menu and three navigation buttons (back, home, forward). The "Personal Information" section is highlighted with a dark blue bar. Underneath, the "DEMOGRAPHICS" section is titled in blue. It contains instructions: "Complete each of the questions in the three sections below. Click the i icon to read available help instructions." There are four numbered questions, each with an information icon: 1) Your Last Name, 2) Your First Name, 3) Your Middle Initial, and 4) Date of Birth. Each question has a corresponding text input field. The "Date of Birth" field includes a date format hint "MM/DD/YYYY" and a calendar icon.

TASFA Hi Maary! (Logout)

Student

¿TASFA en español? i

Page Sections

Personal Information

DEMOGRAPHICS

Complete each of the questions in the three sections below. Click the i icon to read available help instructions.

1) Your Last Name i

LAST NAME

2) Your First Name i

FIRST NAME

3) Your Middle Initial

MIDDLE INITIAL (OPTIONAL)

4) Date of Birth i

MM/DD/YYYY

Features

- Application is dynamic so it will adjust to the device being used.
- Navigation buttons include an automatic “save” feature, so the user does not lose any completed progress.
- Links to the Spanish paper TASFA are included on each page so the user can use it as a reference or complete and mail it as an alternative.
- Masking is included to protect sensitive information.

Home Applications Help Texas Application for State Financial Aid Hi Maary! (Logout)

Instructions
Student
Dependency
College
Submit

Student
¿TASFA en español?

Page Sections Previous Save Next

Personal Information

DEMOGRAPHICS

Complete each of the questions in the three sections below. Click the **i** icon to read available help instructions.

1) Your Last Name **i** 2) Your First Name **i**

LAST NAME FIRST NAME

3) Your Middle Initial 4) Date of Birth **i**

MIDDLE INITIAL (OPTIONAL) MM/DD/YYYY

5) What is your Social Security Number (SSN), Individual Taxpayer Identification Number (ITIN), Deferred Action for Childhood Arrivals (DACA) number? Or mark N/A **i**

☐ SSN ☐ ITIN ☐ DACA ☒ N/A

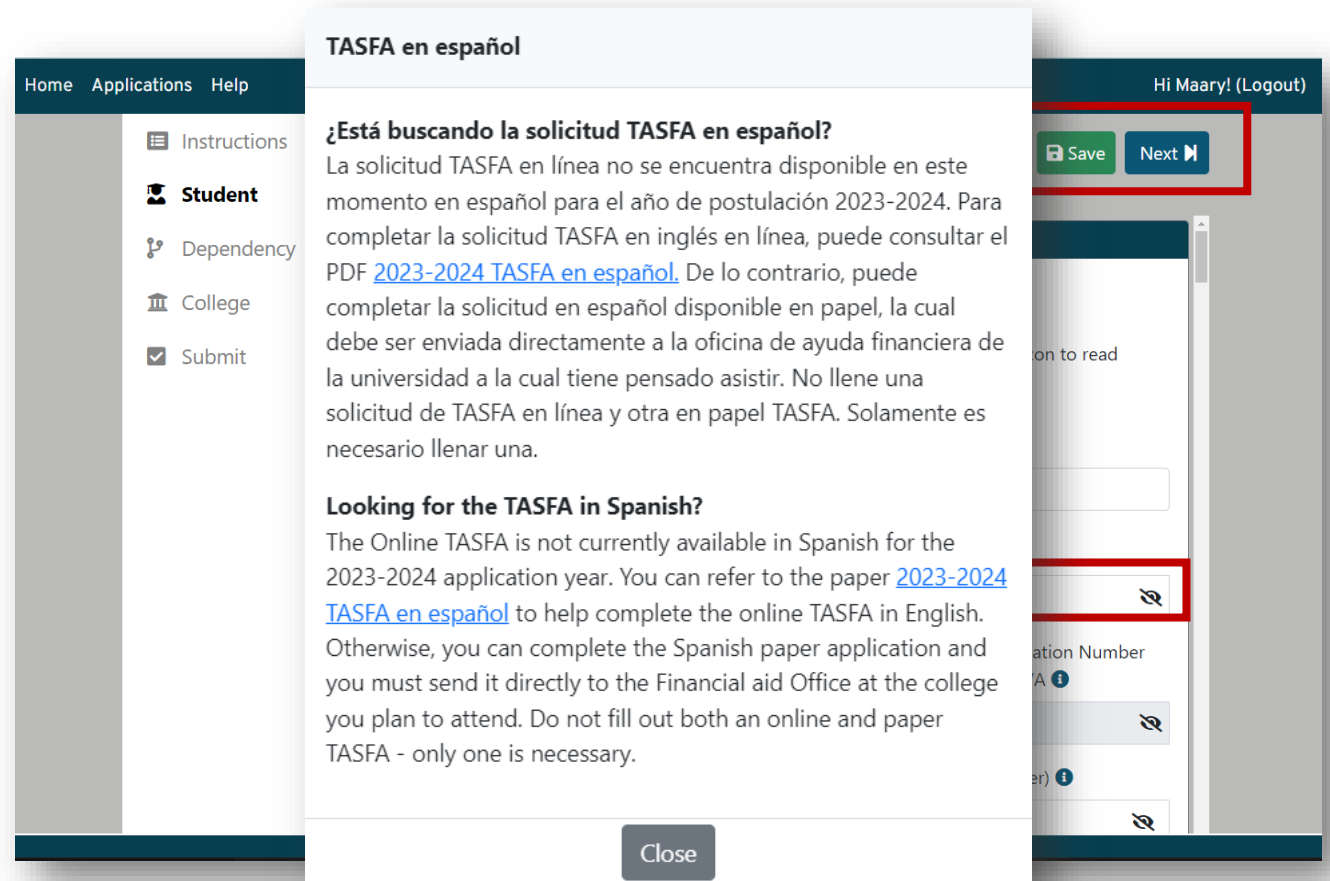
6) Your permanent mailing address number and street (include apt. number) **i**

ADDRESS & STREET


Privacy Policy - Texas Higher Education Coordinating Board

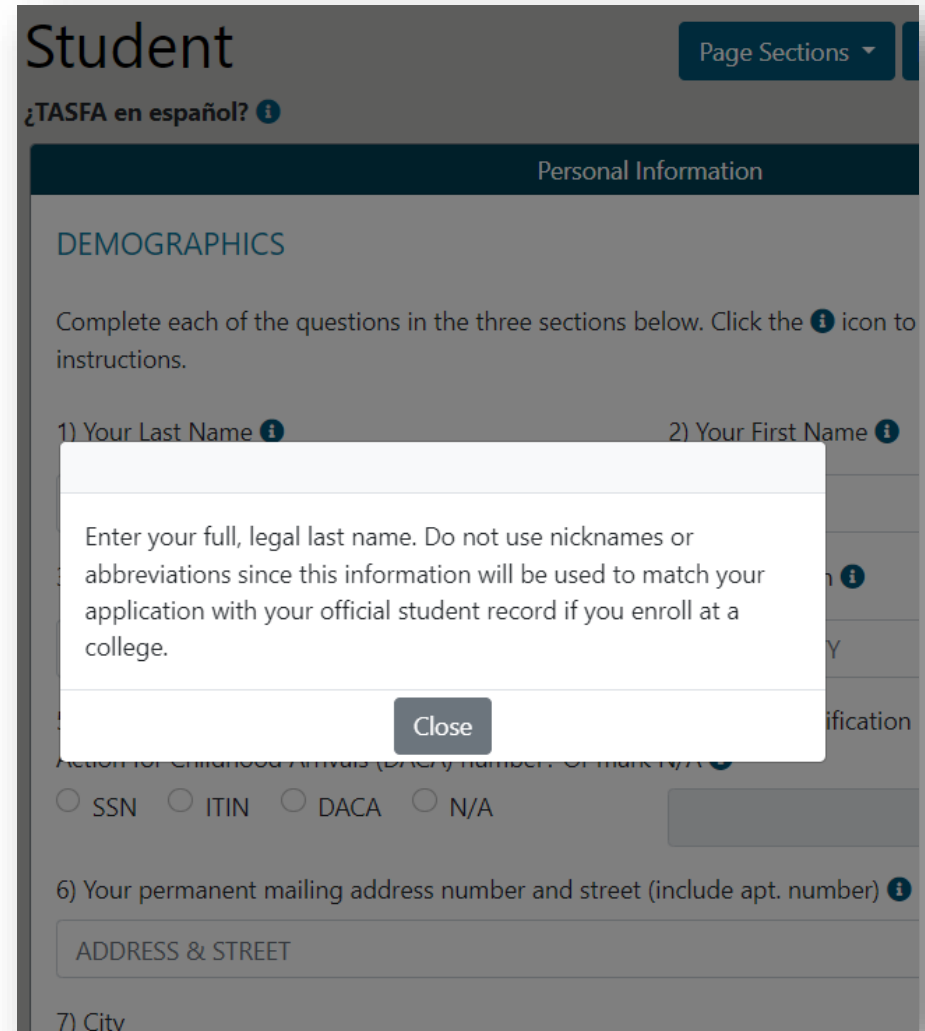
Features


- Application is dynamic so it will adjust to the device being used.
- Navigation buttons include an automatic “save” feature, so the user does not lose any completed progress.
- Links to the Spanish paper TASFA are included on each page so the user can use it as a reference or complete and mail it as an alternative.
- Masking is included to protect sensitive information.



Features

- Application is dynamic so it will adjust to the device being used.
- Navigation buttons include an automatic “save” feature, so the user does not lose any completed progress.
- Links to the Spanish paper TASFA are included on each page so the user can use it as a reference or complete and mail it as an alternative.
- Masking is included on specific fields to protect sensitive information.
-  Help icons provide additional clarification on most fields to help user with questions.



The screenshot shows the 'Student' TASFA application interface. At the top, there's a 'Student' header and a 'Page Sections' dropdown. Below this is a link for '¿TASFA en español?' with an information icon. The main section is titled 'Personal Information' and contains a 'DEMOGRAPHICS' sub-section. Instructions state: 'Complete each of the questions in the three sections below. Click the  icon to instructions.' The form includes fields for '1) Your Last Name' and '2) Your First Name', both with help icons. A modal popup is displayed over the 'Your Last Name' field, containing the text: 'Enter your full, legal last name. Do not use nicknames or abbreviations since this information will be used to match your application with your official student record if you enroll at a college.' and a 'Close' button. Below the popup, there are radio button options for 'Action for Undocumented Arrivals (Entry number 1 of mark 1, 2, 3, 4, 5, 6, 7, 8, 9, 10, 11, 12, 13, 14, 15, 16, 17, 18, 19, 20, 21, 22, 23, 24, 25, 26, 27, 28, 29, 30, 31, 32, 33, 34, 35, 36, 37, 38, 39, 40, 41, 42, 43, 44, 45, 46, 47, 48, 49, 50, 51, 52, 53, 54, 55, 56, 57, 58, 59, 60, 61, 62, 63, 64, 65, 66, 67, 68, 69, 70, 71, 72, 73, 74, 75, 76, 77, 78, 79, 80, 81, 82, 83, 84, 85, 86, 87, 88, 89, 90, 91, 92, 93, 94, 95, 96, 97, 98, 99, 100, 101, 102, 103, 104, 105, 106, 107, 108, 109, 110, 111, 112, 113, 114, 115, 116, 117, 118, 119, 120, 121, 122, 123, 124, 125, 126, 127, 128, 129, 130, 131, 132, 133, 134, 135, 136, 137, 138, 139, 140, 141, 142, 143, 144, 145, 146, 147, 148, 149, 150, 151, 152, 153, 154, 155, 156, 157, 158, 159, 160, 161, 162, 163, 164, 165, 166, 167, 168, 169, 170, 171, 172, 173, 174, 175, 176, 177, 178, 179, 180, 181, 182, 183, 184, 185, 186, 187, 188, 189, 190, 191, 192, 193, 194, 195, 196, 197, 198, 199, 200, 201, 202, 203, 204, 205, 206, 207, 208, 209, 210, 211, 212, 213, 214, 215, 216, 217, 218, 219, 220, 221, 222, 223, 224, 225, 226, 227, 228, 229, 230, 231, 232, 233, 234, 235, 236, 237, 238, 239, 240, 241, 242, 243, 244, 245, 246, 247, 248, 249, 250, 251, 252, 253, 254, 255, 256, 257, 258, 259, 260, 261, 262, 263, 264, 265, 266, 267, 268, 269, 270, 271, 272, 273, 274, 275, 276, 277, 278, 279, 280, 281, 282, 283, 284, 285, 286, 287, 288, 289, 290, 291, 292, 293, 294, 295, 296, 297, 298, 299, 300, 301, 302, 303, 304, 305, 306, 307, 308, 309, 310, 311, 312, 313, 314, 315, 316, 317, 318, 319, 320, 321, 322, 323, 324, 325, 326, 327, 328, 329, 330, 331, 332, 333, 334, 335, 336, 337, 338, 339, 340, 341, 342, 343, 344, 345, 346, 347, 348, 349, 350, 351, 352, 353, 354, 355, 356, 357, 358, 359, 360, 361, 362, 363, 364, 365, 366, 367, 368, 369, 370, 371, 372, 373, 374, 375, 376, 377, 378, 379, 380, 381, 382, 383, 384, 385, 386, 387, 388, 389, 390, 391, 392, 393, 394, 395, 396, 397, 398, 399, 400, 401, 402, 403, 404, 405, 406, 407, 408, 409, 410, 411, 412, 413, 414, 415, 416, 417, 418, 419, 420, 421, 422, 423, 424, 425, 426, 427, 428, 429, 430, 431, 432, 433, 434, 435, 436, 437, 438, 439, 440, 441, 442, 443, 444, 445, 446, 447, 448, 449, 450, 451, 452, 453, 454, 455, 456, 457, 458, 459, 460, 461, 462, 463, 464, 465, 466, 467, 468, 469, 470, 471, 472, 473, 474, 475, 476, 477, 478, 479, 480, 481, 482, 483, 484, 485, 486, 487, 488, 489, 490, 491, 492, 493, 494, 495, 496, 497, 498, 499, 500, 501, 502, 503, 504, 505, 506, 507, 508, 509, 510, 511, 512, 513, 514, 515, 516, 517, 518, 519, 520, 521, 522, 523, 524, 525, 526, 527, 528, 529, 530, 531, 532, 533, 534, 535, 536, 537, 538, 539, 540, 541, 542, 543, 544, 545, 546, 547, 548, 549, 550, 551, 552, 553, 554, 555, 556, 557, 558, 559, 560, 561, 562, 563, 564, 565, 566, 567, 568, 569, 570, 571, 572, 573, 574, 575, 576, 577, 578, 579, 580, 581, 582, 583, 584, 585, 586, 587, 588, 589, 590, 591, 592, 593, 594, 595, 596, 597, 598, 599, 600, 601, 602, 603, 604, 605, 606, 607, 608, 609, 610, 611, 612, 613, 614, 615, 616, 617, 618, 619, 620, 621, 622, 623, 624, 625, 626, 627, 628, 629, 630, 631, 632, 633, 634, 635, 636, 637, 638, 639, 640, 641, 642, 643, 644, 645, 646, 647, 648, 649, 650, 651, 652, 653, 654, 655, 656, 657, 658, 659, 660, 661, 662, 663, 664, 665, 666, 667, 668, 669, 670, 671, 672, 673, 674, 675, 676, 677, 678, 679, 680, 681, 682, 683, 684, 685, 686, 687, 688, 689, 690, 691, 692, 693, 694, 695, 696, 697, 698, 699, 700, 701, 702, 703, 704, 705, 706, 707, 708, 709, 710, 711, 712, 713, 714, 715, 716, 717, 718, 719, 720, 721, 722, 723, 724, 725, 726, 727, 728, 729, 730, 731, 732, 733, 734, 735, 736, 737, 738, 739, 740, 741, 742, 743, 744, 745, 746, 747, 748, 749, 750, 751, 752, 753, 754, 755, 756, 757, 758, 759, 760, 761, 762, 763, 764, 765, 766, 767, 768, 769, 770, 771, 772, 773, 774, 775, 776, 777, 778, 779, 780, 781, 782, 783, 784, 785, 786, 787, 788, 789, 790, 791, 792, 793, 794, 795, 796, 797, 798, 799, 800, 801, 802, 803, 804, 805, 806, 807, 808, 809, 810, 811, 812, 813, 814, 815, 816, 817, 818, 819, 820, 821, 822, 823, 824, 825, 826, 827, 828, 829, 830, 831, 832, 833, 834, 835, 836, 837, 838, 839, 840, 841, 842, 843, 844, 845, 846, 847, 848, 849, 850, 851, 852, 853, 854, 855, 856, 857, 858, 859, 860, 861, 862, 863, 864, 865, 866, 867, 868, 869, 870, 871, 872, 873, 874, 875, 876, 877, 878, 879, 880, 881, 882, 883, 884, 885, 886, 887, 888, 889, 890, 891, 892, 893, 894, 895, 896, 897, 898, 899, 900, 901, 902, 903, 904, 905, 906, 907, 908, 909, 910, 911, 912, 913, 914, 915, 916, 917, 918, 919, 920, 921, 922, 923, 924, 925, 926, 927, 928, 929, 930, 931, 932, 933, 934, 935, 936, 937, 938, 939, 940, 941, 942, 943, 944, 945, 946, 947, 948, 949, 950, 951, 952, 953, 954, 955, 956, 957, 958, 959, 960, 961, 962, 963, 964, 965, 966, 967, 968, 969, 970, 971, 972, 973, 974, 975, 976, 977, 978, 979, 980, 981, 982, 983, 984, 985, 986, 987, 988, 989, 990, 991, 992, 993, 994, 995, 996, 997, 998, 999, 1000'. Below these are fields for '6) Your permanent mailing address number and street (include apt. number)' and '7) City'.

File Processing

How does data reach the institution?

File Layout & Testing

- The 2023-24 TASFA layout was first sent out 5/10/22.
- TASFA sub-committee assisted with testing and identified necessary updates. As a result, a revised layout was released 3/9/2023.
- The final layout and generic test files was released on 6/22/23 for institutions to review.
- Changes to layout are documented on Page 2.

<https://reportcenter.highered.texas.gov/agency-publication/guidelines-manuals/online-tasfa-fy-2024-file-layout/>



**Discard old
file layouts.**

UPDATES: The following items were updated in this document after the original publication on 5/10/2022:

Revisions 3/9/2023

- Minor changes to the application overview and process
- Data File Processing section was added to clarify frequency and types of file formats sent to institutions
- Student email address description was updated from 50 to 100 positions
- Adjusted Gross Income (AGI) questions #26 and #76 for student and parent were updated to - 999999 to 9999999 (7 positions)
- Selective Service description #16 was updated to align with the Selective Service Statement of Registration Status form (swapped response 3 and 4)
- Selective Service exemption reason was added to the end of the file in positions 999-1198
- Header changed to account for the updated ending position total of 1198 for each student record

Revisions 6/22/23

- Page 4 and 5 - File naming conventions changed to improve batch functionality for output and cumulative files.
- Fields for city names no longer allow commas in field #8, #14 and #15.
- Signature dates on field #119 and #121 were replaced in the layout with an acknowledgement confirmation date.

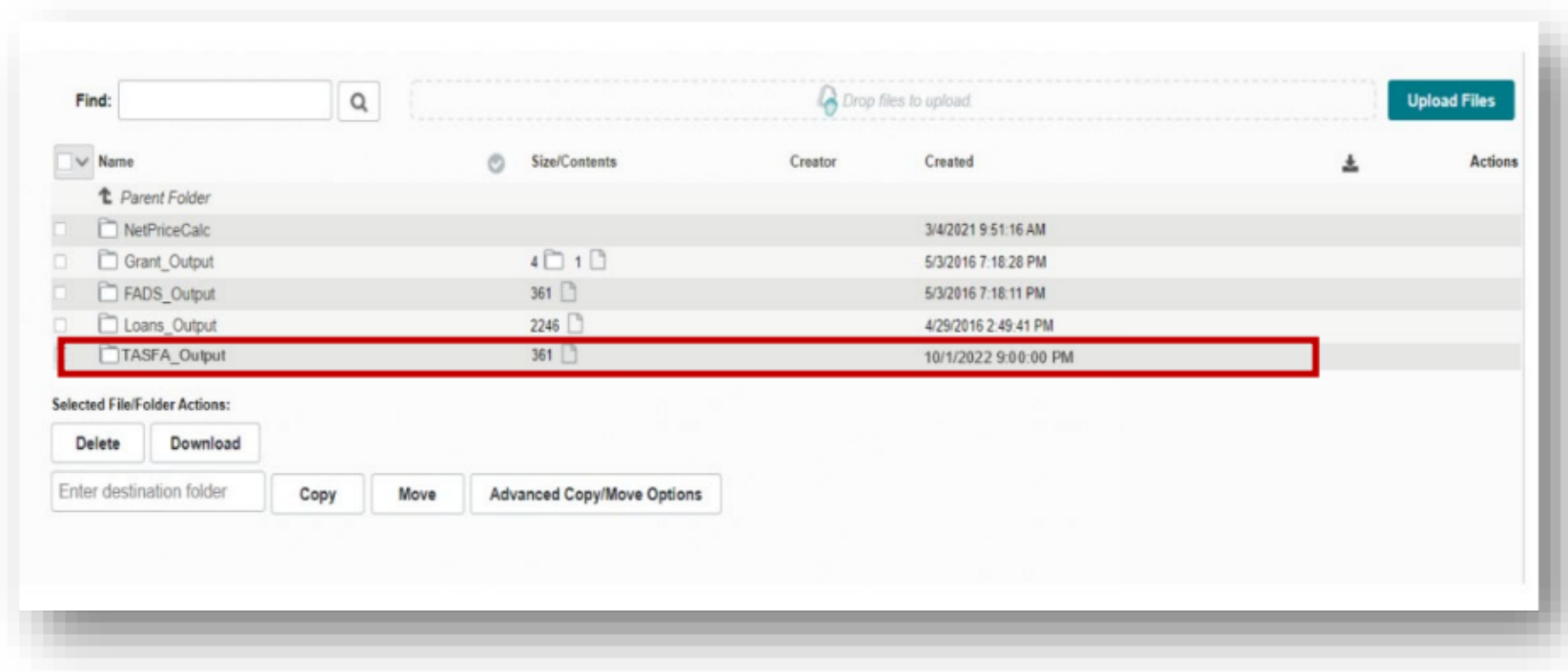
File Layout

Detailed Applicant Record

Field #	TASFA #	Start	End	Length	Field Name	Valid Content	Justified	Skip Logic
1.	1	1	30	30	STUDENT LAST NAME	<ul style="list-style-type: none"> Numbers 0 to 9 Uppercase letters A to Z Blank space(s) .(period) *(apostrophe) -(hyphen) 	Left	Required
2.	2	31	50	20	STUDENT FIRST NAME	<ul style="list-style-type: none"> Numbers 0 to 9 Uppercase letters A to Z Blank space(s) .(period) *(apostrophe) -(hyphen) 	Left	Required
3.	3	51	51	1	STUDENT MIDDLE INITIAL	<ul style="list-style-type: none"> Uppercase letters A to Z; or Blank 	Left	Optional
4.	4	52	59	8	STUDENT DATE OF BIRTH	MMDDYYYY	Right	Required
5.	5	60	60	1	STUDENT SOCIAL SSN, ITIN, DACA OR N/A SELECTION	1 = SSN 2 = ITIN 3 = DACA 4 = N/A	Right	Required
6.	5	61	69	9	STUDENT SSN, ITIN, DACA OR N/A NUMBER	<ul style="list-style-type: none"> 001010001 to 999999999; or Blank spaces 	Right	<i>Conditional Field</i> <ul style="list-style-type: none"> If user selects the N/A radio button, the number field is greyed out.

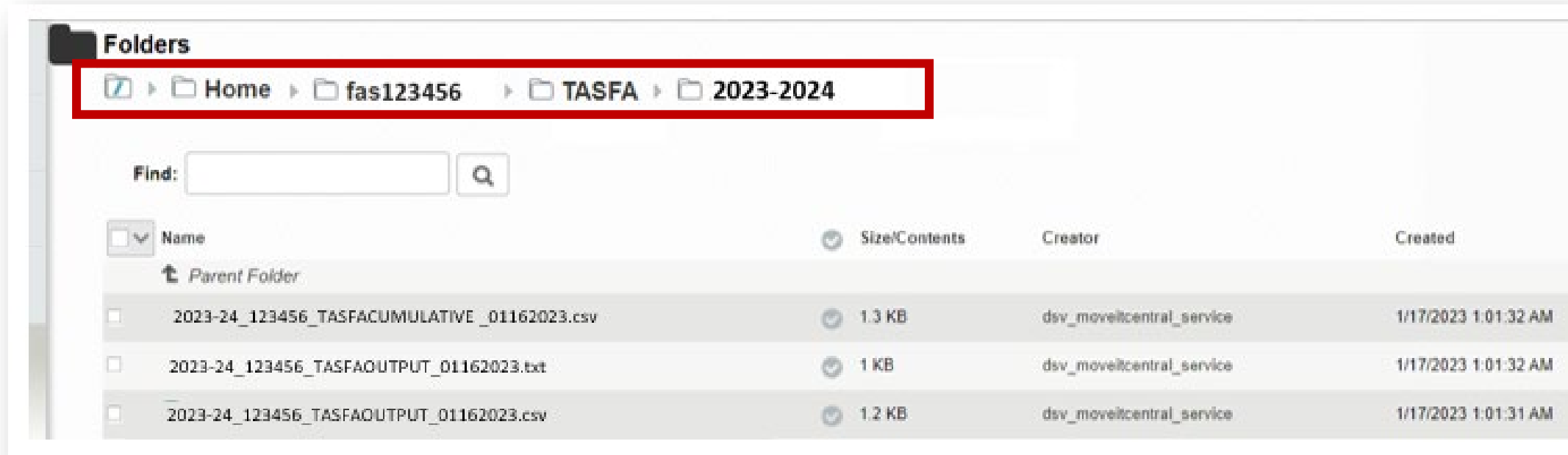
Data File Processing

TASFA files will be sent daily through a secure file transfer protocol (SFTP) using the THECB's online portal, [MOVEit DMZ](#), to the institution's dedicated **TASFA_Output** folder. In addition, a comprehensive report containing the award year, applicant name, email and submission date will be sent to institutions to help confirm submission status.



- Daily cumulative report per award year
- Daily Text File
- Daily CSV File

Output Files - MOVEit

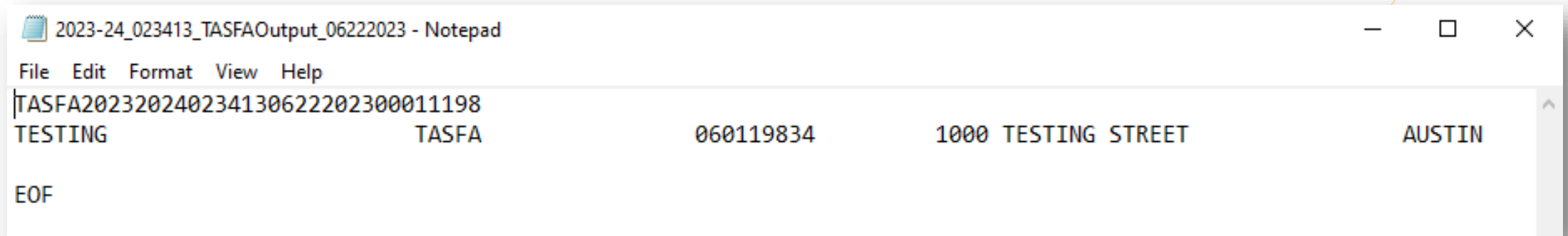


The screenshot shows a file explorer window with a breadcrumb navigation path highlighted by a red rectangle: **Home > fas123456 > TASFA > 2023-2024**. Below the path is a search bar labeled "Find:". The main area displays a table of files with columns for Name, Size/Contents, Creator, and Created. The table includes a "Parent Folder" entry and three data files.

<input type="checkbox"/> Name	<input checked="" type="checkbox"/> Size/Contents	Creator	Created
Parent Folder			
<input type="checkbox"/> 2023-24_123456_TASFACUMULATIVE_01162023.csv	<input checked="" type="checkbox"/> 1.3 KB	dsv_moveitcentral_service	1/17/2023 1:01:32 AM
<input type="checkbox"/> 2023-24_123456_TASFAOUTPUT_01162023.txt	<input checked="" type="checkbox"/> 1 KB	dsv_moveitcentral_service	1/17/2023 1:01:32 AM
<input type="checkbox"/> 2023-24_123456_TASFAOUTPUT_01162023.csv	<input checked="" type="checkbox"/> 1.2 KB	dsv_moveitcentral_service	1/17/2023 1:01:31 AM

TASFA Output File (Fixed-Length)

- The TASFA data file will be sent to institutions in a **Fixed-Length** (also known as Fixed-Width) text format which displays characters in one continuous string of data.



The screenshot shows a Notepad window titled "2023-24_023413_TASFAOutput_06222023 - Notepad". The menu bar includes File, Edit, Format, View, and Help. The text content is as follows:

```
TASFA202320240234130622202300011198
TESTING                                TASFA                060119834        1000 TESTING STREET        AUSTIN

EOF
```

The data is formatted in a fixed-length text format, where each field is separated by a specific number of characters, ensuring alignment across lines.

TASFA Output File (CSV)

- A TASFA data file will also be provided in a CSV format in addition to the fixed-length text file. This file will have column headings in the spreadsheet to assist institutions to align data in each column with each TASFA question.

TASFA2023202412345601012023000011198							
Lname	Fname	Middle	DOB	SSN/DACA/ISSN#	Address	City	State
BREAD	WHEAT	L	5221962	4	3423 BREAD	BREAD	TN
EOF							

TASFA Cumulative File (CSV)

- A cumulative CSV file will be uploaded into MOVEit daily and will include only the applicants that have submitted a TASFA for the applicable award year for the specific institution.

Award Year	First Name	Last Name	Email Address	Application ID	Date of Birth	Acknowledgment Date	Submission Date	
2023-2024	TASFA	TESTING	SUMMER2023TASFATEST	e2577d49-8bcc-4e69-926	6/1/1983	6/21/2023 16:42	6/21/2023 16:39	
2023-2024	ESPONJA	BOB	BOBESPONJATESTING12	a7ebf424-c4d4-4b3d-96c	6/1/1975	6/20/2023 16:58	6/20/2023 16:58	
2023-2024	URSULA	LE GUINN	S.T.U.D.E.N.T.T.A.S.F.A.T	ce51d951-2fbc-45e5-8ab	2/3/1955	4/11/2023 15:41	4/11/2023 15:41	

Generic Test Files

	A	B	C	D	E	F	G	H	I	J
1	TASFA202320	24XXXXXX0	31202300031198							
2	STUDENTL	STUDENTFIRSTN	STUDENTM	STUDENTC	STUDENTI	STUDENTI	STUDENTMAILINGAD	STUDENTC	STUDENTS	STUDENTZ
3	TEA	SWEET		1012000	4		FRIDGE	ARLINGTON TX		33333
4	BIRD	CHACHALACA		3032003	4		QUINTA MAZATLAN	MCALLEN TX		22222
5	KING	LION		4052007	4		CIRCLE OF LIFE	AUSTIN TX		22222
6	EOF									
7										
8										

DI	DJ	DK	DL	DM	DN	DO	DP	DQ
PARENTH	PARENTN	PARENTC	INSTITUT	COLLEGES	HOUSING	STUDENTA	STUDENTI	PARENTA
8888888	9999999	1111111	XXXXXX		2	1	3.3E+10	1
1111111	2222222	3333333	XXXXXX		2	1	3.16E+10	1
0	0	0	XXXXXX	3.33E+11	2	1	3.01E+10	1

- Manually update the FICE in the header record
- Manually update FICE in field #116 (positions 954-959)

Note: Additional test files will be sent through MOVEit for institutions to download and review.

2024-25 TASEFA

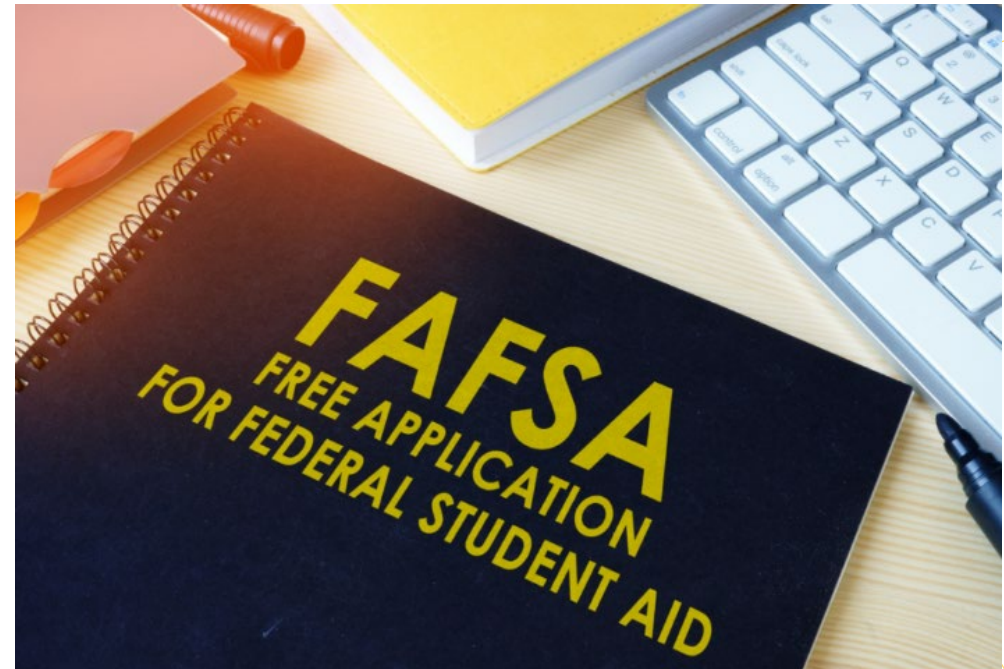
What can institutions expect?

FAFSA Simplification

Impacts on TASFA

2024-25 TASFA

- The paper TASFA (English and Spanish) will incorporate FAFSA changes based on draft documents released by Department of Education.
- A 2024-25 File Layout will be sent to institutions once changes to the Online TASFA are confirmed.
- The State Priority Deadline (Jan. 15) is being reviewed by the THECB to determine if modifications are possible.



Questions?

**Texas Higher
Education**
COORDINATING BOARD

[CONTACT US](#)