

60x30TX Progress Report

Julie Eklund, PhD
Strategic Planning and Funding
July 26, 2018



Key Insights

- There are positive indicators for all goals and targets in 2017.
- The 60x30 goal and the completion goal showed strong improvement--at rates needed to reach 2030 goals.
- Completions for male and economically disadvantaged students grew modestly but are falling behind needed progress.
- Direct enrollment from high school increased slightly after a two-year decline and requires additional attention.
- Marketable skills and student debt goals remain steady, although excess semester credit hour reductions need to pick up the pace.



Texas made steady progress toward each of the four goals of *60x30TX* this year

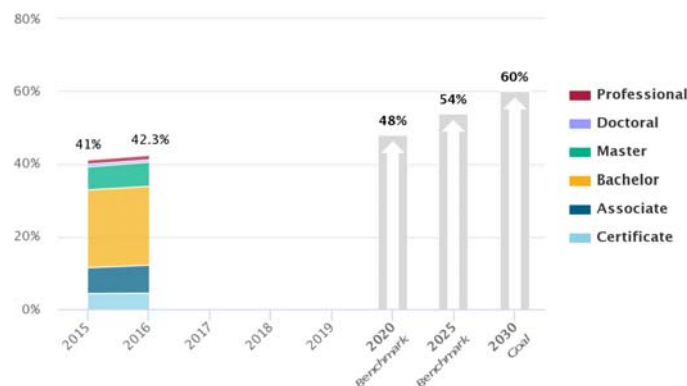
Goal	Target	2016	2017	One-Year Improvement (pc point change)	Annual % Increase Needed	2020 Benchmark	2030 Goal/Target
60x30	60x30 (Educated Population)	41.0%	42.3%	1.3% pc	1.3%	48%	60%
Completion	Overall	321,410	333,920	3.9%	3.9%	376,000	550,000
	Hispanic	103,889	111,344	7.2%	7.5%	138,000	285,000
	African American	38,813	41,027	5.7%	4.5%	48,000	76,000
	Male	135,849	141,564	4.2%	5.2%	168,000	275,000
	Economically Disadvantaged	119,490	124,178	3.9%	5.3%	146,000	246,000
	TX High School Graduates Enrolling in TX Higher Education	51.9%	52.3%	0.4 pc	.7%	58%	65%
Marketable Skills	Working or Enrolled Within One Year	78.8%	78.4%	-0.40% pc	--	80%	80%
Student Debt	Student Loan Debt to First Year Wage Percentage	60%	59%	-1% pc	--	60%	60%
	Excess SCH Attempted*	19	18	-1 SCH	--	12	3
	Percent of Undergraduates Completing with Debt	48.2%	47.2%	-1% pc	--	50%	50%



3

The 60x30 Educated Population goal increased by 1.3 percentage points from 2015 to 2016

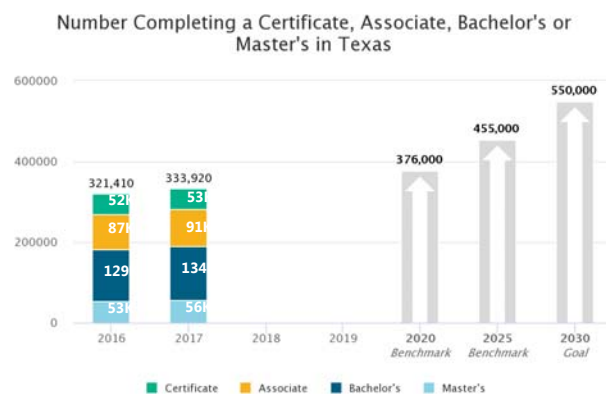
Percent of Texas Population Age 25–34 with a Postsecondary Credential



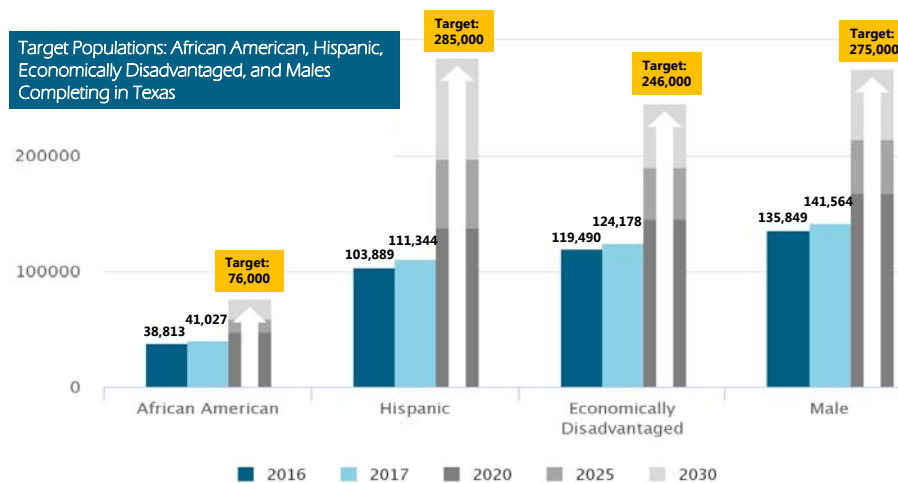
4

Completions increased by more than 12,000 credentials between 2016 and 2017

Bachelor's degrees had the largest share, while associate completions increased fastest

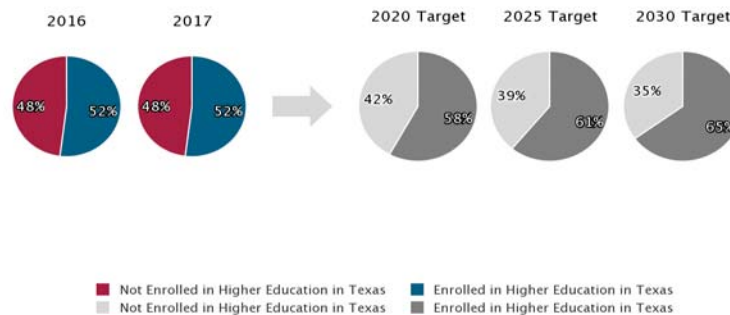


All target populations increased completions; Hispanic and African American student completions achieved projected gains



After a two-year decline, direct enrollment from high school increased slightly from 51.9% to 52.3%

Texas Public High School Graduates Enrolling by Fall in Higher Education in Texas



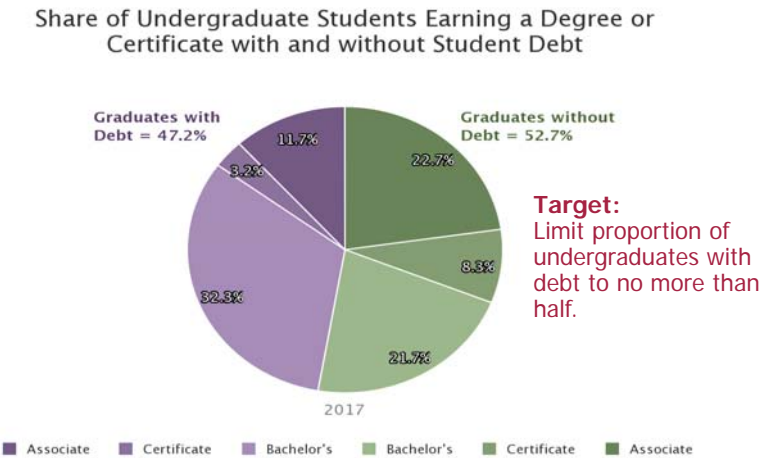
The THECB enhanced support for the marketable skills goal; institutions reported varied levels of progress

- Marketable skills implementation guidelines were developed.
- Marketable skills conference offered technical assistance to institutions about how to develop marketable skills and how to communicate skills to students.
- The target related to the percent of graduates in Texas found working and/or enrolled in Texas in the first year following graduation remained steady at 78.8%.

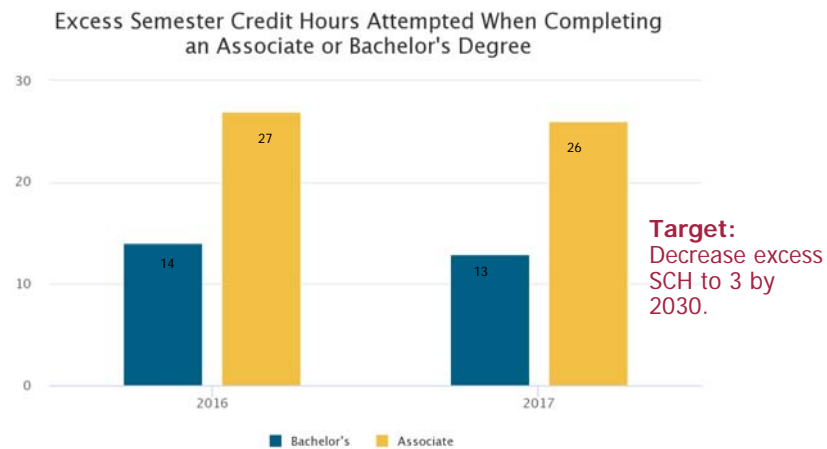
Student debt as a percentage of first-year wage remained below the 60% goal

Baseline Year	Recent Trend Years		Target
2013	2014	2015	2030
59.5%	59.8%	58.9%	60%

The share of graduates with debt declined for the second year in a row to 47.2%



Excess semester credit hours decline modestly; substantial progress is needed to reach the 2020 benchmark of 12 SCH



Accelerated progress is needed for several targets related to completion and student debt

Goal	Target	2016	2017	One-Year Improvement (pc point change)	Annual % Increase Needed	2020 Benchmark	2030 Goal/Target
60x30	60x30 (Educated Population)	41.0%	42.3%	1.3% pc	1.3%	48%	60%
Completion	Overall	321,410	333,920	3.9%	3.9%	376,000	550,000
	Hispanic	103,889	111,344	7.2%	7.5%	138,000	285,000
	African American	38,813	41,027	5.7%	4.5%	48,000	76,000
	Male	135,849	141,564	4.2%	5.2%	168,000	275,000
	Economically Disadvantaged	119,490	124,178	3.9%	5.3%	146,000	246,000
	TX High School Graduates Enrolling in TX Higher Education	51.9%	52.3%	0.4 pc	.7%	58%	65%
Marketable Skills	Working or Enrolled Within One Year	78.8%	78.4%	-0.40% pc	--	80%	80%
Student Debt	Student Loan Debt to First Year Wage Percentage	60%	59%	-1% pc	--	60%	60%
	Excess SCH Attempted*	19	18	-1 SCH	--	12	3
	Percent of Undergraduates Completing with Debt	48.2%	47.2%	-1% pc	--	50%	50%

The agency is supporting the strategic use of data to inform institution- and state-level policy and practice

- 60x30TX.com and revised accountability system
- Almanac
- Data Fellows program
- Regional *60x30TX* Targets

