



**Monthly Financial Report for period ending 5/31/2019**

1. Operating/Trusteed ..... 1

2. Federal Programs ..... 4

3. Budget Adjustments ..... 5

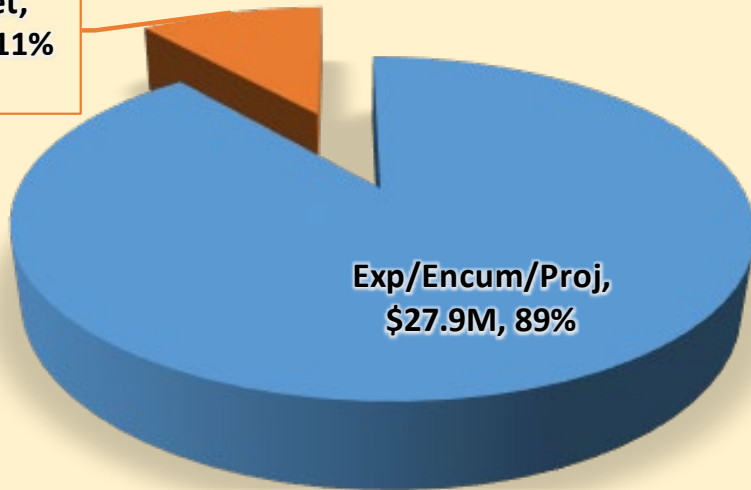
4. Cash Balance Summary..... 11

5. Loan Receivable Review ..... 12

# Operating and Trusteed Summary Period Ending: 5/31/2019

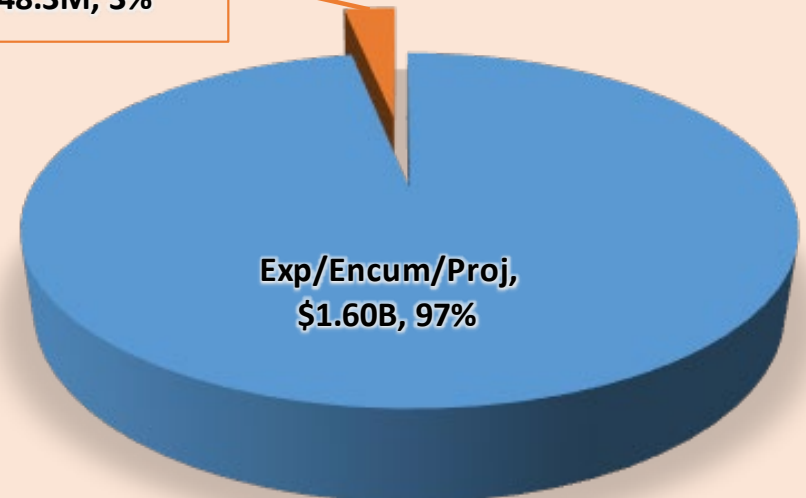
## Operating Strategies (A&B) Budget

Available Budget, \$3.4M, 11%



## Trusteed Strategies Budget

Available Budget, \$48.3M, 3%



## Operating and Trusteed Budget

### Period Ending: 5/31/2019

		Original Budget	Budget Adjusts. or Reclass	Adjusted Budget	FYTD Expense	FYTD Encumb	Projected Obligations	Available Budget
<b>Coordination/Planning for Higher Ed</b>								
A.1.1	College Readiness and Success	\$ 2,490,364	\$ 43,042	\$ 2,533,406	\$ 1,361,554	\$ 636,392	\$ -	\$ 535,460
A.1.2	Student Loan Programs	7,503,518	701,799	8,205,317	5,109,554	2,300,460	-	795,303
A.1.3	Financial Aid Services	729,443	-	729,443	504,354	158,899	-	66,190
A.1.4	Academic Quality & Workforce	2,052,576	97,612	2,150,188	1,304,162	530,769	-	315,257
A.1.5	Strategic Planning and Funding	2,879,754	13,288	2,893,042	1,784,130	588,532	-	520,380
A.1.6	Innovation & Policy Develop	282,636	-	282,636	176,332	71,864	-	34,440
A.1.7	Oversight for Profit	250,000	-	250,000	54,425	28,025	-	167,550
A.1.8	Fields of Study	115,397	190,697	306,094	51,982	29,141	-	224,971
<b>A</b>		<b>\$ 16,303,688</b>	<b>\$ 1,046,438</b>	<b>\$ 17,350,126</b>	<b>\$ 10,346,493</b>	<b>\$ 4,344,082</b>	<b>\$ -</b>	<b>\$ 2,659,551</b>
<b>Agency Operations</b>								
B.1.1	Central Administration	5,513,094	-	5,513,094	3,871,503	1,334,814	-	306,777
B.1.2	Information Resources	6,313,322	295,612	6,608,934	3,965,315	2,251,972	-	391,647
B.1.3	Facilities Support	1,818,862	-	1,818,862	1,440,619	314,958	-	63,285
<b>B</b>		<b>\$ 13,645,278</b>	<b>\$ 295,612</b>	<b>\$ 13,940,890</b>	<b>\$ 9,277,437</b>	<b>\$ 3,901,744</b>	<b>\$ -</b>	<b>\$ 761,709</b>
<b>Affordability and Debt</b>								
C.1.1	Texas Grant Program	393,229,872	12,154,257	405,384,129	365,957,312	39,420,035	-	6,782
C.1.2	Texas B-on-Time Program - Public	2,904,040	3,819,479	6,723,519	1,002,996	-	-	5,720,523
C.1.3	Texas B-on-Time Program - Private	902,800	1,208,646	2,111,446	352,401	-	-	1,759,045
C.1.4	Tuition Equalization Grants	85,905,147	13,148	85,918,295	82,091,252	3,780,363	-	46,680
C.1.5	TEOG PUB Community Colleges	44,236,458	14,032	44,250,490	37,959,608	6,131,763	-	159,119
C.1.6	TEOG PUB State/Tech Colleges	3,759,692	102,981	3,862,673	3,689,401	173,272	-	-
C.1.7	College Work Study Program	9,404,639	908,791	10,313,430	9,311,395	406,580	-	595,455
C.1.8	License Plate Scholarships	247,400	10,186	257,586	85,730	44,270	-	127,586
C.1.9	Educational Aide Program	500,000	238,788	738,788	169,244	298,179	-	271,365
C.1.10	Top 10 Percent Scholarships	223,048	10,000	233,048	-	-	-	233,048
C.1.11	TX Armed Services Scholarships	1,335,000	-	1,335,000	1,008,237	-	-	326,763
<b>C</b>		<b>\$ 542,648,096</b>	<b>\$ 18,480,308</b>	<b>\$ 561,128,404</b>	<b>\$ 501,627,576</b>	<b>\$ 50,254,462</b>	<b>\$ -</b>	<b>\$ 9,246,366</b>
<b>College Readiness and Success</b>								
D.1.1	ADVISE TX	2,000,000	1,910,130	3,910,130	2,031,479	-	-	1,878,651
D.1.2	Developmental Education Program	1,325,000	158,583	1,483,583	84,059	1,053,654	-	345,870
<b>D</b>		<b>\$ 3,325,000</b>	<b>\$ 2,068,713</b>	<b>\$ 5,393,713</b>	<b>\$ 2,115,538</b>	<b>\$ 1,053,654</b>	<b>\$ -</b>	<b>\$ 2,224,521</b>

## Operating and Trusteed Budget (cont.)

### Period Ending: 5/31/2019

		Original Budget	Budget Adjusts. or Reclass	Adjusted Budget	FYTD Expense	FYTD Encumb	Projected Obligations	Available Budget
<b>Industry Workforce</b>								
E.1.2	Teach for Texas Loan Repayment	1,337,500	805,849	2,143,349	391,148	419,219	-	1,332,982
E.1.5	Math and Science Scholar's LRP	1,287,500	312,737	1,600,237	-	25,000	-	1,575,237
E.1.6	Northeast Texas Initiative and TC3	2,500,000	-	2,500,000	1,875,000	625,000	-	-
E.1.7	Bilingual Education Program	750,000	-	750,000	611,976	110,141	-	27,883
<b>E</b>		<b>\$ 5,875,000</b>	<b>\$ 1,118,586</b>	<b>\$ 6,993,586</b>	<b>\$ 2,878,124</b>	<b>\$ 1,179,360</b>	<b>\$ -</b>	<b>\$ 2,936,102</b>
<b>Industry Workforce - Health Related</b>								
F.1.1	Family Practice Residency	5,000,000	12,004	5,012,004	4,694,593	224,592	-	92,819
F.1.2	Preceptorship Program	1,500,000	-	1,500,000	1,499,550	-	-	450
F.1.3	GME Expansion	48,525,000	6,290,789	54,815,789	(781,328)	51,150,000	-	4,447,117
F.1.4	Trauma Care Program	2,061,250	-	2,061,250	500,001	1,561,248	-	1
F.1.5	Joint Admission Medical Program	-	-	-	-	-	-	-
F.1.6	Prof Nurse Shortage Reduction Pgm	9,890,048	1,142,050	11,032,098	11,032,098	-	-	-
F.1.7	Physician Ed Loan Repay Pgm	12,675,000	5,619	12,680,619	-	-	-	12,680,619
F.1.8	Mental Health Loan Repay Pgm	1,062,500	-	1,062,500	-	-	-	1,062,500
F.1.9	Other Loan Repayment Programs	-	346,587	346,587	208,226	138,361	-	-
F.1.10	Nursing Faculty Loan Repay PGM	1,500,000	133,600	1,633,600	-	1,027,002	-	606,598
<b>F</b>		<b>\$ 82,213,798</b>	<b>\$ 7,930,649</b>	<b>\$ 90,144,447</b>	<b>\$ 17,153,140</b>	<b>\$ 54,101,203</b>	<b>\$ -</b>	<b>\$ 18,890,104</b>
<b>Baylor College of Medicine</b>								
G.1.1	Baylor Coll of Medicine - UGME	37,599,919	-	37,599,919	13,072,472	24,313,890	-	213,557
G.1.2	Baylor Coll of Medicine - GME	7,710,499	-	7,710,499	7,710,499	-	-	-
G.1.3	Baylor Coll Med Perm Endow Fund	1,425,000	-	1,425,000	779,075	645,925	-	-
G.1.4	Baylor Coll Med Perm Health Fund	1,914,193	-	1,914,193	1,071,899	842,294	-	-
<b>G</b>		<b>\$ 48,649,611</b>	<b>\$ -</b>	<b>\$ 48,649,611</b>	<b>\$ 22,633,945</b>	<b>\$ 25,802,109</b>	<b>\$ -</b>	<b>\$ 213,557</b>
<b>Close the Gaps Tobacco Funds</b>								
H.1.1	EARNINGS - Minority Health	3,972,340	2,654,732	6,627,072	37,108	407,865	-	6,182,099
H.1.2	EARNINGS - Nursing/Allied Health	5,420,324	3,143,904	8,564,228	-	-	-	8,564,228
<b>H</b>		<b>\$ 9,392,664</b>	<b>\$ 5,798,636</b>	<b>\$ 15,191,300</b>	<b>\$ 37,108</b>	<b>\$ 407,865</b>	<b>\$ -</b>	<b>\$ 14,746,327</b>
<b>Research</b>								
I.1.1	Texas Research Incentive Program	17,500,000	-	17,500,000	17,500,000	-	-	-
I.1.2	AUTISM Program	3,900,000	988,001	4,888,001	884,902	3,958,071	-	45,028
<b>I</b>		<b>\$ 21,400,000</b>	<b>\$ 988,001</b>	<b>\$ 22,388,001</b>	<b>\$ 18,384,902</b>	<b>\$ 3,958,071</b>	<b>\$ -</b>	<b>\$ 45,028</b>
<b>Other Programs</b>								
Z.1.1	Community Colleges	894,979,998	-	894,979,998	640,635,066	254,344,932	-	-
<b>Z</b>		<b>\$ 894,979,998</b>	<b>\$ -</b>	<b>\$ 894,979,998</b>	<b>\$ 640,635,066</b>	<b>\$ 254,344,932</b>	<b>\$ -</b>	<b>\$ -</b>
<b>Total Uses Of Revenue</b>		<b>\$ 1,638,433,133</b>	<b>\$ 37,726,943</b>	<b>\$ 1,676,160,076</b>	<b>\$ 1,225,089,329</b>	<b>\$ 399,347,482</b>	<b>\$ -</b>	<b>\$ 51,723,265</b>

Goal E - Federal trusteed programs are reported separately on the next page.

## Goal E: Federal Trusteed Report

### Period Ending: 5/31/2019

Federal Fiscal Year	CFDA	From Date	To Date	Award Amount	Expenditures	Obligated	Unobligated Balance	Revenue/ Drawdown	Cash Balance
<b>AIR-IES RCT</b>									
16	84.305	9/1/2018	8/31/2019	\$677,085.00	\$651,639.42	\$0.00	\$25,445.58	\$651,638.50	-\$0.92
<b>Perkins AQ&amp;W Admin</b>									
19	84.048	8/30/2018	9/30/2019	\$642,717.04	\$387,686.62	\$83,338.95	\$171,691.47	\$313,481.68	-\$74,204.94
<b>Perkins Compliance Admin</b>									
19	84.048	8/30/2018	9/30/2019	\$88,515.00	\$66,760.01	\$15,927.00	\$5,827.99	\$51,436.18	-\$15,323.83
<b>Perkins SP&amp;F Admin</b>									
19	84.048	8/30/2018	9/30/2019	\$218,761.07	\$103,330.27	\$29,340.59	\$86,090.21	\$83,065.31	-\$20,264.96
<b>Perkins-Formula</b>									
19	84.048	8/30/2018	9/30/2019	\$33,616,617.00	\$14,785,019.00	\$18,426,697.00	\$404,901.00	\$14,785,019.00	\$0.00
<b>Perkins-Leadership</b>									
19	84.048	8/30/2018	9/30/2019	\$459,026.00	\$108,621.00	\$350,405.00	\$0.00	\$108,621.00	\$0.00
<b>Perkins-Nontraditional Leadership</b>									
19	84.048	8/30/2018	9/30/2019	\$45,000.00	\$24,390.00	\$20,610.00	\$0.00	\$24,390.00	\$0.00
<b>RAND-IES CI</b>									
15	84.305	7/1/2018	6/30/2019	\$775,188.00	\$767,347.41	\$16,754.97	-\$8,914.38	\$751,511.28	-\$15,836.13
<b>Total</b>				<b>\$36,522,909.11</b>	<b>\$16,894,793.73</b>	<b>\$18,943,073.51</b>	<b>\$685,041.87</b>	<b>\$16,769,162.95</b>	<b>-\$125,630.78</b>

# Agency Budget Year-to-Date Budget Adjustments As of 5/31/2019

Strategy	Budget Adjustments By Strategy	PCA Code	Transaction Description	Increase	Decrease			
<b>College Readiness and Success</b>								
A.1.1	University of Virginia Texting	40101	INCRS BDGT DUE TO UBs TO FY 19	13,042				
			BU14-SET UP FY19 BDGT FOR UVA TEXTING CAMPGN	30,000				
				<b>43,042</b>				
<b>Student Loan Programs</b>								
A.1.2	Student Loan Administration	13818	BU09-BOT APPN TRNSFR OF GR & GRD TO LN PGM	300,000				
	Student Loan Prog-Fd 5103	66031	BU09-BOT APPN TRNSFR OF GR & GRD TO LN PGM	401,799				
				<b>701,799</b>				
<b>Academic Quality &amp; Workforce</b>								
A.1.4	Open Educational Resources	32018	UB VARIOUS PGMS FRM PRVS AYs to 19	97,612				
				<b>97,612</b>				
<b>Strategic Planning and Funding</b>								
A.1.5	Education Research Centers	44001	BU06-BDGT TRNSFR W/I APPN-SP&F TO ERC & TX CMPLTS	18,000				
			INCRS BDGT DUE TO UBs TO FY 19	3,955				
	Gates Foundation 60X30TX Grant	44003	INCRS BDGT DUE TO UBs TO FY 19	665				
	Gates Foundation Emergency Aid	48001	INCRS BDGT DUE TO UBs TO FY 19	8,149				
	Strategic Planning & Funding	13813	BU06-BDGT TRNSFR W/I APPN-SP&F TO ERC & TX CMPLTS			(40,000)		
			BU25-BDGT TRNSFR W_I APPN_SP&F TO TX CMPLTS DATA			(13,000)		
			BU28_BDGT TRNSFR W_I APPN SP&F TO TX CMPLTS DATA			(13,000)		
			BU17-BDGT TRNSFR W/I APPN-SP&F TO TX CMPLTS			(13,000)		
			Texas Completes Data Support	44002	BU17-BDGT TRNSFR W/I APPN-SP&F TO TX CMPLTS	13,000		
					CRRCTN TO DOC#A900277M			(13,000)
			CRRCTN TO DOC#A900277M	13,000				
			BU25-BDGT TRNSFR W_I APPN_SP&F TO TX CMPLTS DATA	13,000				
			BU28_BDGT TRNSFR W_I APPN SP&F TO TX CMPLTS DATA	13,000				
			BU06-BDGT TRNSFR W/I APPN-SP&F TO ERC & TX CMPLTS	22,000				
		INCRS BDGT DUE TO UBs TO FY 19	519					
				<b>13,288</b>				
<b>Fields of Study</b>								
A.1.8	Fields of Study	32020	UB VARIOUS PGMS FRM PRVS AYs to 19	190,697				
				<b>190,697</b>				

**Agency Budget**  
**Year-to-Date Budget Adjustments (continued 1)**  
**As of 5/31/2019**

Strategy	Budget Adjustments By Strategy	PCA Code	Transaction Description	Increase	Decrease
<b>Central Administration</b>					
B.1.1	COMMISSIONER'S OFFICE	38003	BU26-TRNSFR BTWN PCA'S W/ I APPN-COMM, DCOC & DCA PP	28,053	
	DEP COMM-A CAD PLANNING & POL	38008	BU26-TRNSFR BTWN PCA'S W/ I APPN-COMM, DCOC & DCA PP	2,953	
	DEP COMM-OPS & COMMUN COO	38007	BU26-TRNSFR BTWN PCA'S W/ I APPN-COMM, DCOC & DCA PP		(31,006)
	FINANCIAL SERVICES	38004	INCRS COLL'D USAS BDGT/OFFSET ENTRIES IN MIP		(176,433)
			INCRS COLL'D USAS BDGT/OFFSET ENTRIES IN MIP	176,433	
<b>Information Resources</b>					
B.1.2	Acquisition IT Infrastructure	37002	UB VARIOUS PGMS FRM PRVS AYs to 19	223	
	Cybersecurity Improvements	37007	UB VARIOUS PGMS FRM PRVS AYs to 19	83,674	
			UB VARIOUS PGMS FRM PRVS AYs to 19	64,214	
	Security Upgrades to Identify	37006	UB VARIOUS PGMS FRM PRVS AYs to 19	86,394	
UB VARIOUS PGMS FRM PRVS AYs to 19			61,106		
				<b>295,612</b>	
<b>Texas Grant Program</b>					
C.1.1	TEXAS Grant Program	13099	INCRS BDGT DUE TO UBs TO FY 19	47,532	
			BU24-APPN BDGT TRNSFR TCWS TO TX GRNTS	20,000	
			BU11-INCRS APPN BDGT/STORED VALUE CARDS CSH TRNSFR	56,728	
			BU10-INCRS APPN BDGT / T-STEM TO TX GRNTS CSH TRNSFR	40,104	
			UB VARIOUS PGMS FRM PRVS AYs to 19	11,989,893	
				<b>12,154,257</b>	
<b>Texas B-on-Time Program - Publ</b>					
C.1.2	TX B-on-Time Public Fd 5103	13126	BU09-BOT APPN TRNSFR OF GR & GRD TO LN PGM		(401,799)
			UB VARIOUS PGMS FRM PRVS AYs to 19	4,221,278	
				<b>3,819,479</b>	
<b>Texas B-on-Time Program - Priv</b>					
C.1.3	TX B-on-Time Private Fd 0001	13128	BU09-BOT APPN TRNSFR OF GR & GRD TO LN PGM		(300,000)
			UB VARIOUS PGMS FRM PRVS AYs to 19	1,508,646	
				<b>1,208,646</b>	
<b>Tuition Equalization Grants</b>					
C.1.4	Tuition Equalization Grants	06105	UB VARIOUS PGMS FRM PRVS AYs to 19	13,148	
				<b>13,148</b>	

# Agency Budget Year-to-Date Budget Adjustments (continued 2) As of 5/31/2019

Strategy	Budget Adjustments By Strategy	PCA Code	Transaction Description	Increase	Decrease	
<b>TEOG PUB Community Colleges</b>						
C.1. 5	TEOG PUB COMMUNITY COLLEGES	36002	UB VARIOUS PGMS FRM PRVS AYs to 19	14,032		
				<b>14,032</b>		
<b>TEOG PUB State/Tech Colleges</b>						
C.1. 6	TEOG PUB STATE/TECH COLLEGES	36003	UB VARIOUS PGMS FRM PRVS AYs to 19	102,981		
				<b>102,981</b>		
<b>College Work Study Program</b>						
C.1. 7	College Work Study Program	22339	UB VARIOUS PGMS FRM PRVS AYs to 19	579,972		
			BU24-APPN BDGT TRNSFR TCWS TO TX GRNTS		(20,000)	
	Work Study Mentorship Program	22349	UB VARIOUS PGMS FRM PRVS AYs to 19	348,819		
			BU29-BDGT TRNSFR W_I APPN_CWS to CWS-MNTRSHP	500,000	(500,000)	
				<b>908,791</b>		
<b>License Plate Scholarships</b>						
C.1. 8	Austin College PLT	66016	UB VARIOUS PGMS FRM PRVS AYs to 19	155		
	Baylor University PLT	66014	UB VARIOUS PGMS FRM PRVS AYs to 19	666		
	Boy Scout License Plates	66008	UB VARIOUS PGMS FRM PRVS AYs to 19	379		
	Collegiate Crossover Lic Plate	66004	UB VARIOUS PGMS FRM PRVS AYs to 19	2,330		
	Cotton Boll License Plates	66006	UB VARIOUS PGMS FRM PRVS AYs to 19	885		
	Girl Scout License Plates	66007	UB VARIOUS PGMS FRM PRVS AYs to 19	67		
	Houston Rodeo License Plates	66005	UB VARIOUS PGMS FRM PRVS AYs to 19	139		
	LSU Alumni License Plates	66009	UB VARIOUS PGMS FRM PRVS AYs to 19	2,565		
	Lubbock Christian Univ PLT	66020	UB VARIOUS PGMS FRM PRVS AYs to 19	24		
	MADD License Plate	66011	UB VARIOUS PGMS FRM PRVS AYs to 19	45		
	Rice University PLT	66017	UB VARIOUS PGMS FRM PRVS AYs to 19	548		
	SMU Royalty License Plate	66012	UB VARIOUS PGMS FRM PRVS AYs to 19	1,029		
			CORRECTION TO B900094M / SFX 37 & 38		(906)	
	Southern Methodist Univ PLT	66018	UB VARIOUS PGMS FRM PRVS AYs to 19	285		
	Southw estern University PLT	66022	CORRECTION TO B900094M / SFX 55 & 56			(24)
			UB VARIOUS PGMS FRM PRVS AYs to 19	24		
	St. Mary's University PLT	66021	UB VARIOUS PGMS FRM PRVS AYs to 19	101		
	Texas Christian Univ PLT	66019	UB VARIOUS PGMS FRM PRVS AYs to 19	255		
	Univ of Florida License Plates	66010	UB VARIOUS PGMS FRM PRVS AYs to 19	1,469		
Univ of Mary Hardin Baylor PLT	66015	UB VARIOUS PGMS FRM PRVS AYs to 19	89			
University of St. Thomas PLT	66023	UB VARIOUS PGMS FRM PRVS AYs to 19	63			
				<b>10,186</b>		



**Agency Budget**  
**Year-to-Date Budget Adjustments (continued 3)**  
**As of 5/31/2019**

Strategy	Budget Adjustments By Strategy	PCA Code	Transaction Description	Increase	Decrease
<b>Educational Aide Program</b>					
C.1.9	Educational Aide Program	36010	UB VARIOUS PGMS FRM PRVS AYs to 19	238,788	
				<b>238,788</b>	
<b>Top 10 Percent Scholarships</b>					
C.1.10	Top 10 Percent Scholarships	20356	UB VARIOUS PGMS FRM PRVS AYs to 19	10,000	
				<b>10,000</b>	
<b>ADVISE TX</b>					
D.1.1	TWC Advise TX IO	40102	BU21-SET UP BDGT FOR TWC ADVISE TX IO	1,910,130	
				<b>1,910,130</b>	
<b>Developmental Education Progra</b>					
D.1.2	Developmental Ed Prog	30004	LEG TRNSFR OUT TO AGY 721 AY 19		(200,000)
			UB VARIOUS PGMS FRM PRVS AYs to 19	358,583	
				<b>158,583</b>	
<b>Career/Technical Edu Prog-Adm</b>					
E.1.1A	PERKINS - AQ&W ADMIN 84.048	52001	BU18-PERKINS BDGT TRNSFR W/I APPN BTWN PCA's-AQW to SPF		(16,671)
			BU19-PERKINS BDGT XFER W/I APPN_AQ&W to Complinc		(15,000)
			BU20-PERKINS ADMIN-AQW_ALIGN AY TO FFY BDGT	229,351	
			BU20-PERKINS ADMIN-AQW_ALIGN AY TO FFY BDGT		(229,351)
			BU12-INCRS PERKINS AY 19 GRNT BDGT DUE TO ORIG NOGA		(229,351)
	Perkins-Compliance Adm 84.048	56001	BU19-PERKINS BDGT XFER W/I APPN_AQ&W to Complinc	15,000	
	Perkins-SP&FADMIN 84.048	54004	BU18-PERKINS BDGT TRNSFR W/I APPN BTWN PCA's-AQW to SPF	16,671	
					<b>(229,351)</b>
<b>Career/Technical Edu Prog-Gran</b>					
E.1.1G	Perkins Formula-84.048	52003	BU12-INCRS PERKINS AY 19 GRNT BDGT DUE TO ORIG NOGA	6,635,230	
			BU27-PERKINS AMNDMNT 1-FORMULA GNT INCRS	3,492,231	
	Perkins Leadership-84.048	17705	BU12-INCRS PERKINS AY 19 GRNT BDGT DUE TO ORIG NOGA		(2,259,404)
				<b>7,868,057</b>	
<b>Teach for Texas Loan Repayment</b>					
E.1.2	Teach for Texas Loan Repayment	13599	UB VARIOUS PGMS FRM PRVS AYs to 19	5,849	
			AGY RQSTNG TRNSFR 800K TO TFLRP	800,000	
				<b>805,849</b>	

**Agency Budget**  
**Year-to-Date Budget Adjustments (continued 4)**  
**As of 5/31/2019**

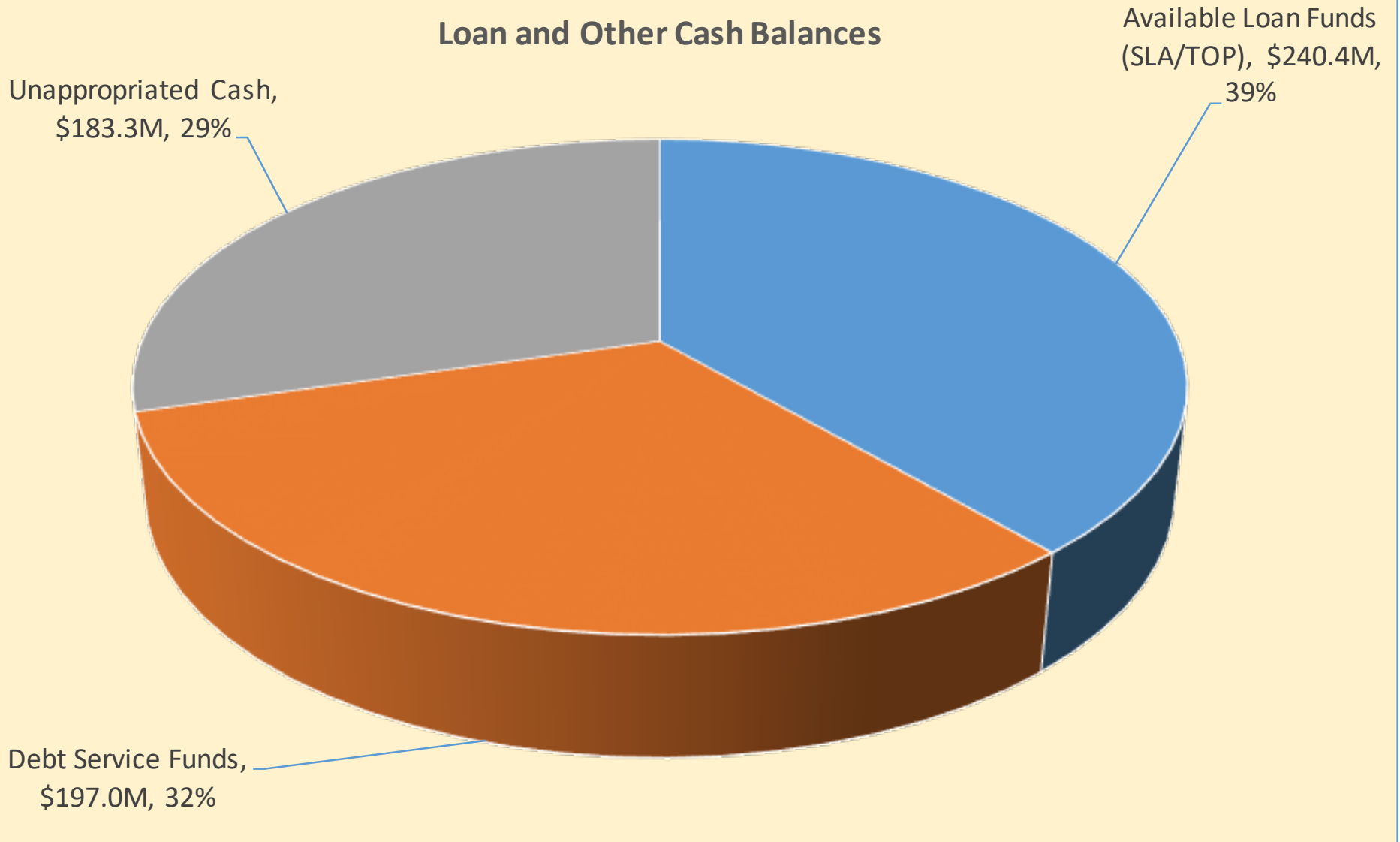
Strategy	Budget Adjustments By Strategy	PCA Code	Transaction Description	Increase	Decrease
<b>Math and Science Scholar's LRP</b>					
E.1.5	Math and Science LRP GR	36004	UB VARIOUS PGMS FRM PRVS AYs to 19 AGY RQSTNG TRNSFR 800K TO TFTLRP	1,112,737	(800,000)
				<b>312,737</b>	
<b>Family Practice Residency</b>					
F.1. 1	FP-Rural & Pub Health Rotation	08794	UB VARIOUS PGMS FRM PRVS AYs to 19 BU15_FPRP BDGT TRNSFR BTWN PCA'S W/I APPN	12,000	(38,000)
	Family Practice Residency	08793	UB VARIOUS PGMS FRM PRVS AYs to 19 BU15_FPRP BDGT TRNSFR BTWN PCA'S W/I APPN	4 38,000	
				<b>12,004</b>	
<b>GME Expansion</b>					
F.1. 3	GME Expansion SB 18	32013	UB VARIOUS PGMS FRM PRVS AYs to 19 CORRECTION TO B900094M / SFX 74 & 75	4,725,834 250,000	
	GME Expansion/GME PERM Fd-0179	42002	BU16-INCRS EST'D GME PERM FD BDGT	566,901	
	GME New /Expanded Programs	32012	UB VARIOUS PGMS FRM PRVS AYs to 19	748,055	
	GME Planning Grants	32014	UB VARIOUS PGMS FRM PRVS AYs to 19 CORRECTION TO B900094M / SFX 77 & 78	250,000	(250,000)
				<b>6,290,789</b>	
<b>ProfNurse Shortage Reduction Pgm</b>					
F.1. 6	Prof Nurs Shrtg Reduc	34009	UB VARIOUS PGMS FRM PRVS AYs to 19	1,142,050	
				<b>1,142,050</b>	
<b>Physician Ed Loan Repay Pgm</b>					
F.1. 7	Physician Ed Loan Repay Pgm	21949	UB VARIOUS PGMS FRM PRVS AYs to 19	5,619	
				<b>5,619</b>	
<b>Other Loan Repayment Programs</b>					
F.1. 9	St. David's Foundation LRP	46001	BU23-PROCESSED NEW DONATION FRM ST DAVIDS	346,587	
				<b>346,587</b>	
<b>Nursing Faculty Loan Repay PGM</b>					
F.1.10	Nursing Faculty LRP - Fd 0001	36025	UB VARIOUS PGMS FRM PRVS AYs to 19	133,600	
				<b>133,600</b>	

# Agency Budget Year-to-Date Budget Adjustments (continued 5) As of 5/31/2019

Strategy	Budget Adjustments By Strategy	PCA Code	Transaction Description	Increase	Decrease
<b>EARNINGS - Minority Health</b>					
H.1.1	Minority Health Research/Edu	13067	UB VARIOUS PGMS FRM PRVS AYs to 19	2,269,765	
			UB VARIOUS PGMS FRM PRVS AYs TO 19		384,966
				<b>2,654,732</b>	
<b>EARNINGS - Nursing/Allied Heal</b>					
H.1.2	Nursing & Allied Health	13068	UB VARIOUS PGMS FRM PRVS AYs TO 19	991,159	
			UB VARIOUS PGMS FRM PRVS AYs to 19		2,152,745
				<b>3,143,904</b>	
<b>AUTISM Program</b>					
I.1.2	AUTISM-BCBA TRAINING	32007	UB VARIOUS PGMS FRM PRVS AYs to 19	9,859	
			BU 22-BDGT TRNSFRS WITHIN AUTISM APPN BTWN PCA'S		(245,526)
	AUTISM-PARENT DIR TRMT	32006	UB VARIOUS PGMS FRM PRVS AYs to 19	978,142	
			BU 22-BDGT TRNSFRS WITHIN AUTISM APPN BTWN PCA'S		(164,781)
AUTISM-RESEARCH, DEV, & EVAL	32008	BU 22-BDGT TRNSFRS WITHIN AUTISM APPN BTWN PCA'S	410,306		
			UB VARIOUS PGMS FRM PRVS AYs to 19		
				<b>988,001</b>	
<b>Total Budget Adjustments</b>				<b>45,365,649</b>	

### Cash Balance Summary Period Ending: 5/31/2019

#### Loan and Other Cash Balances



Cash balances not related to grant programs

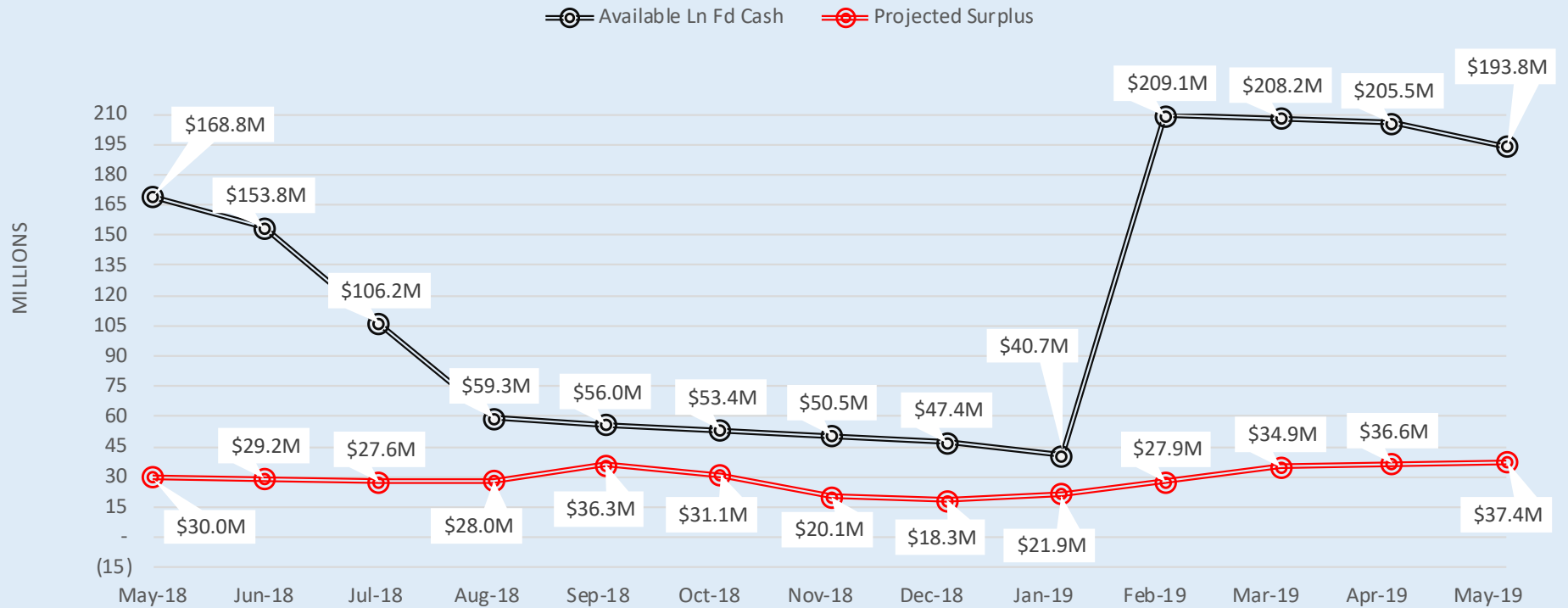
**Loan Receivables Review**  
**Period Ending: 5/31/2019**

Monthly Loan Activity	Principal		Interest		Fees		TOTAL
<b>Beginning Balances - 5/01/2019</b>	\$	<b>1,496,481,130</b>	\$	<b>183,803,420</b>	\$	<b>22,992,849</b>	\$ <b>1,703,277,400</b>
Loan Disbursements		5,064,733		-		-	5,064,733
Loan Repayments		(8,503,626)		(4,580,059)		(138,910)	(13,222,595)
Loans Forgiven		(749,279)		(6,854)		-	(756,133)
Write off - Uncollectible		(74,750)		(248,713)		736	(322,727)
Capitalized Interest		3,229		(3,229)		-	-
Judgments Assessed		301,810		(298,108)		(2,506)	1,196
Interest And Fee Accruals		-		6,346,004		311,101	6,657,105
Federal Interest Subsidy		-		-		-	-
Other Loan Adjustments		(96)		(14,177)		(3)	(14,276)
Total Changes		(3,957,978)		1,194,864		170,417	(2,592,697)
<b>Ending Balances - 5/31/2019</b>		<b>1,492,523,152</b>		<b>184,998,284</b>		<b>23,163,267</b>	<b>1,700,684,703</b>

Note: Loan balances are made up of predominantly Hinson-Hazlewood Loans. Other loan types include the B-On-Time, Texas Armed Services Scholarship, and Teach for Texas programs.

## Loan Cash and Debt Review Period Ending: 5/31/2019

### Available Cash for Future Loans and Debt Service Surplus

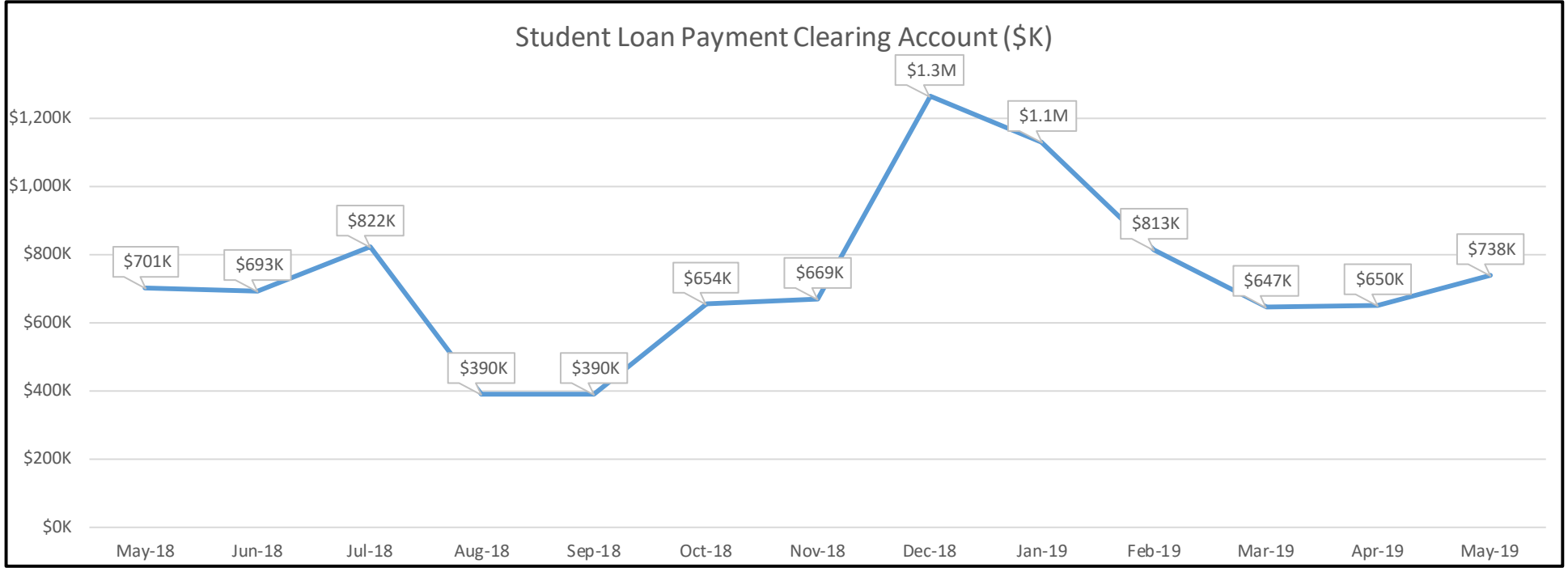
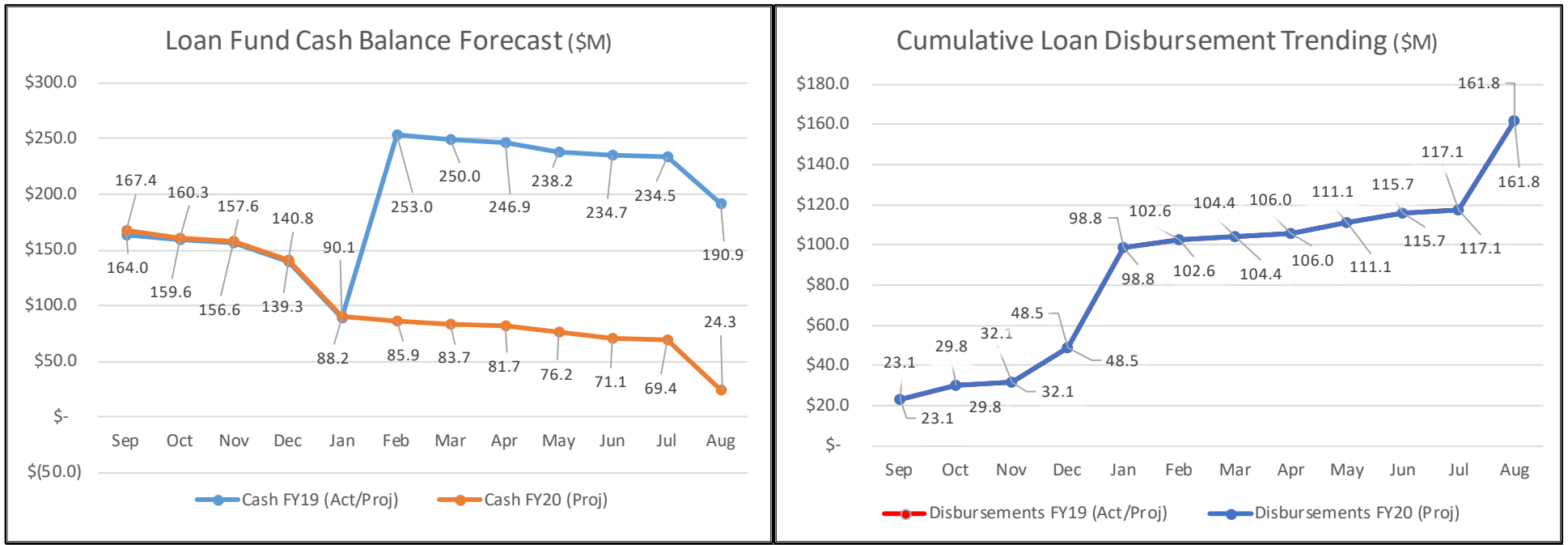


Loan Fund/Cash Flow	
Loan Fund Cash Balance (SLA/TOP)	\$ 240,431,248
Less: Indirect Admin Draws Remaining	\$ (6,457,293)
Less: Loan Fund Reserve	\$ (30,000,000)
Less: * Scheduled Loan Disbursements	\$ (10,125,343)
<b>Available Cash for Future Loans</b>	<b>\$ 193,848,613</b>

\*Net unposted disbursements and certified Loans

Debt Service Cash Flow	
Debt Service Fund Balance	\$ 196,980,647
Add: FY18 Proj Loan Repayments	\$ 43,555,606
Less: FY18 Pending Debt Payments	\$ (91,509,516)
<b>Fund Excess/(Deficit)</b>	<b>\$ 149,026,738</b>
Less: FY19 Debt Service Payments	\$ (111,643,463)
<b>Over/(Under) Reserve Y/E 2019</b>	<b>\$ 37,383,275</b>

## Loan Forecasting and Trending Period Ending: 5/31/2019



# Defaulted Loan Collections Report

## Period Ending: 5/31/2019

