



Monthly Financial Report for period ending 5/31/2020

1. Operating/Trusted	1
2. Federal Programs	4
3. Budget Adjustments	5
4. Cash Balance Summary.....	9
5. Loan Receivable Review	10

Operating and Trusted Summary Period Ending: 5/31/2020

1 of 13



Operating and Trusteed Budget Period Ending: 5/31/2020

		Original Budget	Budget Adjusts. or Reclass	Adjusted Budget	FYTD Expense	FYTD Encumb	Projected Obligations	Available Budget
Coordination/Planning for Higher Ed								
A.1.1	College Readiness and Success	\$ 2,962,555	\$ 125,000	\$ 3,087,555	\$ 1,214,898	\$ 604,395	\$ -	\$ 1,268,262
A.1.2	Student Loan Programs	6,624,570	-	6,624,570	4,180,166	2,010,153	-	434,251
A.1.3	Financial Aid Services	729,443	-	729,443	474,961	158,267	-	96,215
A.1.4	Academic Quality & Workforce	1,969,476	-	1,969,476	1,304,689	459,925	-	204,862
A.1.5	Strategic Planning and Funding	2,861,243	65,331	2,926,574	1,806,268	685,726	-	434,580
A.1.6	Innovation & Policy Develop	282,636	-	282,636	149,338	37,771	-	95,527
A.1.7	Oversight for Profit	250,000	-	250,000	60,299	21,811	-	167,890
A.1.8	Fields of Study	115,397	-	115,397	50,630	27,192	-	37,575
A		\$ 15,795,320	\$ 190,331	\$ 15,985,651	\$ 9,241,249	\$ 4,005,240	\$ -	\$ 2,739,162
Agency Operations								
B.1.1	Central Administration	5,534,106	118,520	5,652,626	4,072,762	1,485,383	-	94,481
B.1.2	Information Resources	6,208,864	-	6,208,864	3,892,517	1,925,711	-	390,636
B.1.3	Facilities Support	1,836,189	(50,000)	1,786,189	1,382,853	344,578	-	58,758
B.1.4	Compliance Monitoring	343,312	7,500	350,812	255,431	95,122	-	259
B		\$ 13,922,471	\$ 76,020	\$ 13,998,491	\$ 9,603,563	\$ 3,850,794	\$ -	\$ 544,134
Affordability and Debt								
C.1.1	Texas Grant Program	433,222,737	40,659	433,263,396	389,182,102	39,325,851	-	4,755,443
C.1.2	Texas B-on-Time Program - Public	1,000,000	-	1,000,000	30,394	-	-	969,606
C.1.3	Texas B-on-Time Program - Private	200,000	-	200,000	14,688	-	-	185,312
C.1.4	Tuition Equalization Grants	89,305,147	-	89,305,147	86,749,941	2,277,822	-	277,384
C.1.5	TEOG PUB Community Colleges	44,236,458	-	44,236,458	37,043,909	4,310,319	-	2,882,230
C.1.6	TEOG PUB State/Tech Colleges	3,759,692	-	3,759,692	3,492,691	152,351	-	114,650
C.1.7	College Work Study Program	9,300,235	(125,000)	9,175,235	7,619,973	-	-	1,555,262
C.1.8	License Plate Scholarships	247,400	7,377	254,777	70,715	63,885	-	120,177
C.1.9	Educational Aide Program	500,000	-	500,000	161,078	254,586	-	84,336
C.1.10	TX Armed Services Scholarships	3,420,000	-	3,420,000	2,740,437	-	-	679,563
C.1.11	Open Educational Resources	266,025	-	266,025	110,068	27,113	-	128,844
C		\$ 585,457,694	\$ (76,964)	\$ 585,380,730	\$ 527,215,996	\$ 46,411,927	\$ -	\$ 11,752,807
College Readiness and Success								
D.1.1	ADVISE TX	2,875,000	-	2,875,000	1,999,996	950,775	-	(75,771)
D.1.2	Developmental Education Program	1,325,000	(100,000)	1,225,000	59,783	33,180	-	1,132,037
D.1.3	Student Completion Models	160,000	-	160,000	-	-	-	160,000
D.1.4	GENTX and P-16 Prof Developmen	70,000	-	70,000	5,447	2,772	-	61,781
D.1.5	GRADTX	150,000	-	150,000	-	-	-	150,000
D.1.6	Texas Regional Alignment Netwo	63,000	-	63,000	-	-	-	63,000
D.1.7	TSA Enhancement and Success	300,000	-	300,000	-	-	-	300,000
D		\$ 4,943,000	\$ (100,000)	\$ 4,843,000	\$ 2,065,226	\$ 986,727	\$ -	\$ 1,791,047

Operating and Trusteed Budget (cont.) Period Ending: 5/31/2020

		Original Budget	Budget Adjusts. or Reclass	Adjusted Budget	FYTD Expense	FYTD Encumb	Projected Obligations	Available Budget
Industry Workforce								
E.1.2	Teach for Texas Loan Repayment	1,337,500	-	1,337,500	-	1,337,500	-	-
E.1.3	Math and Science Scholar's LRP	1,287,500	-	1,287,500	-	124,309	-	1,163,191
E.1.4	Northeast Texas Initiative and T	1,250,000	-	1,250,000	-	-	-	1,250,000
E.1.5	Bilingual Education Program	750,000	-	750,000	352,453	396,894	-	653
E.1.6	Peace Officer Ln Repay Program	137,003	-	137,003	92,403	42,619	-	1,981
E		\$ 4,762,003	\$ -	\$ 4,762,003	\$ 444,856	\$ 1,901,322	\$ -	\$ 2,415,825
Industry Workforce - Health Related								
F.1.1	Family Practice Residency	5,000,000	-	5,000,000	4,907,484	52,500	-	40,016
F.1.2	Preceptorship Program	1,500,000	-	1,500,000	(157,030)	-	-	1,657,030
F.1.3	GME Expansion	78,600,000	-	78,600,000	(328,774)	71,775,000	-	7,153,774
F.1.4	Trauma Care Program	2,061,250	-	2,061,250	500,000	1,561,250	-	-
F.1.5	Joint Admission Medical Program	10,206,794	-	10,206,794	10,206,794	-	-	-
F.1.6	ProNurse Shortage Reduction Pgm	9,806,489	-	9,806,489	9,740,023	-	-	66,466
F.1.7	Physician Ed Loan Repay Pgm	15,345,078	-	15,345,078	-	13,934,730	-	1,410,348
F.1.8	Mental Health Loan Repay Pgm	1,062,500	-	1,062,500	-	1,062,500	-	-
F.1.9	Nursing Faculty Loan Repay PGM	1,500,000	-	1,500,000	-	1,500,000	-	-
F.1.10	Child Mental Health Care Conso	49,500,000	(23,405,514)	26,094,486	2,725,700	-	-	23,368,786
F		\$ 174,582,111	\$ (23,405,514)	\$ 151,176,597	\$ 27,594,197	\$ 89,885,980	\$ -	\$ 33,696,420
Baylor College of Medicine								
G.1.1	Baylor Coll of Medicine - UGME	36,508,620	-	36,508,620	19,508,620	17,000,000	-	-
G.1.2	Baylor Coll of Medicine - GME	8,596,623	-	8,596,623	8,596,623	-	-	-
G.1.3	Baylor Coll Med Perm Endow Fund	1,425,000	-	1,425,000	779,498	645,502	-	-
G.1.4	Baylor Coll Med Perm Health Fund	1,914,193	-	1,914,193	1,094,126	820,067	-	-
G		\$ 48,444,436	\$ -	\$ 48,444,436	\$ 29,978,867	\$ 18,465,569	\$ -	\$ -
Close the Gaps Tobacco Funds								
H.1.1	EARNINGS - Minority Health	1,066,551	3,256,895	4,323,446	109,772	1,528,237	-	2,685,437
H.1.2	EARNINGS - Nursing/Allied Health	1,883,810	5,107,329	6,991,139	-	-	-	6,991,139
H		\$ 2,950,361	\$ 8,364,224	\$ 11,314,585	\$ 109,772	\$ 1,528,237	\$ -	\$ 9,676,576
Research								
I.1.1	Texas Research Incentive Program	17,500,000	-	17,500,000	17,500,000	-	-	-
I.1.2	AUTISM Program	3,900,000	-	3,900,000	3,823,474	2,604,673	-	(2,528,147)
I		\$ 21,400,000	\$ -	\$ 21,400,000	\$ 21,323,474	\$ 2,604,673	\$ -	\$ (2,528,147)
Other Programs								
Z.1.1	Community Colleges	936,193,916	-	936,193,916	670,103,027	266,090,889	-	-
Z		\$ 936,193,916	\$ -	\$ 936,193,916	\$ 670,103,027	\$ 266,090,889	\$ -	\$ -
Total Uses Of Revenue		\$ 1,808,451,312	\$ (14,951,903)	\$ 1,793,499,409	\$ 1,297,680,227	\$ 435,731,358	\$ -	\$ 60,087,824

Goal E - Federal trusted programs are reported separately on the next page.

Goal E: Federal Trusteed Report
Period Ending: 5/31/2020

4 of 13

Federal Fiscal Year	CFDA	From Date	To Date	Award Amount	Expenditures	Obligated	Unobligated Balance	Revenue/ Drawdown	Cash Balance
AIR-IES RCT									
16	84.305	2/9/2016	8/31/2020	\$677,085.00	\$658,778.97	\$0.00	\$18,306.03	\$658,778.97	0.00
Perkins Admin									
20	84.048	9/1/2019	9/30/2020	\$995,000.00	\$431,841.09	\$121,123.24	\$442,035.67	\$360,316.06	(\$71,525.03)
Perkins-Formula									
20	84.048	9/1/2019	9/30/2020	\$33,375,466.00	\$15,041,357.03	\$17,832,262.00	\$501,846.97	\$15,041,357.03	\$0.00
Perkins-Leadership									
20	84.048	9/1/2019	9/30/2020	\$432,296.00	\$100,822.00	\$331,474.00	\$0.00	\$103,512.00	2,690.00
Perkins-Leadership (2 Years)									
20	84.048	09/01/2019	08/31/2021	\$1,277,835.00	\$70,939.00	\$1,206,896.00	\$0.00	\$68,249.00	(2,690.00)
Perkins-Nontraditional Leadership									
20	84.048	9/1/2019	9/30/2020	\$45,000.00	\$23,962.00	\$21,038.00	\$0.00	\$23,962.00	\$0.00
Total				\$36,802,682.00	\$16,327,700.09	\$19,512,793.24	\$962,188.67	\$16,256,175.06	(\$71,525.03)

Agency Budget
Year-to-Date Budget Adjustments 1
As of 5/31/2020

5 of 13

Strategy	Budget Adjustments By Strategy	PCA Code	Transaction Description	Increase	Decrease
College Readiness and Success					
A.1.1	Student Success	30006	BU16-APPN BDGT TRANSFR-TX WORKS TO STDNT SUCCESS	125,000.00	
				125,000.00	
Financial Aid Services					
A.1.3	Administer Grants & Schlrsps	36007	BU14_BDGT TRANSFR WITHIN APPN BTWN PCA_SFAP ADMIN	144,403.00	
			BU14_BDGT TRANSFR WITHIN APPN BTWN PCA_SFAP ADMIN	2,117.00	
			BU14_BDGT TRANSFR WITHIN APPN BTWN PCA_SFAP ADMIN	7,256.00	
	Loan Repayment Administration	36026	BU14_BDGT TRANSFR WITHIN APPN BTWN PCA_SFAP ADMIN		(144,403.00)
			BU14_BDGT TRANSFR WITHIN APPN BTWN PCA_SFAP ADMIN		(2,117.00)
			BU14_BDGT TRANSFR WITHIN APPN BTWN PCA_SFAP ADMIN		(7,256.00)
Strategic Planning and Funding					
A.1.5	Education Research Centers	44001	INCRS BDGTS DUE TO CSH UB TO AY/FY 20	3,004.00	
			BU08-BDGT TRANSFR W/ APPN-SFF TO ERC	15,000.00	
	Strategic Planning & Funding	13813	BU08-BDGT TRANSFR W/ APPN-SFF TO ERC		(15,000.00)
			INCRS BDGTS DUE TO CSH UB TO AY/FY 20	1,400.00	
			INCRS BDGTS DUE TO CSH UB TO AY/FY 20	60,928.00	
				65,331.00	

Agency Budget
Year-to-Date Budget Adjustments 2 (continued)
As of 5/31/2020

6 of 13

Strategy	Budget Adjustments By Strategy		PCA Code	Transaction Description	Increase	Decrease
Central Administration						
B.1.1	Commissioner's Office	38003	BU19-BDGT TRNSFR		17,000.00	
			BU19-BDGT TRNSFR		60,000.00	
			BU19-BDGT TRNSFR		60,000.00	
			BU19-BDGT TRNSFR		15,000.00	
			BU19-BDGT TRNSFR		80,000.00	
			BU05-ADD'L BDGT GEN CNSL & COMM OFC		37,000.00	
			BU05-ADD'L BDGT GEN CNSL & COMM OFC		15,000.00	
	Dep Comm-Acad Planning & Pol	38008	BU19-BDGT TRNSFR			(15,000.00)
	Dep Comm-Ops & Commun COO	38007	BU19-APPN BDGT TRNSFR		50,000.00	
	External Relations	38009	BU19-BDGT TRNSFR			(70,000.00)
			BU19-BDGT TRNSFR			(10,000.00)
			BU20-APPN TRNSFR-EXT RELTNS TO COMP MON			(5,000.00)
			BU20-APPN TRNSFR-EXT RELTNS TO COMP MON			(2,500.00)
	Financial Services	38004	BU19-BDGT TRNSFR			(23,000.00)
			BU19-BDGT TRNSFR			(17,000.00)
	General Counsel's Office	38006	BU05-ADD'L BDGT GEN CNSL & COMM OFC		24,020.00	
			BU19-BDGT TRNSFR			(35,000.00)
			BU19-BDGT TRNSFR			(10,000.00)
			BU19-BDGT TRNSFR			(15,000.00)
	Human Resources	38005	BU19-BDGT TRNSFR			(30,000.00)
			BU19-BDGT TRNSFR			(30,000.00)
	Internal Audit	38002	BU19-BDGT TRNSFR		23,000.00	
					118,520.00	
Information Resources						
B.1.2	Cybersecurity Initiatives	37007	BU19-APPN BDGT TRNSFR-CAPITAL APPN		12,265.00	
	Information Solutions & Servic	13903	BU19-APPN BDGT TRNSFR-CAPITAL APPN			(12,265.00)
Facilities Support						
B.1.3	Facilities & Support Services	13904	BU19-APPN BDGT TRNSFR			(35,000.00)
			BU19-APPN BDGT TRNSFR			(15,000.00)
						(50,000.00)
Compliance Monitoring						
B.1.4	Compliance Monitoring	38001	BU20-APPN TRNSFR-EXT RELTNS TO COMP MON		7,500.00	
					7,500.00	
Texas Grant Program						
C.1. 1	TEXAS Grant Program	13099	BU12-INCRS APPN BDGT/STORED VALUE CARDS CSH TRNSFR		40,659.00	
					40,659.00	

Agency Budget
Year-to-Date Budget Adjustments 3 (continued)
As of 5/31/2020

7 of 13

Strategy	Budget Adjustments By Strategy	PCA Code	Transaction Description	Increase	Decrease
College Work Study Program					
C.1. 7	Texas WORKS	30007	BU13-AY20 BDGT TRNSFR WITHIN APPN BTWN PCA_TX WORKS	527,297.00	
			BU16-APPN BDGT TRNSFR-TX WORKS TO SDTNT SUCCESS		(125,000.00)
			BU22: REVERSAL OF BU13_BDGT TRNSFR		(527,297.00)
	Work Study Mentorship Program	22349	BU13-AY20 BDGT TRNSFR WITHIN APPN BTWN PCA_TX WORKS		(527,297.00)
			BU22: REVERSAL OF BU13_BDGT TRNSFR	527,297.00	
					(125,000.00)
License Plate Scholarships					
C.1. 8	Austin College PLT	66016	BU09_UB VARIOUS PGMS FRMAY 19 TO 20	88.00	
	Baylor University PLT	66014	BU09_UB VARIOUS PGMS FRMAY 19 TO 20	363.00	
	Boy Scout License Plates	66008	BU09_UB VARIOUS PGMS FRMAY 19 TO 20	198.00	
	College for Texans L Plates	66002	BU09_UB VARIOUS PGMS FRMAY 19 TO 20	22.00	
	Collegiate Crossover Lic Plate	66004	BU09_UB VARIOUS PGMS FRMAY 19 TO 20	1,154.00	
	Cotton Boll License Plates	66006	BU09_UB VARIOUS PGMS FRMAY 19 TO 20	2,813.00	
	Girl Scout License Plates	66007	BU09_UB VARIOUS PGMS FRMAY 19 TO 20	22.00	
	Houston CC License Plate	66025	INCRS BDGTS DUE TO CSH UB TO AY/FY 20	428.00	
	Houston Rodeo License Plates	66005	BU09_UB VARIOUS PGMS FRMAY 19 TO 20	198.00	
	Lubbock Christian Univ PLT	66020	BU09_UB VARIOUS PGMS FRMAY 19 TO 20	22.00	
	Omega Psi Phi License Plates	66013	BU09_UB VARIOUS PGMS FRMAY 19 TO 20	165.00	
	Rice University PLT	66017	BU09_UB VARIOUS PGMS FRMAY 19 TO 20	365.00	
	SMU Royalty License Plate	66012	BU09_UB VARIOUS PGMS FRMAY 19 TO 20	918.00	
	Southern Methodist Univ PLT	66018	BU09_UB VARIOUS PGMS FRMAY 19 TO 20	44.00	
	Southwestern University PLT	66022	BU09_UB VARIOUS PGMS FRMAY 19 TO 20	330.00	
	TX Water Works License Plate	66001	BU09_UB VARIOUS PGMS FRMAY 19 TO 20	94.00	
	Texas Christian Univ PLT	66019	BU09_UB VARIOUS PGMS FRMAY 19 TO 20	132.00	
	Univ of Mary Hardin Baylor PLT	66015	BU09_UB VARIOUS PGMS FRMAY 19 TO 20	22.00	
				7,377.00	
Developmental Education Progra					
D.1.2	Developmental Ed Prog	30004	BU04-APPN TRNSFR: MATHWAY PRJCT-RDR 41		(100,000.00)
					(100,000.00)
Career/Technical Edu Prog-Adm					
E.1.1A	Perkins - AQ&W Admin 84,048	52001	BU15-ADJUST PERKINS AY20 BDGT DUE TO ORIG NOGA	13,848.00	
			BU15-ADJUST PERKINS AY20 BDGT DUE TO ORIG NOGA		(318,234.00)
			BU15-ADJUST PERKINS AY20 BDGT DUE TO ORIG NOGA	208.00	
					(304,178.00)

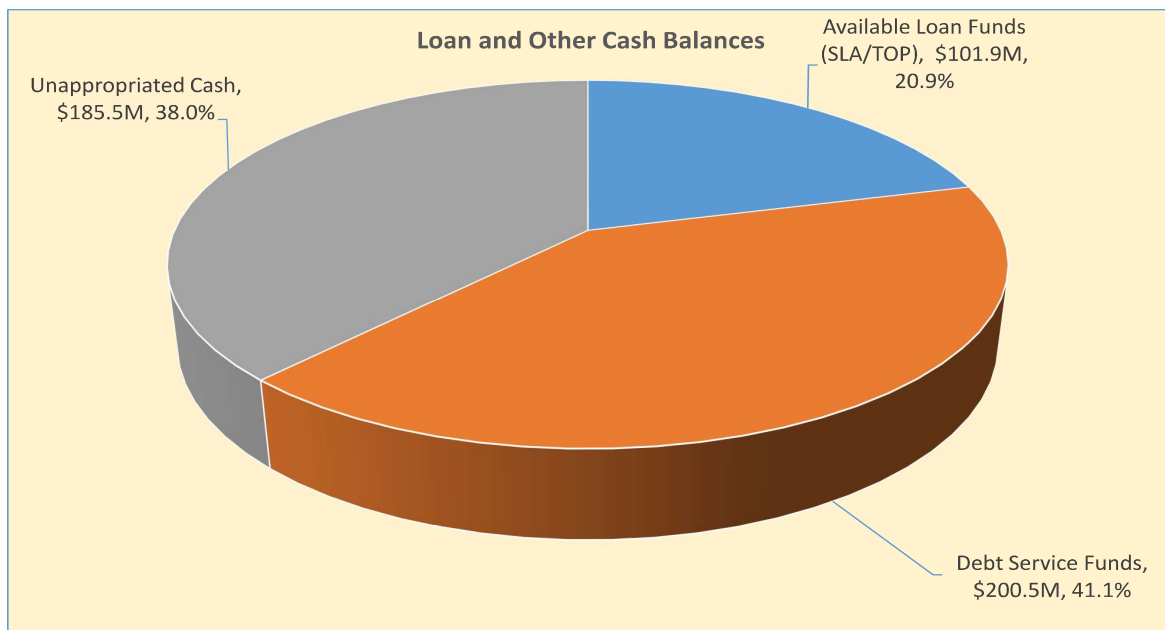
Agency Budget
Year-to-Date Budget Adjustments 4 (continued)
As of 5/31/2020

8 of 13

Strategy	Budget Adjustments By Strategy		PCA Code	Transaction Description	Increase	Decrease
Career/Technical Edu Prog-Gran						
E.1.1G	Perkins Formula-84,048	52003	BU15-ADJUST PERKINS AY20 BDGT DUE TO ORIG NOGA		7,243,636.00	
			BU19-FED BDGT INCRS-PERKINS FORMULA		2,642,674.00	
	Perkins Leadership 2-Yr 84,048	52005	BU15-ADJUST PERKINS AY20 BDGT DUE TO ORIG NOGA		1,277,835.00	
	Perkins Leadership-84,048	17705	BU15-ADJUST PERKINS AY20 BDGT DUE TO ORIG NOGA			(2,286,134.00)
					8,878,011.00	
Family Practice Residency						
F.1.1	FP-Rural & Pub Health Rotation	08794	BU11-TRNSFR BDGT BTWN PCA W_J APPN_FMLY PRCTC		9.00	
	Family Practice Residency	08793	BU11-TRNSFR BDGT BTWN PCA W_J APPN_FMLY PRCTC			(9.00)
Child Mental Health Care Conso						
F.1.10	CMHC Consortium	32023	BU03-Appn Trnsfr: Mntl Hth Consortium-Rdr 58			(1,000,000.00)
			APPN TRNSFR-IMPLEMENTATION OF TCMHCC			(22,405,514.00)
					(23,405,514.00)	
EARNINGS - Minority Health						
H.1.1	Minority Health Research/Edu	13067	BU09_UB VARIOUS PGMS FRM AY 19 TO 20		3,256,895.00	
					3,256,895.00	
EARNINGS - Nursing/Allied Heal						
H.1.2	Nursing & Allied Health	13068	BU09_UB VARIOUS PGMS FRM AY 19 TO 20		120,054.00	
			BU09_UB VARIOUS PGMS FRM AY 19 TO 20		4,987,275.00	
					5,107,329.00	
AUTISM Program						
I.1.2	Autism-BCBA Training	32007	BU 18-BDGT TRNSFRS WITHIN AUTISM APPN BTWN PCA'S		345,827.00	
	Autism-Parent Dir Trmt	32006	BU 18-BDGT TRNSFRS WITHIN AUTISM APPN BTWN PCA'S			(856,615.00)
	Autism-Research, Dev, & Eval	32008	BU 18-BDGT TRNSFRS WITHIN AUTISM APPN BTWN PCA'S		510,788.00	
Adjustments					(6,378,071.00)	

Cash Balance Summary
Period Ending: 5/31/2020

9 of 13



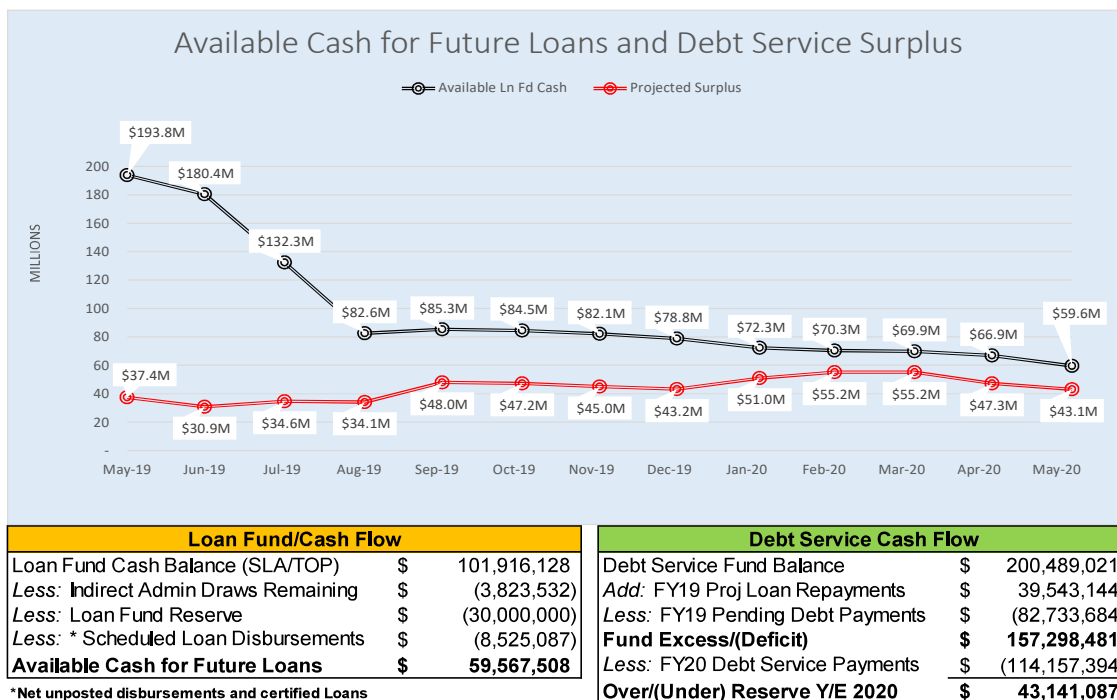
Cash balances not related to grant programs

Loan Receivables Review Period Ending: 5/31/2020

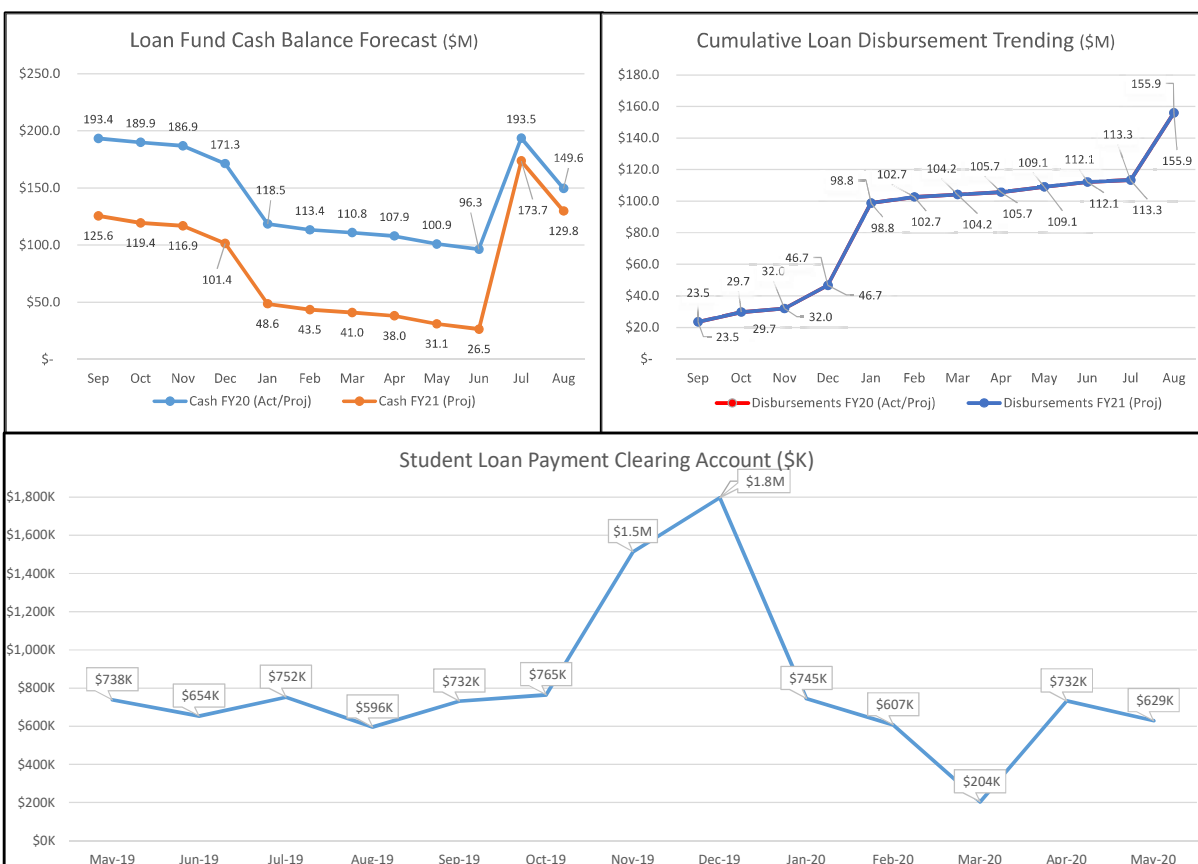
Monthly Loan Activity	Principal	Interest	Fees	TOTAL
Beginning Balances - 5/01/2020	\$ 1,549,472,364	\$ 196,195,144	\$ 24,111,293	\$ 1,769,778,802
Loan Disbursements	3,359,795	-	-	3,359,795
Loan Repayments	(7,995,020)	(3,996,876)	(97,336)	(12,089,232)
Loans Forgiven	(383,295)	(38,867)	-	(422,162)
Write off - Uncollectible	8,973,756	4,919,525	13,164	13,906,445
Capitalized Interest	(31,010)	31,010	-	-
Judgments Assessed	111,871	(112,081)	(108)	(317)
Interest And Fee Accruals	-	6,586,579	(8,009)	6,578,571
Federal Interest Subsidy	449	(449)	-	-
Other Loan Adjustments	(8,977,187)	(5,123,461)	(88)	(14,100,736)
Total Changes	(4,940,641)	2,265,379	(92,376)	(2,767,637)
Ending Balances - 5/31/2020	\$ 1,544,531,724	\$ 198,460,524	\$ 24,018,917	\$ 1,767,011,164

Note: Loan balances are made up of predominantly Hinson-Hazlewood Loans. Other loan types include the B-On-Time, Texas Armed Services Scholarship, and Teach for Texas programs.

Loan Cash and Debt Review Period Ending: 5/31/2020



Loan Forecasting and Trending Period Ending: 5/31/2020



Defaulted Loan Collections Report Period Ending: 5/31/2020

